



Isle of Man
Government

Reiltys Ellan Vannin

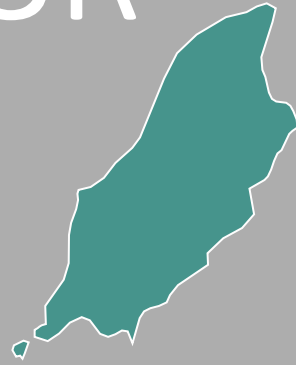
Isle of Man Labour Market Report January 2024

Statistics Isle of Man

Cabinet Office

February 2024

ISLE OF MAN LABOUR MARKET JANUARY 2024



KEY POINTS AS AT THE END JANUARY 2024

REGISTERED UNEMPLOYED

322

INCREASE IN NUMBER OF REGISTERED UNEMPLOYED

Unemployment has increased by 37 persons from the previous month (December 2023), and has increased by 25 persons compared with the same month last year (January 2023).

UN- EMPLOYMENT RATE

0.7%

UNEMPLOYMENT % RATE

The unemployment rate for January 2024 is 0.7% which is an increase of 0.1% on the previous month (December 2023). The unemployment rate is the proportion of economically active population registered unemployed.

VACANCIES

916

INCREASE IN LIVE VACANCIES AS AT THE END OF THE MONTH

916 job vacancies remained at the Job centre in January 2024, which is an increase of 440 vacancies compared to the previous month (December 2023). Of these, 53% (485) were full time positions and 42% (431) were part time. Within the figures above there are 37 full time vacancies and 68 part time vacancies classed as seasonal.

ILO ESTIMATE

767

INTERNATIONAL LABOUR ORGANISATION ESTIMATE OF UNEMPLOYMENT

It is estimated that 767 individuals are unemployed and looking for work in January 2024 compared with 730 in December 2023. This amounts to an unemployment rate of 1.7%. See Methodology section for further details.



211 Unemployed
Males
66%



111 Unemployed
Females
34%

ISLE OF MAN LABOUR MARKET JANUARY 2024



SECTORS WITH HIGHEST NUMBERS OF UNEMPLOYED PERSONS - JANUARY 2024




Retail Distribution
39



Other Business Services
31



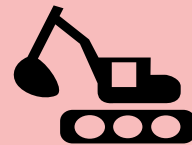
Catering and
Entertainment
27



Miscellaneous Services
26



Construction - Unskilled
18



Construction - Skilled
18

SECTORS WITH HIGHEST NUMBERS OF JOB VACANCIES REMAINING - JANUARY 2024



Retail Distribution
182



Medical and Health
Services
147



Other Business Services
114



Tourist Accommodation
106



Catering and Entertainment
87



Public
Administration
50

Registered Unemployment January 2024: Detailed Breakdown

	Current Month Jan 24	Last Month Dec 23	Net Change over Month	Last Year Jan 23	Net Change over Year
--	----------------------------	-------------------------	--------------------------------	------------------------	-------------------------------

Total Unemployment :-	322	285	37	297	25
Males	211	185	26	185	26
Females	111	100	11	112	-1

Included amongst the Unemployed
are:-

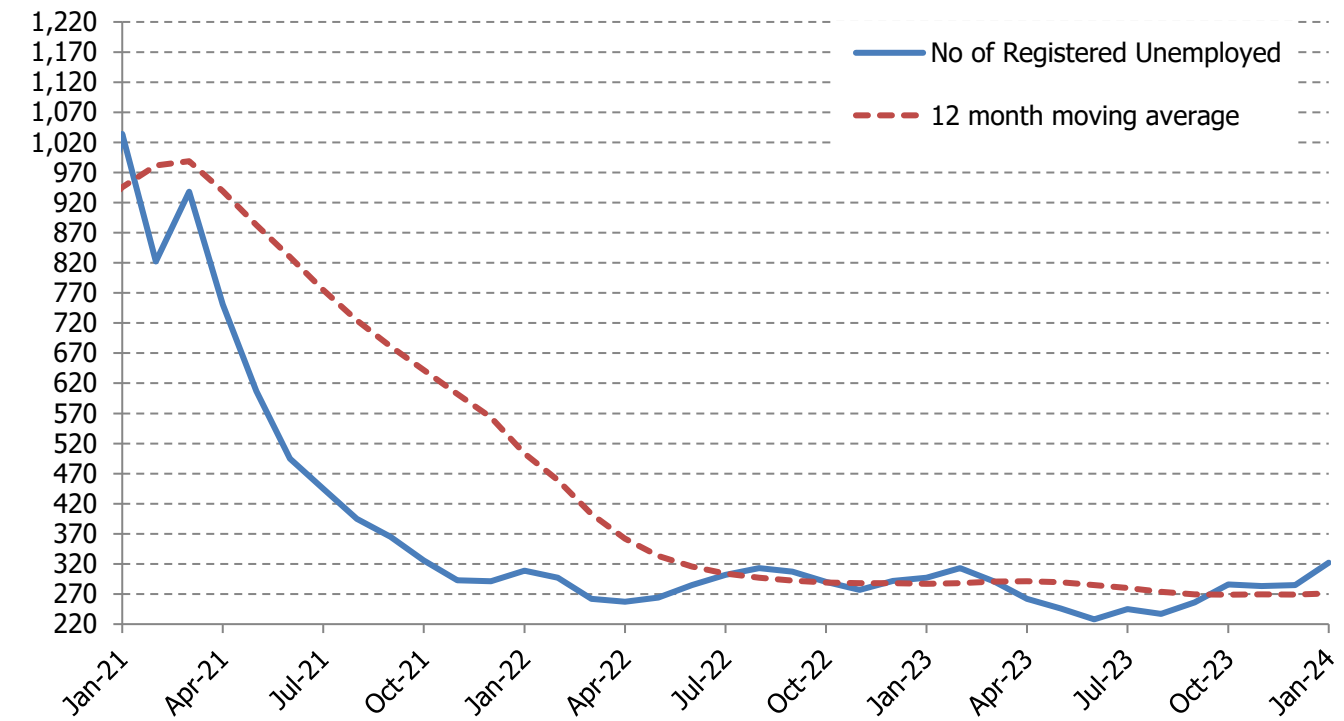
Persons Requiring Work Permits	1	1	0	0	1
Persons under 18	10	11	-1	14	-4
Claimants signing for credits only	11	12	-1	28	-17

Historic Isle of Man Registered Unemployment

	Jan	Feb	Mar	Apr	May	Jun	Jul	Aug	Sep	Oct	Nov	Dec
2000	269	267	242	187	167	192	211	204	203	198	211	206
2001	255	229	192	173	154	157	178	182	149	165	187	211
2002	244	266	224	198	183	184	202	195	189	195	219	235
2003	263	284	293	249	236	273	332	369	301	329	334	327
2004	386	416	376	363	364	315	351	390	378	423	452	487
2005	543	552	542	561	556	517	582	569	577	563	589	591
2006	622	646	615	563	545	544	602	600	571	604	568	577
2007	586	616	552	624	569	594	614	633	593	611	562	571
2008	627	596	532	543	550	519	591	595	605	667	641	721
2009	926	980	947	925	915	922	967	981	901	888	885	878
2010	1,029	970	924	867	792	794	822	771	748	753	735	795
2011	856	867	891	843	806	846	890	830	890	910	971	979
2012	1,100	1,043	1,031	1,037	956	992	1,017	992	1,014	1,065	1,014	1,020
2013	1,176	1,181	1,208	1,108	1,072	1,056	1,055	1,028	1,022	1,064	1,117	1,159
2014	1,182	1,146	1,061	986	890	918	934	904	859	866	864	882
2015	973	930	865	834	768	768	790	776	765	774	786	861
2016	873	828	794	711	663	636	620	596	592	552	573	579
2017	601	574	507	462	440	407	420	393	338	336	319	335
2018	361	373	399	407	330	313	321	336	331	325	330	354
2019	368	371	349	314	305	302	334	337	320	332	337	376
2020	404	389	850	1,347	1,283	1,133	1,100	1,000	885	797	770	756
2021	1,034	822	938	751	607	495	445	395	365	326	293	291
2022	309	297	262	257	264	285	302	313	307	290	277	292
2023	297	313	291	262	246	228	245	237	256	286	283	285
2024	322											

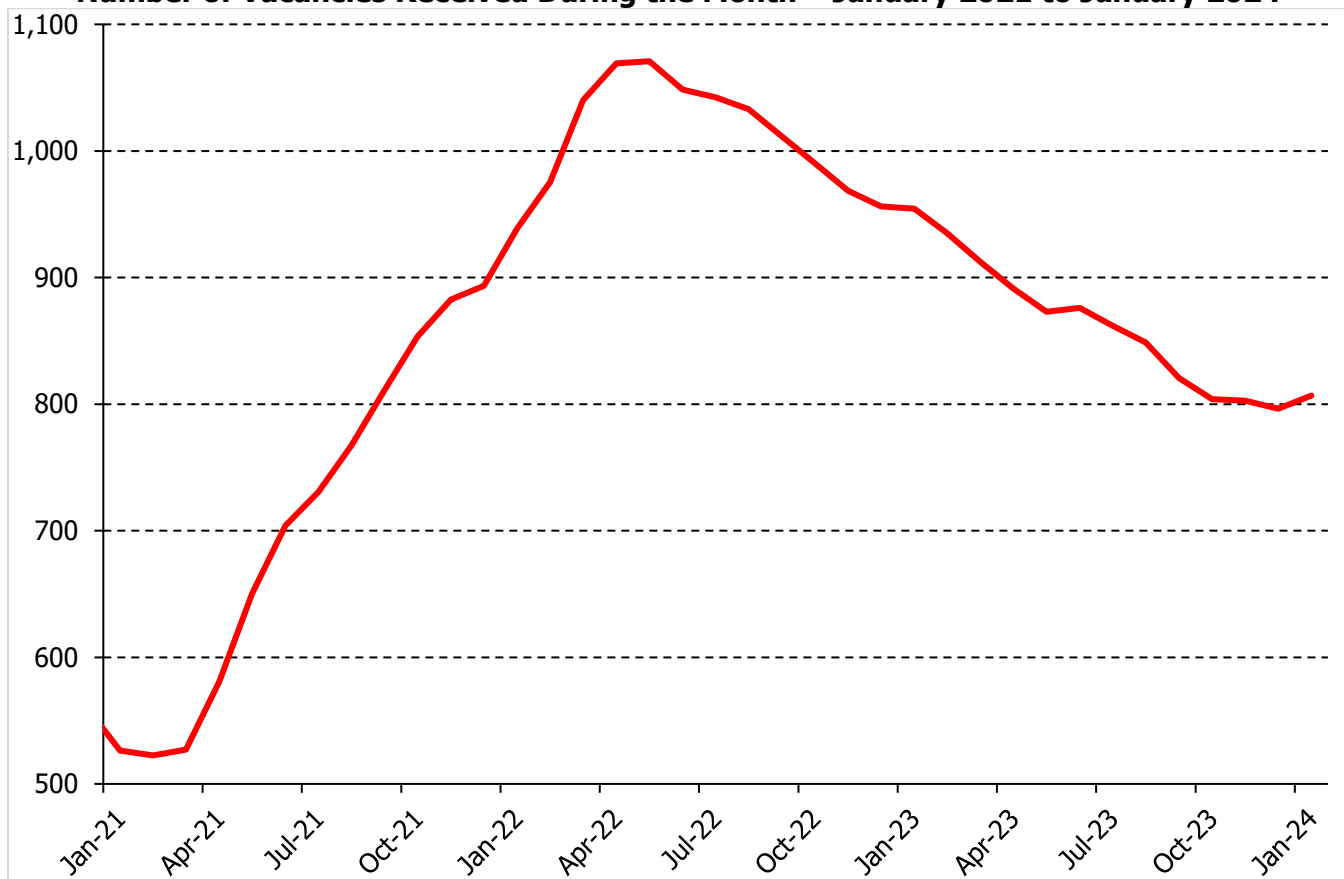
Source: Social Security, Treasury

Number of Registered Unemployed – January 2021 to January 2024



Source: Social Security, Treasury

Number of Vacancies Received During the Month – January 2021 to January 2024



Note: 12 month moving average

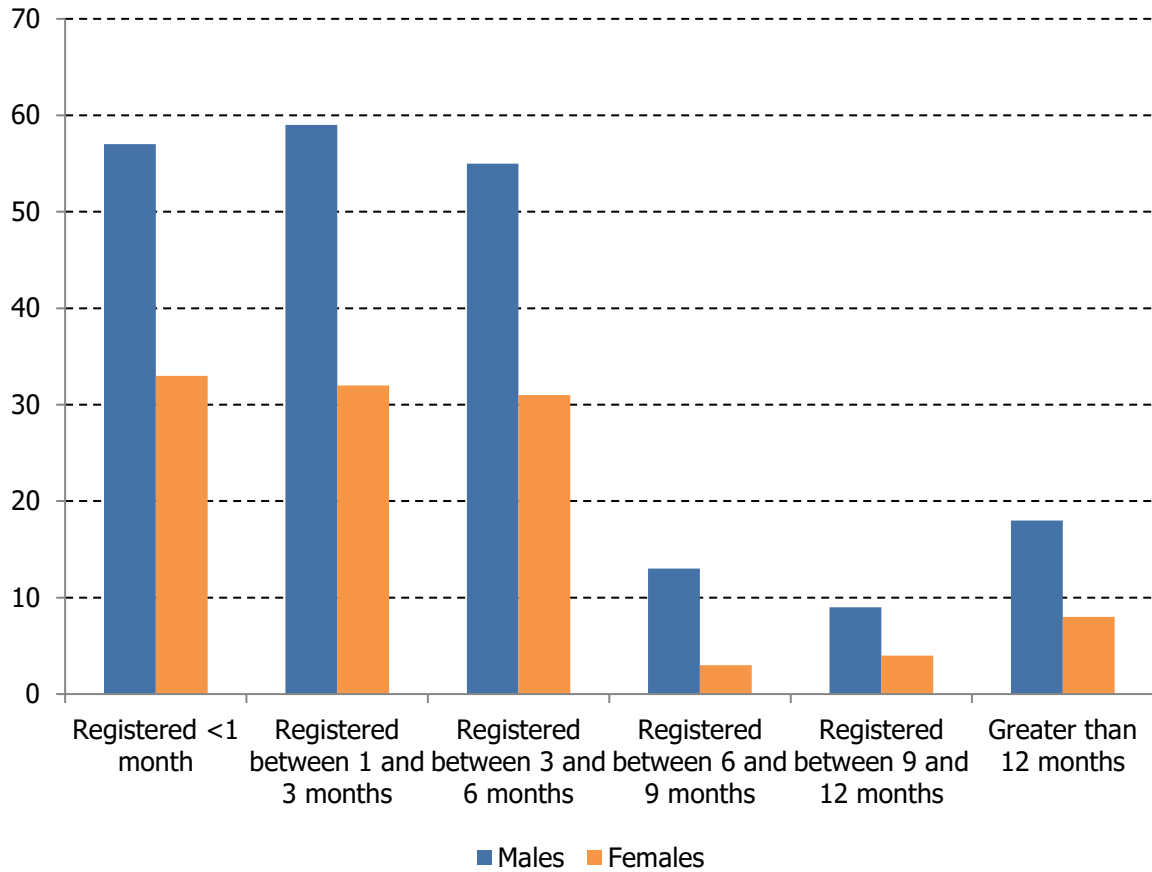
Source: Job Centre, Social Security, Treasury

Unemployment and Vacancies by Industrial Sector

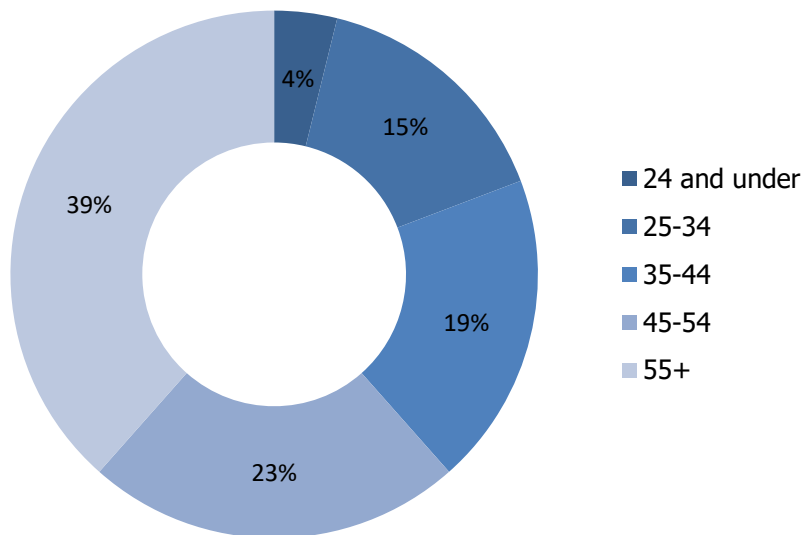
Industrial Sector	Unemployed Persons			Vacancies Remaining Jan 24
	Jan 24	Dec 23	Jan 23	
Accountancy and Legal Services	1	1	1	30
Agriculture Forestry & Fishing	4	2	4	6
Banking	9	8	7	17
Construction - Unskilled	18	13	9	13
Construction-Skilled	18	12	15	27
Education / Teaching	8	10	2	10
E-Gaming	10	10	2	7
Film Production	0	0	0	0
Information Communication Technology	4	5	6	25
Insurance	0	1	2	11
Manufacturing	11	11	9	16
Medical & Health Services	15	10	14	147
Miscellaneous Services	26	23	21	34
Other Business Services	31	25	21	114
Other Catering & Entertainment	27	30	36	87
Other Financial Institutions	1	2	7	19
Other Professional or Technical Services	0	1	3	1
Property Owning & Managing	1	1	0	0
Public Administration	14	12	12	50
Retail Distribution	39	36	26	182
Tourist Accommodation	17	12	10	106
Transport & Communication	3	3	8	10
Utilities	0	0	0	3
Wholesale Distribution	0	0	3	1
Leaving From Or Arriving On Island	6	7	12	n/a
Other Benefits, Training Centre, Prison	22	20	39	n/a
School Leavers Students etc.	16	12	14	n/a
Not identified	21	18	14	n/a
Total	322	285	297	916

Sources: Job Centre, Social Security, Treasury

Unemployment by duration and gender



Long Term Unemployed by Age



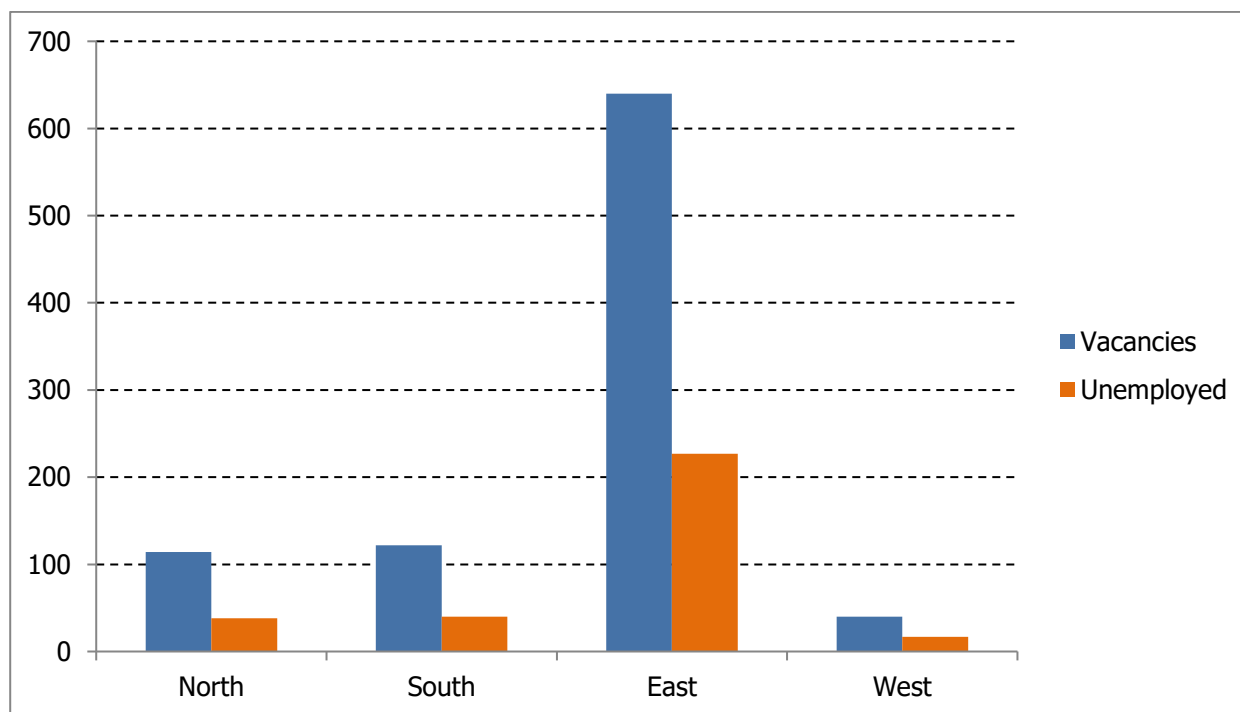
Note: Long term unemployed refers to those who have been unemployed for 12 months or longer. For January 2024, 26 persons are classed as long term unemployed.

Unemployment by Duration and Age of Claimant

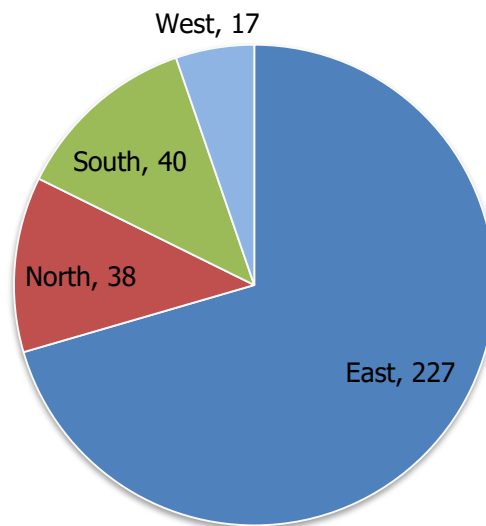
	Under 20	20 - 29	30 - 39	40 - 49	50 - 59	60 and Over	Total
Less than 1 month	10	23	22	17	9	9	90
1 month and up to 3 months	8	22	15	22	12	12	91
3 months and up to 6 months	15	27	9	16	13	6	86
6 months and up to 1 year	2	11	4	4	5	3	29
1 year and up to 2 years	0	2	5	5	2	5	19
2 years and up to 4 years	0	0	1	1	2	0	4
4 years and over	0	0	0	0	1	2	3
Total	35	85	56	65	44	37	322

Source: Job Centre, Social Security, Treasury

Vacancies per Region by Unemployment per Region

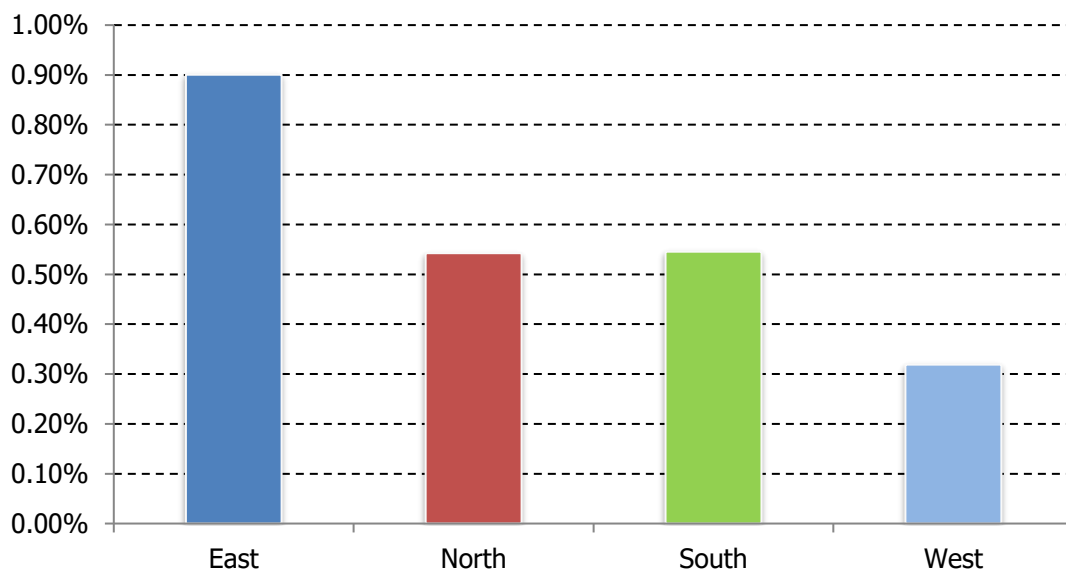


Unemployed Persons by Region



Regional Unemployment Rates

Source: Social Security, Treasury



Note: The regional unemployment rates are the number of unemployed in each region as a proportion of the economically active in that region, as determined by the 2021 Census.

East	North	South	West
Douglas	Ramsey	Castletown	Peel
Laxey	Andreas	Port Erin	German
Onchan	Ballaugh	Port St Mary	Michael
Braddan	Bride	Arbory	Patrick
Lonan	Jurby	Malew	
Marown	Lezayre	Rushen	
Santon	Maughold		

ISLE OF MAN LABOUR MARKET METHODOLOGY AND CONTACTS



METHODOLOGICAL NOTES

Registered unemployment is measured as a claimant count of those persons registered for Job Seekers Allowance (JSA). There is no legal requirement to register to receive Job Seekers Allowance.

International Labour Organisation (ILO) definition

There are two common measures of unemployment: the claimant count (as detailed above), and that used by the ILO. The ILO measure includes not only those who are registered as unemployed (such as claiming JSA) but also those who are not registered but may still be looking for work.

Historically, the Island has only published the ILO definition of unemployment when census results have been made available. This report uses analysis of the ILO unemployment rate and the claimant count rate to generate an estimate of number of individuals that may be unemployed and actively seeking work but not registered as doing so.

In February 2022, the economically active population used in the calculation of the unemployment rate was updated to 44,875 to bring in line with the 2021 Isle of Man Census. The previous figure, based on the 2016 Census, was 42,777.

Additional information may be supplied on request.

CONTACT DETAILS

For further information please contact : Statistics Isle of Man, Nivison House, 31 Prospect Hill, Douglas, IM1 1ET Email: statistics@gov.im Telephone: (+44) 01624 685742

Statistics Isle of Man
Nivison House
31 Prospect Hill
Douglas
Isle of Man
IM1 1ET

Email: **Statistics@gov.im**

www.gov.im/