


Reporting of Continuously Monitored Emissions to Air for NO_x, Emission Point Secondary for November, 2023



97th Percentile = n/a
No. of valid averages = 0

Day	1	2	3	4	5	6	7	8	9	10	11	12	13	14	15	16	17	18	19	20	21	22	23	24	25	26	27	28	29	30
30 min ELV	400	400	400	400	400	400	400	400	400	400	400	400	400	400	400	400	400	400	400	400	400	400	400	400	400	400	400	400	400	400
Max.	Off	Off	Off	Off	Off	Off	Off	Off	Off	Off	Off	Off	Off	Off	Off	Off	Off	Off	Off	Off	Off	Off	Off	Off	Off	Off	Off	Off	Off	Off
Mean	Off	Off	Off	Off	Off	Off	Off	Off	Off	Off	Off	Off	Off	Off	Off	Off	Off	Off	Off	Off	Off	Off	Off	Off	Off	Off	Off	Off	Off	Off
Min.	Off	Off	Off	Off	Off	Off	Off	Off	Off	Off	Off	Off	Off	Off	Off	Off	Off	Off	Off	Off	Off	Off	Off	Off	Off	Off	Off	Off	Off	Off
No invalid	0	0	0	0	0	0	0	0	0	0	0	0	0	0	0	0	0	0	0	0	0	0	0	0	0	0	0	0	0	0
No > ELV	0	0	0	0	0	0	0	0	0	0	0	0	0	0	0	0	0	0	0	0	0	0	0	0	0	0	0	0	0	0
Daily ELV	200	200	200	200	200	200	200	200	200	200	200	200	200	200	200	200	200	200	200	200	200	200	200	200	200	200	200	200	200	200
Daily Mean	Off	Off	Off	Off	Off	Off	Off	Off	Off	Off	Off	Off	Off	Off	Off	Off	Off	Off	Off	Off	Off	Off	Off	Off	Off	Off	Off	Off	Off	Off
Invalid day	N	N	N	N	N	N	N	N	N	N	N	N	N	N	N	N	N	N	N	N	N	N	N	N	N	N	N	N	N	N
> ELV	N	N	N	N	N	N	N	N	N	N	N	N	N	N	N	N	N	N	N	N	N	N	N	N	N	N	N	N	N	N
Report day	N	N	N	N	N	N	N	N	N	N	N	N	N	N	N	N	N	N	N	N	N	N	N	N	N	N	N	N	N	N

Month summary	
30 min ELV	0.0
Monthly max.	Nan
Monthly mean	-
Monthly min.	0
Total invalid	0
Sum > ELV	0
Daily ELV	-
Monthly max	0
No. invalid days	0
No. > ELV	0
No. report days	0




Data is as processed without repairs.

Signature _____
 authorised to sign on behalf of the company
Date 4/12/23

Reporting of Continuously Monitored Emissions to Air for CO, Emission Point Secondary for November, 2023

Key	
	Daily average ELV
	95%ile ELV
	95%ile 10 min average
	Max. 10 min average
	Min. 10min average
	Daily mean



Month summary	
10 minute data	0.0
Monthly max.	Nan
Monthly mean	-
Monthly min.	0
Total invalid	0
Sum > ELV	0
Daily ELV	
Monthly max	-
No. invalid days	0
No. > ELV	0
No. report days	0



Data is as processed without repairs.

Signature

authorised to sign on behalf of the company

Date

4/12/23

Reporting of Continuously Monitored Emissions to Air for SO₂, Emission Point Secondary for November, 2023

Key	
---	Daily average ELV
---	30 min. average ELV
---	Mean 30 min. average
---	Max. 30 min average
---	Min. 30 min average
---	Daily mean

97th Percentile = n/a
 No. of valid averages = 0

Day	1	2	3	4	5	6	7	8	9	10	11	12	13	14	15	16	17	18	19	20	21	22	23	24	25	26	27	28	29	30
30 min ELV	200	200	200	200	200	200	200	200	200	200	200	200	200	200	200	200	200	200	200	200	200	200	200	200	200	200	200	200	200	200
Daily ELV	Off	Off	Off	Off	Off	Off	Off	Off	Off	Off	Off	Off	Off	Off	Off	Off	Off	Off	Off	Off	Off	Off	Off	Off	Off	Off	Off	Off	Off	Off
Max.	Off	Off	Off	Off	Off	Off	Off	Off	Off	Off	Off	Off	Off	Off	Off	Off	Off	Off	Off	Off	Off	Off	Off	Off	Off	Off	Off	Off	Off	Off
Mean	Off	Off	Off	Off	Off	Off	Off	Off	Off	Off	Off	Off	Off	Off	Off	Off	Off	Off	Off	Off	Off	Off	Off	Off	Off	Off	Off	Off	Off	Off
Min.	Off	Off	Off	Off	Off	Off	Off	Off	Off	Off	Off	Off	Off	Off	Off	Off	Off	Off	Off	Off	Off	Off	Off	Off	Off	Off	Off	Off	Off	Off
No invalid	0	0	0	0	0	0	0	0	0	0	0	0	0	0	0	0	0	0	0	0	0	0	0	0	0	0	0	0	0	0
No > ELV	0	0	0	0	0	0	0	0	0	0	0	0	0	0	0	0	0	0	0	0	0	0	0	0	0	0	0	0	0	0
Daily ELV	50	50	50	50	50	50	50	50	50	50	50	50	50	50	50	50	50	50	50	50	50	50	50	50	50	50	50	50	50	50
Daily Mean	Off	Off	Off	Off	Off	Off	Off	Off	Off	Off	Off	Off	Off	Off	Off	Off	Off	Off	Off	Off	Off	Off	Off	Off	Off	Off	Off	Off	Off	Off
Invalid day	N	N	N	N	N	N	N	N	N	N	N	N	N	N	N	N	N	N	N	N	N	N	N	N	N	N	N	N	N	N
No. > ELV	N	N	N	N	N	N	N	N	N	N	N	N	N	N	N	N	N	N	N	N	N	N	N	N	N	N	N	N	N	N
Report day	N	N	N	N	N	N	N	N	N	N	N	N	N	N	N	N	N	N	N	N	N	N	N	N	N	N	N	N	N	N

Month summary	
30 min ELV	0.0
Monthly max.	Nan
Monthly mean	-
Monthly min.	0
Total invalid	0
Sum > ELV	0
Daily ELV	-
Monthly max	0
No. invalid days	0
No. > ELV	0
No. report days	0



Data is as processed without repairs.

Signature

RRE
 authorised to sign on behalf of the company

Date

4/12/23

Sita, IoM

Reporting of Continuously Monitored Emissions to Air for HCl, Emission Point Secondary for November, 2023

Key	
	Daily average ELV
	30 min. average ELV
	Mean 30 min. average
	Max. 30 min average
	Min. 30 min average
	Daily mean

97th Percentile = n/a
No. of valid averages = 0

Day	1	2	3	4	5	6	7	8	9	10	11	12	13	14	15	16	17	18	19	20	21	22	23	24	25	26	27	28	29	30
30 min ELV	60	60	60	60	60	60	60	60	60	60	60	60	60	60	60	60	60	60	60	60	60	60	60	60	60	60	60	60	60	60
Daily ELV	Off	Off	Off	Off	Off	Off	Off	Off	Off	Off	Off	Off	Off	Off	Off	Off	Off	Off	Off	Off	Off	Off	Off	Off	Off	Off	Off	Off	Off	Off
Max.	Off	Off	Off	Off	Off	Off	Off	Off	Off	Off	Off	Off	Off	Off	Off	Off	Off	Off	Off	Off	Off	Off	Off	Off	Off	Off	Off	Off	Off	Off
Mean	Off	Off	Off	Off	Off	Off	Off	Off	Off	Off	Off	Off	Off	Off	Off	Off	Off	Off	Off	Off	Off	Off	Off	Off	Off	Off	Off	Off	Off	Off
Min.	Off	Off	Off	Off	Off	Off	Off	Off	Off	Off	Off	Off	Off	Off	Off	Off	Off	Off	Off	Off	Off	Off	Off	Off	Off	Off	Off	Off	Off	Off
No invalid	0	0	0	0	0	0	0	0	0	0	0	0	0	0	0	0	0	0	0	0	0	0	0	0	0	0	0	0	0	0
No > ELV	0	0	0	0	0	0	0	0	0	0	0	0	0	0	0	0	0	0	0	0	0	0	0	0	0	0	0	0	0	0
Daily ELV	10	10	10	10	10	10	10	10	10	10	10	10	10	10	10	10	10	10	10	10	10	10	10	10	10	10	10	10	10	10
Daily Mean	Off	Off	Off	Off	Off	Off	Off	Off	Off	Off	Off	Off	Off	Off	Off	Off	Off	Off	Off	Off	Off	Off	Off	Off	Off	Off	Off	Off	Off	Off
No. invalid days	N	N	N	N	N	N	N	N	N	N	N	N	N	N	N	N	N	N	N	N	N	N	N	N	N	N	N	N	N	N
No. > ELV	N	N	N	N	N	N	N	N	N	N	N	N	N	N	N	N	N	N	N	N	N	N	N	N	N	N	N	N	N	N
No. report days	N	N	N	N	N	N	N	N	N	N	N	N	N	N	N	N	N	N	N	N	N	N	N	N	N	N	N	N	N	N

Month summary	
30 min ELV	0.0
Monthly max.	Nan
Monthly mean	-
Monthly min.	0
Total invalid	0
Sum > ELV	0
Daily ELV	-
Monthly max	0
No. invalid days	0
No. > ELV	0
No. report days	0



Data is as processed without repairs.

Signature

authorised to sign on behalf of the company

Date

4/12/23

Sita, IoM

Reporting of Continuously Monitored Emissions to Air for NH₃, Emission Point Secondary for November, 2023

<p>Key</p> <p>--- Daily average ELV</p> <p>— Daily mean</p>	<p>97th Percentile = n/a</p> <p>No. of valid averages = 0</p>
--	---

Daily ELV	Day																														
	1	2	3	4	5	6	7	8	9	10	11	12	13	14	15	16	17	18	19	20	21	22	23	24	25	26	27	28	29	30	
30 min ELV	Off	Off	Off	Off	Off	Off	Off	Off	Off	Off	Off	Off	Off	Off	Off	Off	Off	Off	Off	Off	Off	Off	Off	Off	Off	Off	Off	Off	Off	Off	Off
Max.	Off	Off	Off	Off	Off	Off	Off	Off	Off	Off	Off	Off	Off	Off	Off	Off	Off	Off	Off	Off	Off	Off	Off	Off	Off	Off	Off	Off	Off	Off	Off
Mean	Off	Off	Off	Off	Off	Off	Off	Off	Off	Off	Off	Off	Off	Off	Off	Off	Off	Off	Off	Off	Off	Off	Off	Off	Off	Off	Off	Off	Off	Off	Off
Min.	Off	Off	Off	Off	Off	Off	Off	Off	Off	Off	Off	Off	Off	Off	Off	Off	Off	Off	Off	Off	Off	Off	Off	Off	Off	Off	Off	Off	Off	Off	Off
No invalid	0	0	0	0	0	0	0	0	0	0	0	0	0	0	0	0	0	0	0	0	0	0	0	0	0	0	0	0	0	0	0
No > ELV	0	0	0	0	0	0	0	0	0	0	0	0	0	0	0	0	0	0	0	0	0	0	0	0	0	0	0	0	0	0	0
Daily ELV	10	10	10	10	10	10	10	10	10	10	10	10	10	10	10	10	10	10	10	10	10	10	10	10	10	10	10	10	10	10	10
Daily Mean	Off	Off	Off	Off	Off	Off	Off	Off	Off	Off	Off	Off	Off	Off	Off	Off	Off	Off	Off	Off	Off	Off	Off	Off	Off	Off	Off	Off	Off	Off	Off
No. invalid days	N	N	N	N	N	N	N	N	N	N	N	N	N	N	N	N	N	N	N	N	N	N	N	N	N	N	N	N	N	N	N
No. > ELV	N	N	N	N	N	N	N	N	N	N	N	N	N	N	N	N	N	N	N	N	N	N	N	N	N	N	N	N	N	N	N
Report day	N	N	N	N	N	N	N	N	N	N	N	N	N	N	N	N	N	N	N	N	N	N	N	N	N	N	N	N	N	N	N

Month summary	
30 min ELV	0.0
Monthly max.	Nan
Monthly mean	-
Monthly min.	0
Total invalid	0
Sum > ELV	0
Daily ELV	
Monthly max	-
No. invalid days	0
No. > ELV	0
No. report days	0



Data is as processed without repairs.







Signature

[Signature]
authorised to sign on behalf of the company

Date 4/12/23

Sita, IoM

Reporting of Continuously Monitored Emissions to Air for TOC, Emission Point Secondary for November, 2023

Key	
	Daily average ELV
	30 min. average ELV
	Mean 30 min. average
	Max. 30 min average
	Min. 30 min average
	Daily mean


97th Percentile = n/a
 No. of valid averages = 0

Day	1	2	3	4	5	6	7	8	9	10	11	12	13	14	15	16	17	18	19	20	21	22	23	24	25	26	27	28	29	30
30 min ELV	20	20	20	20	20	20	20	20	20	20	20	20	20	20	20	20	20	20	20	20	20	20	20	20	20	20	20	20	20	20
Daily ELV	Off	Off	Off	Off	Off	Off	Off	Off	Off	Off	Off	Off	Off	Off	Off	Off	Off	Off	Off	Off	Off	Off	Off	Off	Off	Off	Off	Off	Off	
Max.	Off	Off	Off	Off	Off	Off	Off	Off	Off	Off	Off	Off	Off	Off	Off	Off	Off	Off	Off	Off	Off	Off	Off	Off	Off	Off	Off	Off	Off	
Mean	Off	Off	Off	Off	Off	Off	Off	Off	Off	Off	Off	Off	Off	Off	Off	Off	Off	Off	Off	Off	Off	Off	Off	Off	Off	Off	Off	Off	Off	
Min.	Off	Off	Off	Off	Off	Off	Off	Off	Off	Off	Off	Off	Off	Off	Off	Off	Off	Off	Off	Off	Off	Off	Off	Off	Off	Off	Off	Off	Off	
No invalid	0	0	0	0	0	0	0	0	0	0	0	0	0	0	0	0	0	0	0	0	0	0	0	0	0	0	0	0	0	
No > ELV	0	0	0	0	0	0	0	0	0	0	0	0	0	0	0	0	0	0	0	0	0	0	0	0	0	0	0	0	0	
Daily ELV	10	10	10	10	10	10	10	10	10	10	10	10	10	10	10	10	10	10	10	10	10	10	10	10	10	10	10	10	10	
Daily Mean	Off	Off	Off	Off	Off	Off	Off	Off	Off	Off	Off	Off	Off	Off	Off	Off	Off	Off	Off	Off	Off	Off	Off	Off	Off	Off	Off	Off	Off	
No. invalid days	N	N	N	N	N	N	N	N	N	N	N	N	N	N	N	N	N	N	N	N	N	N	N	N	N	N	N	N	N	
No. > ELV	N	N	N	N	N	N	N	N	N	N	N	N	N	N	N	N	N	N	N	N	N	N	N	N	N	N	N	N	N	
No. report days	N	N	N	N	N	N	N	N	N	N	N	N	N	N	N	N	N	N	N	N	N	N	N	N	N	N	N	N	N	

Month summary	
30 min ELV	0.0
Monthly max.	Nan
Monthly mean	-
Monthly min.	0
Total invalid	0
Sum > ELV	0
Daily ELV	-
Monthly max	0
No. invalid days	0
No. > ELV	0
No. report days	0



Data is as processed without repairs.


Signature  authorised to sign on behalf of the company

Date 4/12/23

Reporting of Continuously Monitored Emissions to Air for Dust, Emission Point Secondary for November, 2023

Key	
	Daily average ELV
	30 min. average ELV
	Mean 30 min. average
	Max. 30 min average
	Min. 30 min average
	Daily mean

97th Percentile = n/a
 No. of valid averages = 0



Month summary	
30 min ELV	0.0
Monthly max.	Nan
Monthly mean	-
Monthly min.	0
Total invalid	0
Sum > ELV	0
Daily ELV	-
Monthly max	0
No. invalid days	0
No. > ELV	0
No. report days	0



Data is as processed without repairs.

Signature authorised to sign on behalf of the company
 Date 4/12/23