
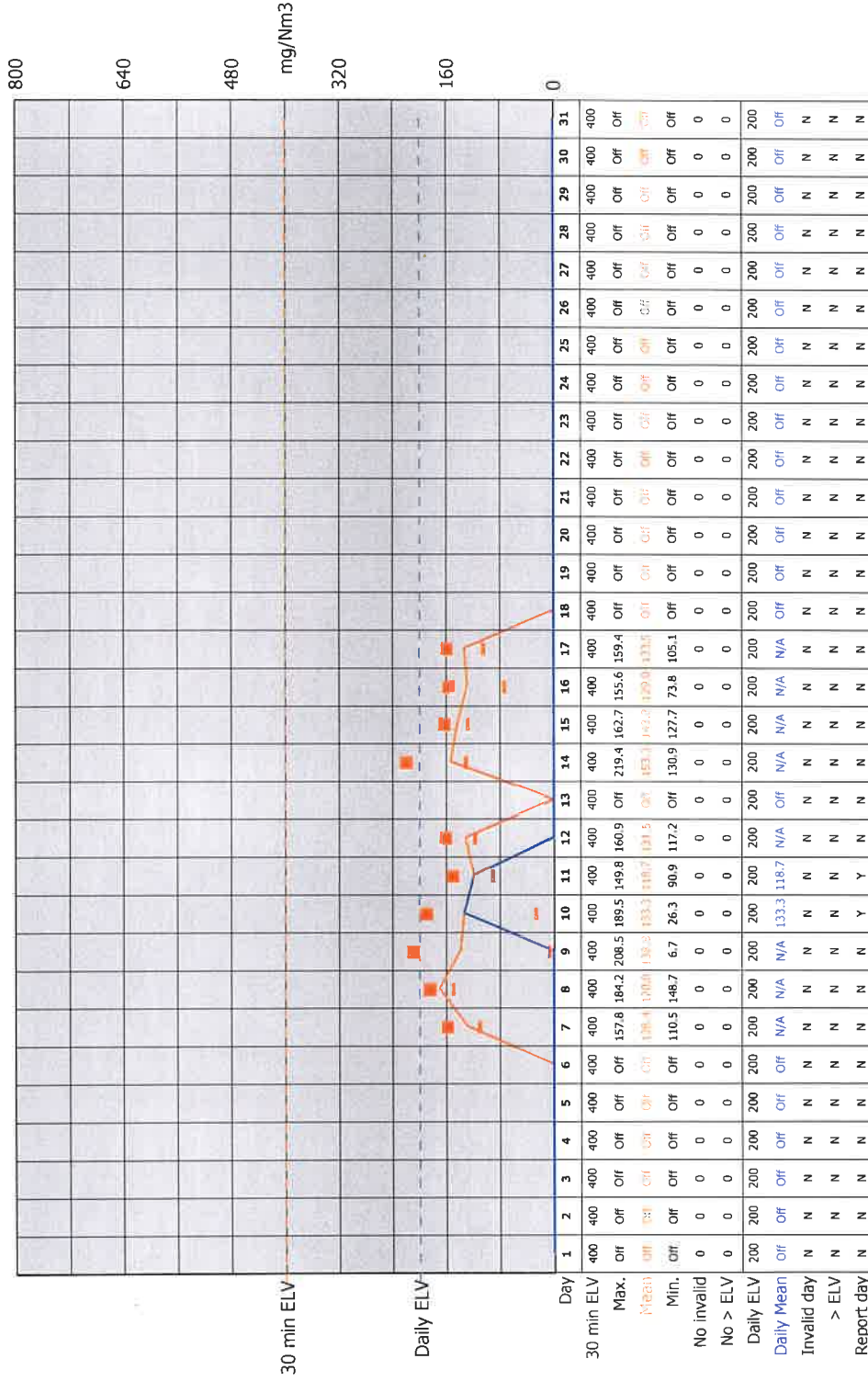


Reporting of Continuously Monitored Emissions to Air for NO_x, Emission Point Secondary for August, 2023



97th Percentile = 184.1
 No. of valid averages = 258



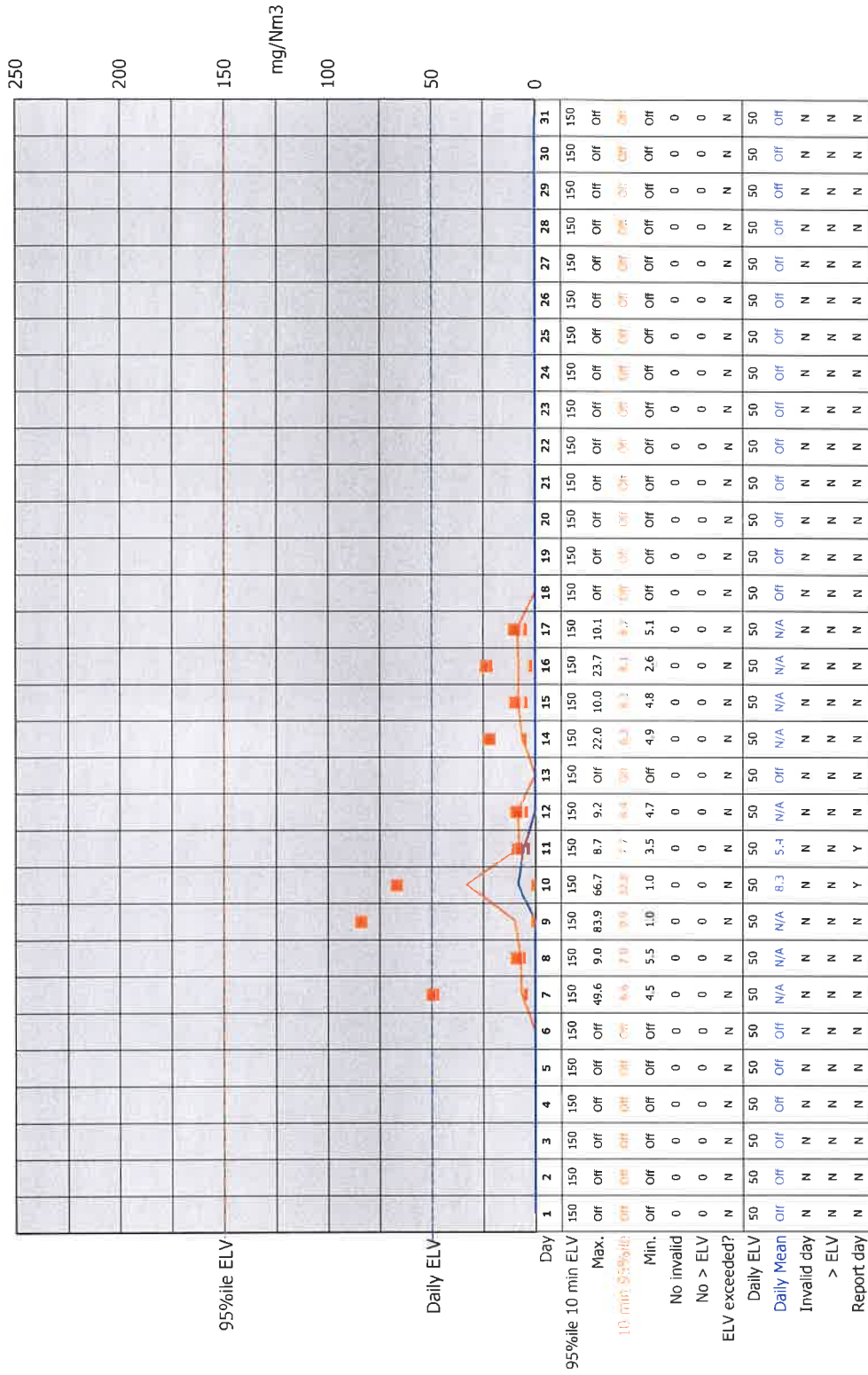
Month summary	
30 min ELV	219.4
Monthly max.	219.4
Monthly mean	133.1
Monthly min.	6.7
Total invalid	0
Sum > ELV	0
Daily ELV	
Monthly max	133.3
No. invalid days	0
No. > ELV	0
No. report days	2

authorised to sign on behalf of the company

Signature

Date 18/9/23

Reporting of Continuously Monitored Emissions to Air for CO, Emission Point Secondary for August, 2023




Key	
	Daily average ELV
	95%ile ELV
	95%ile 10 min average
	Max. 10 min average
	Min. 10min average
	Daily mean

Month summary	
<i>10 minute data</i>	
Monthly max.	83.9
Monthly mean	6.9
Monthly min.	1.0
Total invalid	0
Sum > ELV	0
Daily ELV	
Monthly max	8.3
No. invalid days	0
No. > ELV	0
No. report days	2

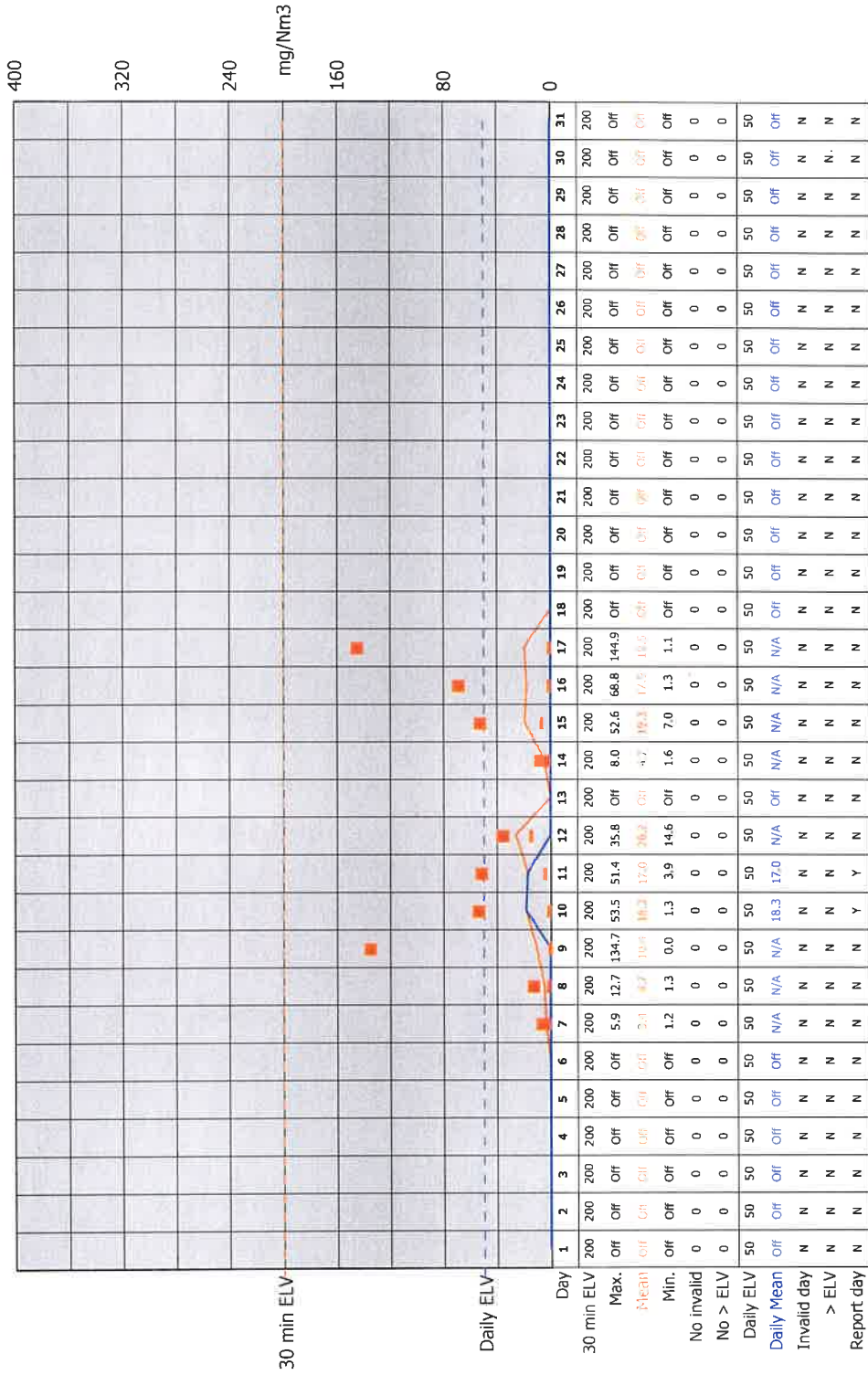
This report contains repaired data, see additional sheet.

Signature RLK
 authorised to sign on behalf of the company
 Date 18/9/23

Reporting of Continuously Monitored Emissions to Air for SO₂, Emission Point Secondary for August, 2023



97th Percentile = 51.4
No. of valid averages = 258



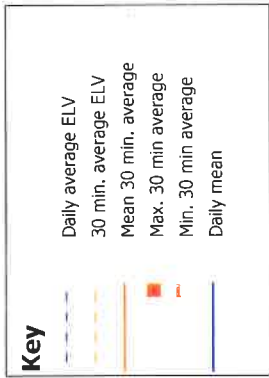
Month summary	
30 min ELV	
Monthly max.	144.9
Monthly mean	17.1
Monthly min.	0.0
Total invalid	0
Sum > ELV	0
Daily ELV	
Monthly max	18.3
No. invalid days	0
No. > ELV	0
No. report days	2

This report contains repaired data, see additional sheet.

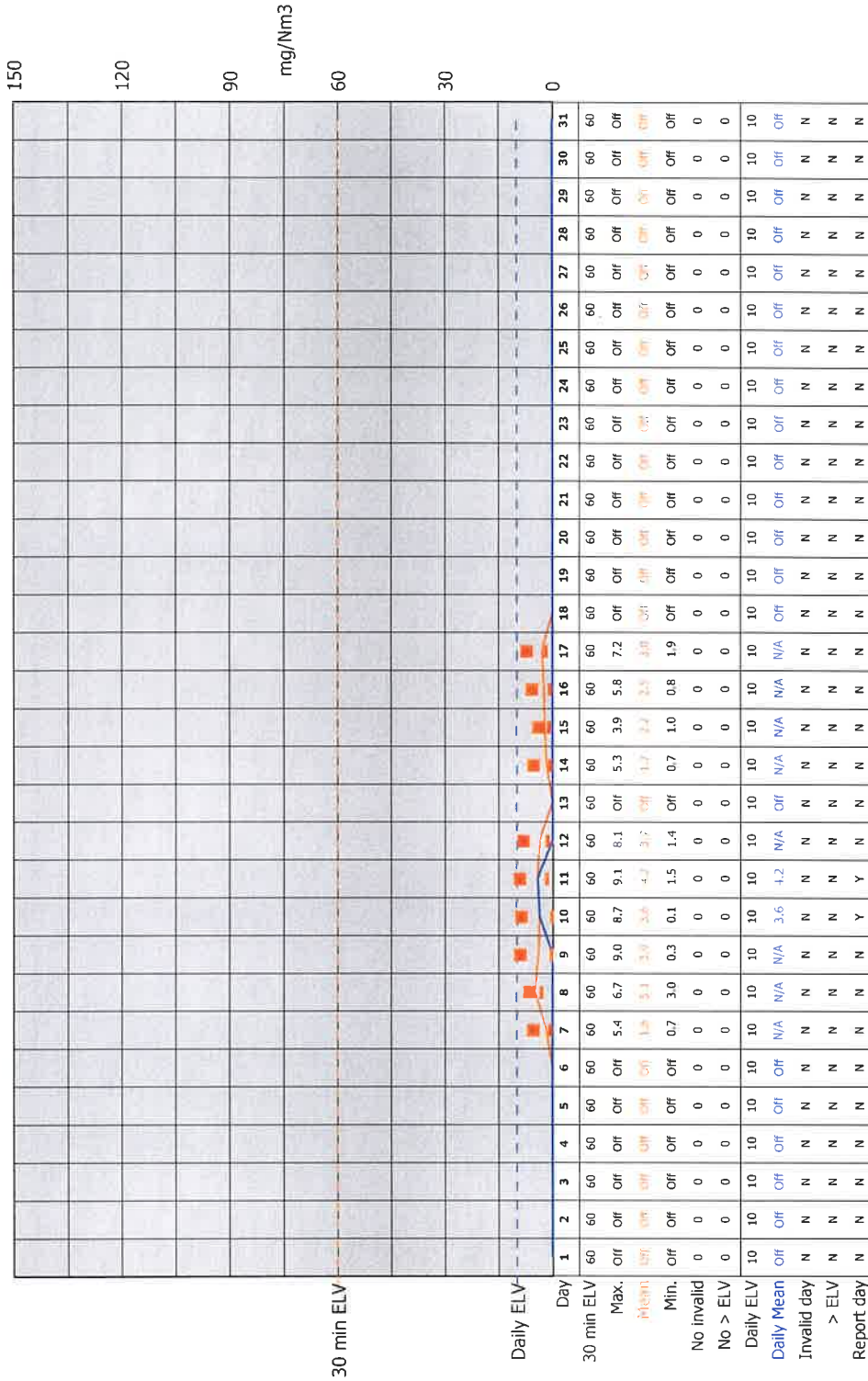
Signature _____
 authorised to sign on behalf of the company
 Date 18/9/23



Reporting of Continuously Monitored Emissions to Air for HCl, Emission Point Secondary for August, 2023



97th Percentile = 8.1
No. of valid averages = 258



Month summary	
30 min ELV	9.1
Monthly max.	3.4
Monthly mean	0.1
Monthly min.	0
Total invalid	0
Sum > ELV	0
Daily ELV	4.2
Monthly max	0
No. invalid days	0
No. > ELV	0
No. report days	2

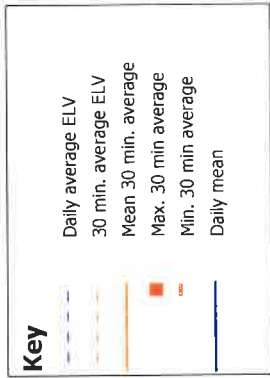
This report contains repaired data, see additional sheet.

Signature

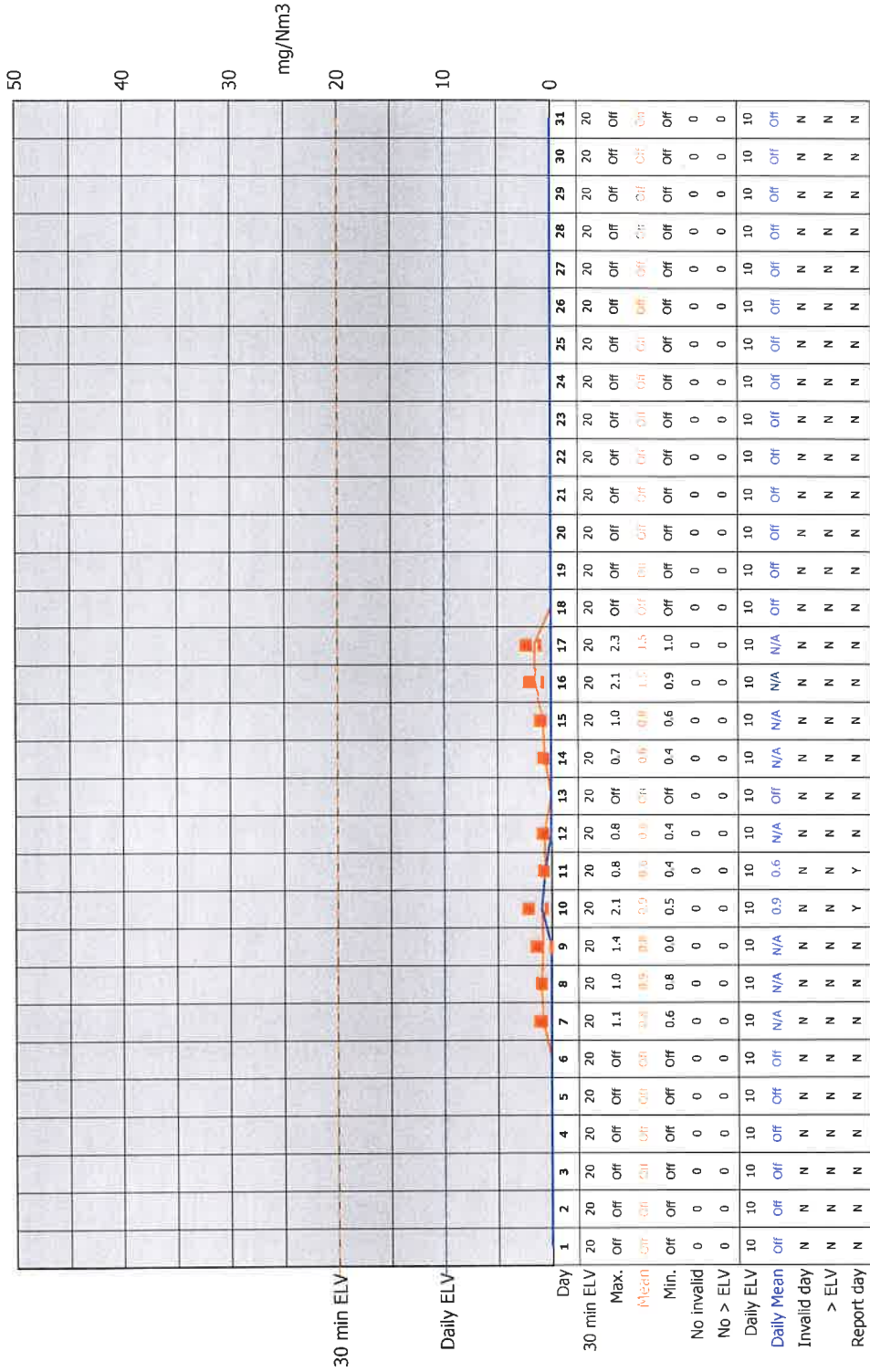
[Signature]
authorised to sign on behalf of the company

Date 18/9/23

Reporting of Continuously Monitored Emissions to Air for TOC, Emission Point Secondary for August, 2023



97th Percentile = 1.8
No. of valid averages = 259



Month summary	
30 min ELV	
Monthly max.	2.3
Monthly mean	0.9
Monthly min.	0.0
Total invalid	0
Sum > ELV	0
Daily ELV	
Monthly max	0.9
No. invalid days	0
No. > ELV	0
No. report days	2




This report contains repaired data, see additional sheet.

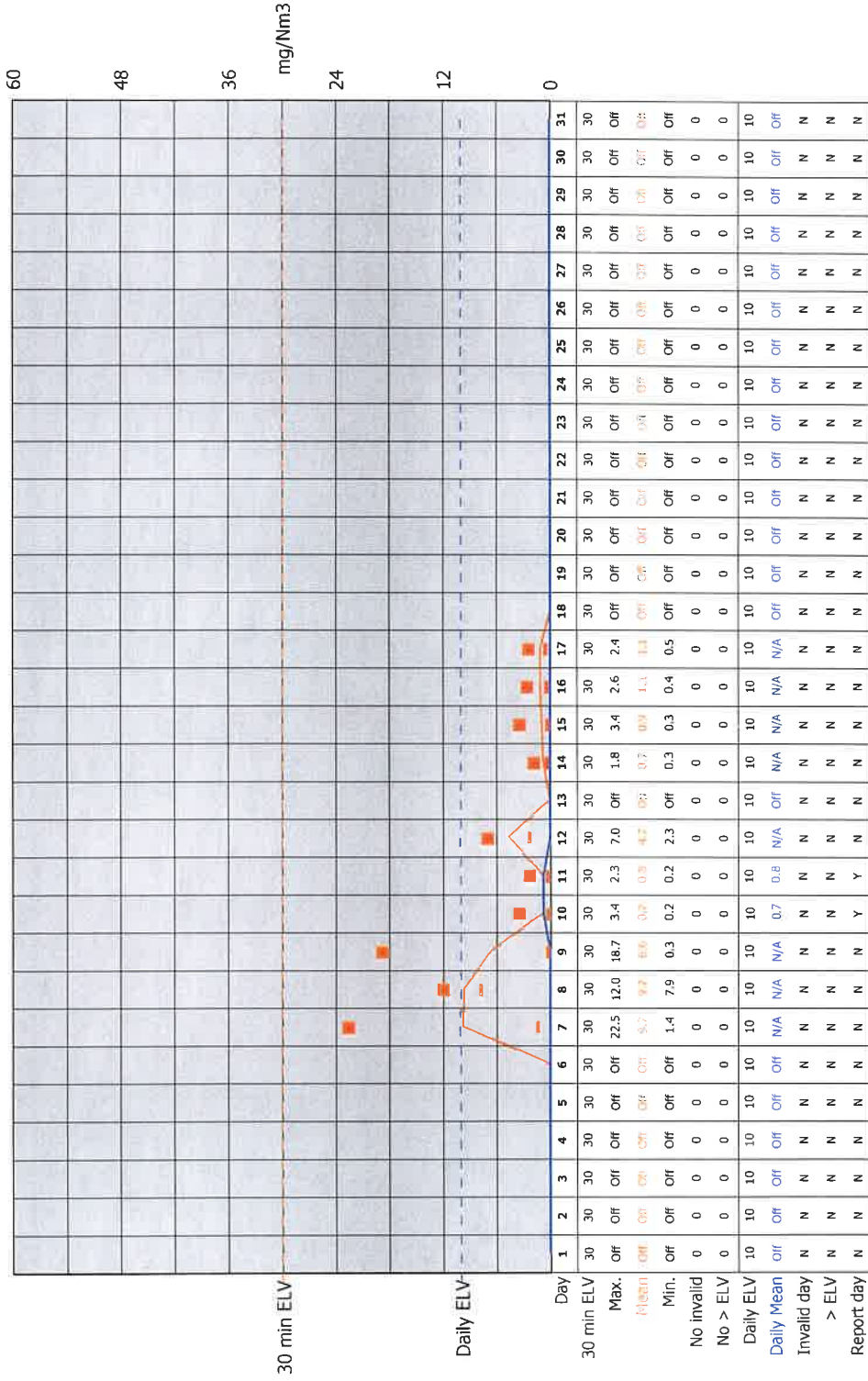
Signature: [Signature]
 authorised to sign on behalf of the company
 Date: 18/9/23

Sita, IoM

Reporting of Continuously Monitored Emissions to Air for Dust, Emission Point Secondary for August, 2023



97th Percentile = 12.7
No. of valid averages = 266



Month summary	
30 min ELV	
Monthly max.	22.5
Monthly mean	2.6
Monthly min.	0.2
Total invalid	0
Sum > ELV	0
Daily ELV	
Monthly max	0.8
No. invalid days	0
No. > ELV	0
No. report days	2



This report contains repaired data, see additional sheet.

Signature

RKS
authorised to sign on behalf of the company

Date 18/9/23