



## Reporting of Continuously Monitored Emissions to Air for NO<sub>x</sub>, Emission Point Secondary for February, 2023



97th Percentile = 130.7  
 No. of valid averages = 208



Month summary	
30 min ELV	
Monthly max.	139.6
Monthly mean	98.9
Monthly min.	64.6
Total invalid	0
Sum > ELV	0
Daily ELV	
Monthly max	104.2
No. invalid days	0
No. > ELV	0
No. report days	3



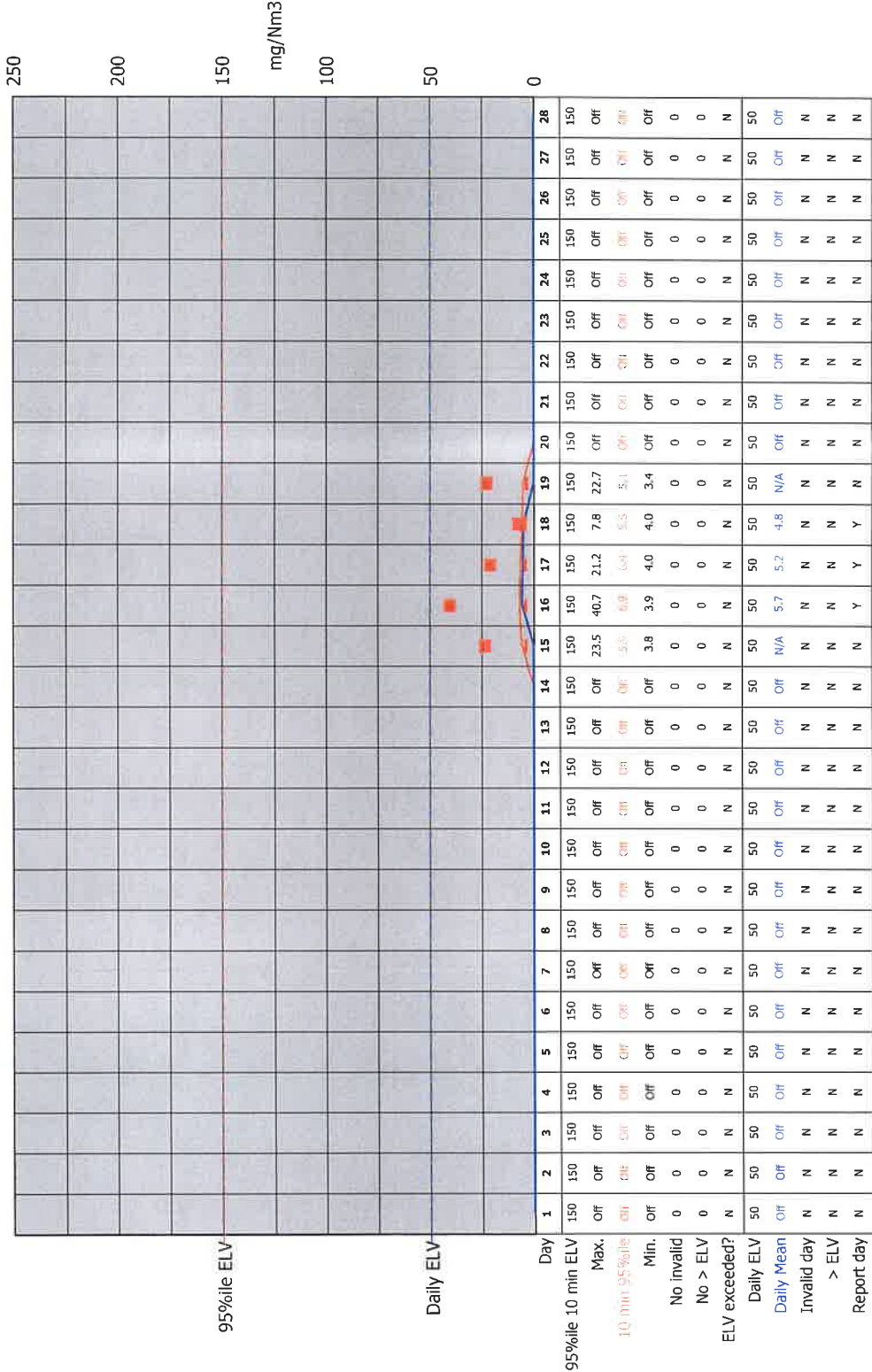
Data is as processed without repairs.

*[Signature]*

authorised to sign on behalf of the company

Date 10/3/23

## Reporting of Continuously Monitored Emissions to Air for CO, Emission Point Secondary for February, 2023



Key	
	Daily average ELV
	95%ile ELV
	95%ile 10 min average
	Max. 10 min average
	Min. 10 min average
	Daily mean

Month summary	
<b>10 minute data</b>	
Monthly max.	40.7
Monthly mean	5.1
Monthly min.	3.4
Total invalid	0
Sum > ELV	0
<b>Daily ELV</b>	
Monthly max	5.7
No. invalid days	0
No. > ELV	0
No. report days	3



Data is as processed without repairs.

Signature


authorised to sign on behalf of the company

Date

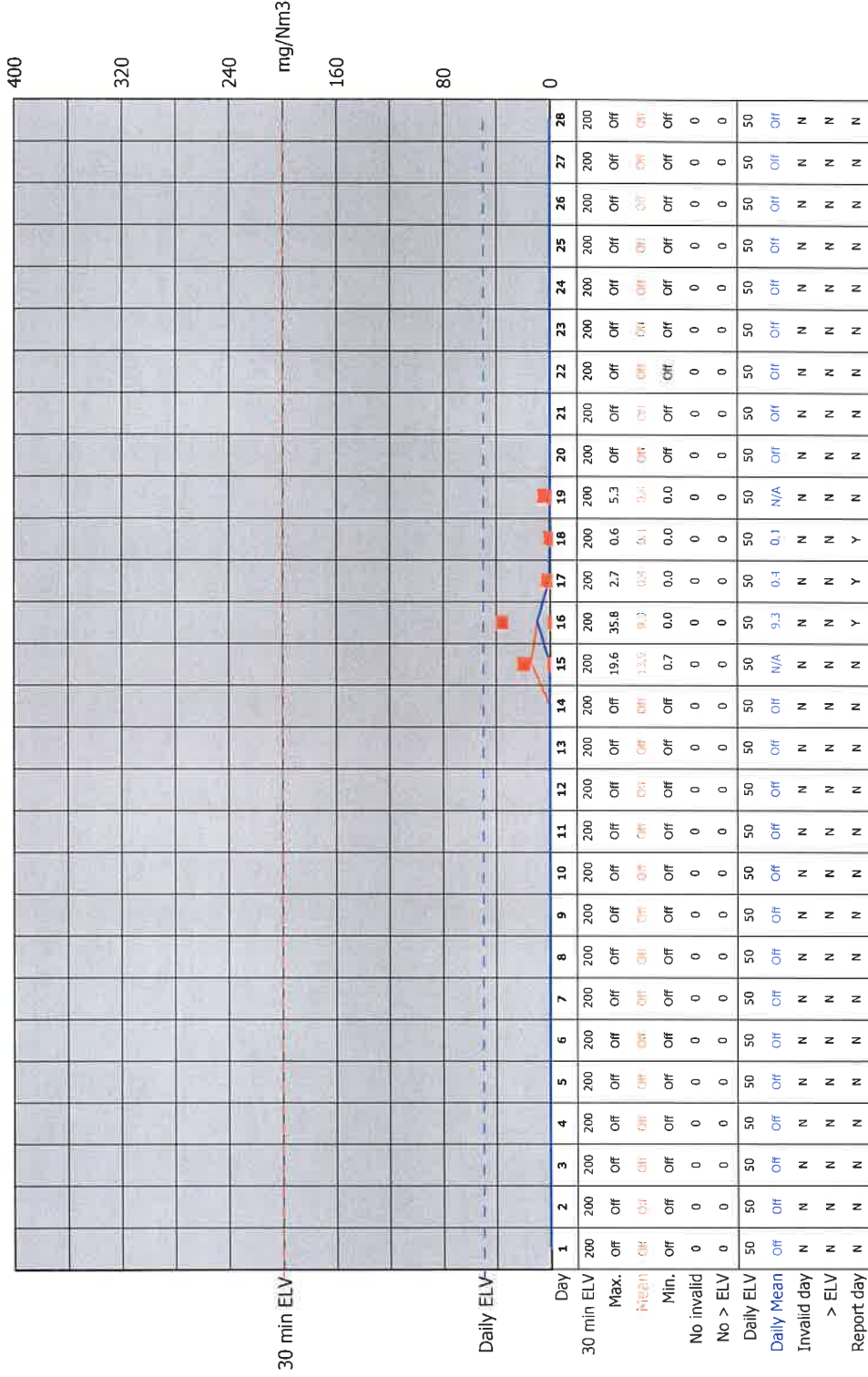
10/3/23

Sita, IoM

## Reporting of Continuously Monitored Emissions to Air for SO<sub>2</sub>, Emission Point Secondary for February, 2023



97th Percentile = 18.2  
No. of valid averages = 208



Month summary	
30 min ELV	18.2
Monthly max.	35.8
Monthly mean	4.7
Monthly min.	0.0
Total invalid	0
Sum > ELV	0
Daily ELV	200
Monthly max	9.3
No. invalid days	0
No. > ELV	0
No. report days	3



Data is as processed without repairs.


Signature

authorised to sign on behalf of the company

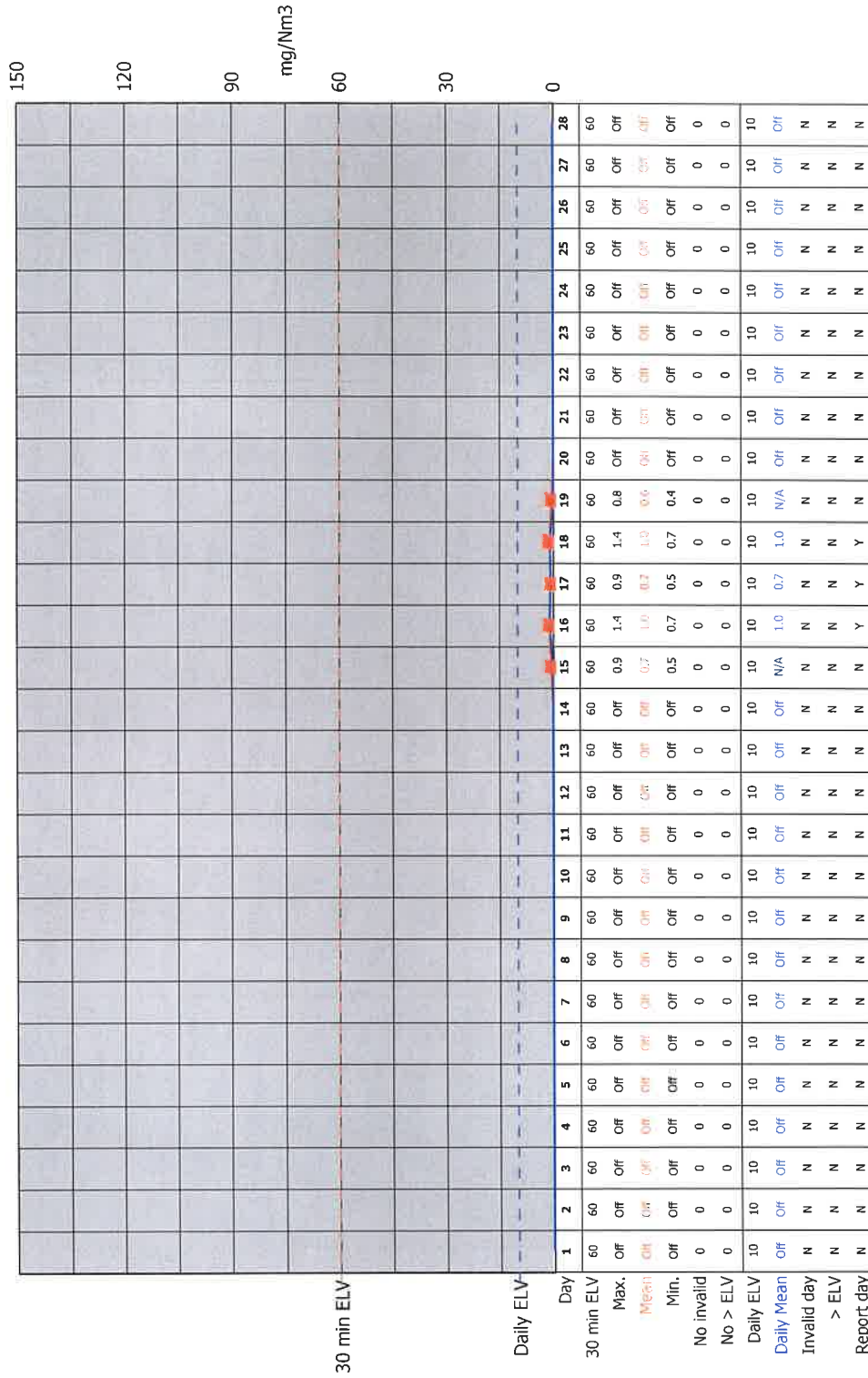
Date

10/3/23

## Reporting of Continuously Monitored Emissions to Air for HCl, Emission Point Secondary for February, 2023




97th Percentile = 1.2  
No. of valid averages = 208



Month summary	
30 min ELV	1.4
Monthly max.	0.8
Monthly mean	0.4
Monthly min.	0
Total invalid	0
Sum > ELV	0
Daily ELV	1.0
Monthly max	0
No. invalid days	0
No. > ELV	0
No. report days	3




Data is as processed without repairs.

  
 authorised to sign on behalf of the company  
 Date 10/3/23

Sita, IoM

## Reporting of Continuously Monitored Emissions to Air for NH<sub>3</sub>, Emission Point Secondary for February, 2023



97th Percentile = 0.2  
No. of valid averages = 208

Daily ELV	Day	30 min ELV	Max.	Mean	Min.	No invalid	No > ELV	Daily ELV	Daily Mean	Invalid day	> ELV	Report day
10	1	Off	Off	Off	Off	0	0	10	Off	N	N	N
10	2	Off	Off	Off	Off	0	0	10	Off	N	N	N
10	3	Off	Off	Off	Off	0	0	10	Off	N	N	N
10	4	Off	Off	Off	Off	0	0	10	Off	N	N	N
10	5	Off	Off	Off	Off	0	0	10	Off	N	N	N
10	6	Off	Off	Off	Off	0	0	10	Off	N	N	N
10	7	Off	Off	Off	Off	0	0	10	Off	N	N	N
10	8	Off	Off	Off	Off	0	0	10	Off	N	N	N
10	9	Off	Off	Off	Off	0	0	10	Off	N	N	N
10	10	Off	Off	Off	Off	0	0	10	Off	N	N	N
10	11	Off	Off	Off	Off	0	0	10	Off	N	N	N
10	12	Off	Off	Off	Off	0	0	10	Off	N	N	N
10	13	Off	Off	Off	Off	0	0	10	Off	N	N	N
10	14	Off	Off	Off	Off	0	0	10	Off	N	N	N
10	15	Off	Off	Off	Off	0	0	10	Off	N	N	N
10	16	Off	Off	Off	Off	0	0	10	Off	N	N	N
10	17	Off	Off	Off	Off	0	0	10	Off	N	N	N
10	18	Off	Off	Off	Off	0	0	10	Off	N	N	N
10	19	Off	Off	Off	Off	0	0	10	Off	N	N	N
10	20	Off	Off	Off	Off	0	0	10	Off	N	N	N
10	21	Off	Off	Off	Off	0	0	10	Off	N	N	N
10	22	Off	Off	Off	Off	0	0	10	Off	N	N	N
10	23	Off	Off	Off	Off	0	0	10	Off	N	N	N
10	24	Off	Off	Off	Off	0	0	10	Off	N	N	N
10	25	Off	Off	Off	Off	0	0	10	Off	N	N	N
10	26	Off	Off	Off	Off	0	0	10	Off	N	N	N
10	27	Off	Off	Off	Off	0	0	10	Off	N	N	N
10	28	Off	Off	Off	Off	0	0	10	Off	N	N	N

Month summary	
30 min ELV	0.3
Monthly max.	0.2
Monthly mean	0.1
Monthly min.	0
Total invalid	0
Sum > ELV	0
Daily ELV	
Monthly max	0.2
No. invalid days	0
No. > ELV	0
No. report days	3



Data is as processed without repairs.

Signature


authorised to sign on behalf of the company

Date 10/3/23



Sita, IoM

## Reporting of Continuously Monitored Emissions to Air for TOC, Emission Point Secondary for February, 2023



97th Percentile = 0.9  
No. of valid averages = 208

Day	1	2	3	4	5	6	7	8	9	10	11	12	13	14	15	16	17	18	19	20	21	22	23	24	25	26	27	28
30 min ELV	20	20	20	20	20	20	20	20	20	20	20	20	20	20	20	20	20	20	20	20	20	20	20	20	20	20	20	20
Daily ELV	Off	Off	Off	Off	Off	Off	Off	Off	Off	Off	Off	Off	Off	Off	Off	Off	Off	Off	Off	Off	Off	Off	Off	Off	Off	Off	Off	Off
Max.	Off	Off	Off	Off	Off	Off	Off	Off	Off	Off	Off	Off	Off	Off	Off	Off	Off	Off	Off	Off	Off	Off	Off	Off	Off	Off	Off	Off
Mean	Off	Off	Off	Off	Off	Off	Off	Off	Off	Off	Off	Off	Off	Off	Off	Off	Off	Off	Off	Off	Off	Off	Off	Off	Off	Off	Off	Off
Min.	Off	Off	Off	Off	Off	Off	Off	Off	Off	Off	Off	Off	Off	Off	Off	Off	Off	Off	Off	Off	Off	Off	Off	Off	Off	Off	Off	Off
No invalid	0	0	0	0	0	0	0	0	0	0	0	0	0	0	0	0	0	0	0	0	0	0	0	0	0	0	0	0
No > ELV	0	0	0	0	0	0	0	0	0	0	0	0	0	0	0	0	0	0	0	0	0	0	0	0	0	0	0	0
Daily ELV	10	10	10	10	10	10	10	10	10	10	10	10	10	10	10	10	10	10	10	10	10	10	10	10	10	10	10	10
Daily Mean	Off	Off	Off	Off	Off	Off	Off	Off	Off	Off	Off	Off	Off	Off	Off	Off	Off	Off	Off	Off	Off	Off	Off	Off	Off	Off	Off	Off
No. invalid days	N	N	N	N	N	N	N	N	N	N	N	N	N	N	N	N	N	N	N	N	N	N	N	N	N	N	N	N
No. > ELV	N	N	N	N	N	N	N	N	N	N	N	N	N	N	N	N	N	N	N	N	N	N	N	N	N	N	N	N
Report day	N	N	N	N	N	N	N	N	N	N	N	N	N	N	N	Y	Y	Y	Y	N	N	N	N	N	N	N	N	N

Month summary	
30 min ELV	1.1
Monthly max.	0.5
Monthly mean	0.4
Monthly min.	0
Total invalid	0
Sum > ELV	0
Daily ELV	0.6
Monthly max	0
No. invalid days	0
No. > ELV	0
No. report days	3



Data is as processed without repairs.

*[Signature]*


Signature

authorised to sign on behalf of the company

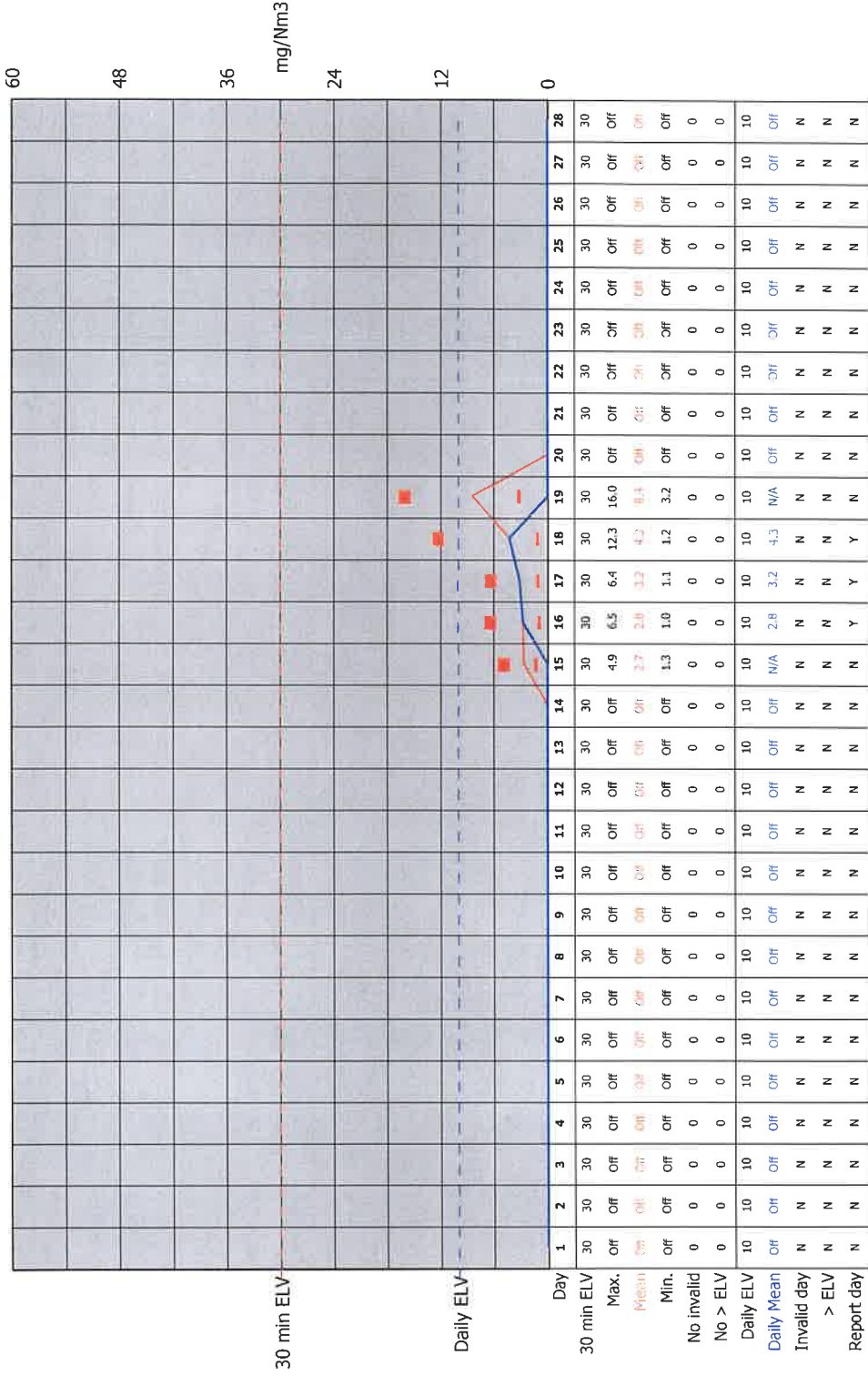
Date

12/3/23

## Reporting of Continuously Monitored Emissions to Air for Dust, Emission Point Secondary for February, 2023



97th Percentile = 11.4  
 No. of valid averages = 208



<b>Month summary</b>	
30 min ELV	
Monthly max.	16.0
Monthly mean	3.9
Monthly min.	1.0
Total invalid	0
Sum > ELV	0
<b>Daily ELV</b>	
Monthly max	4.3
No. invalid days	0
No. > ELV	0
No. report days	3



Data is as processed without repairs.

*[Signature]*

authorised to sign on behalf of the company

Date 10/3/23