





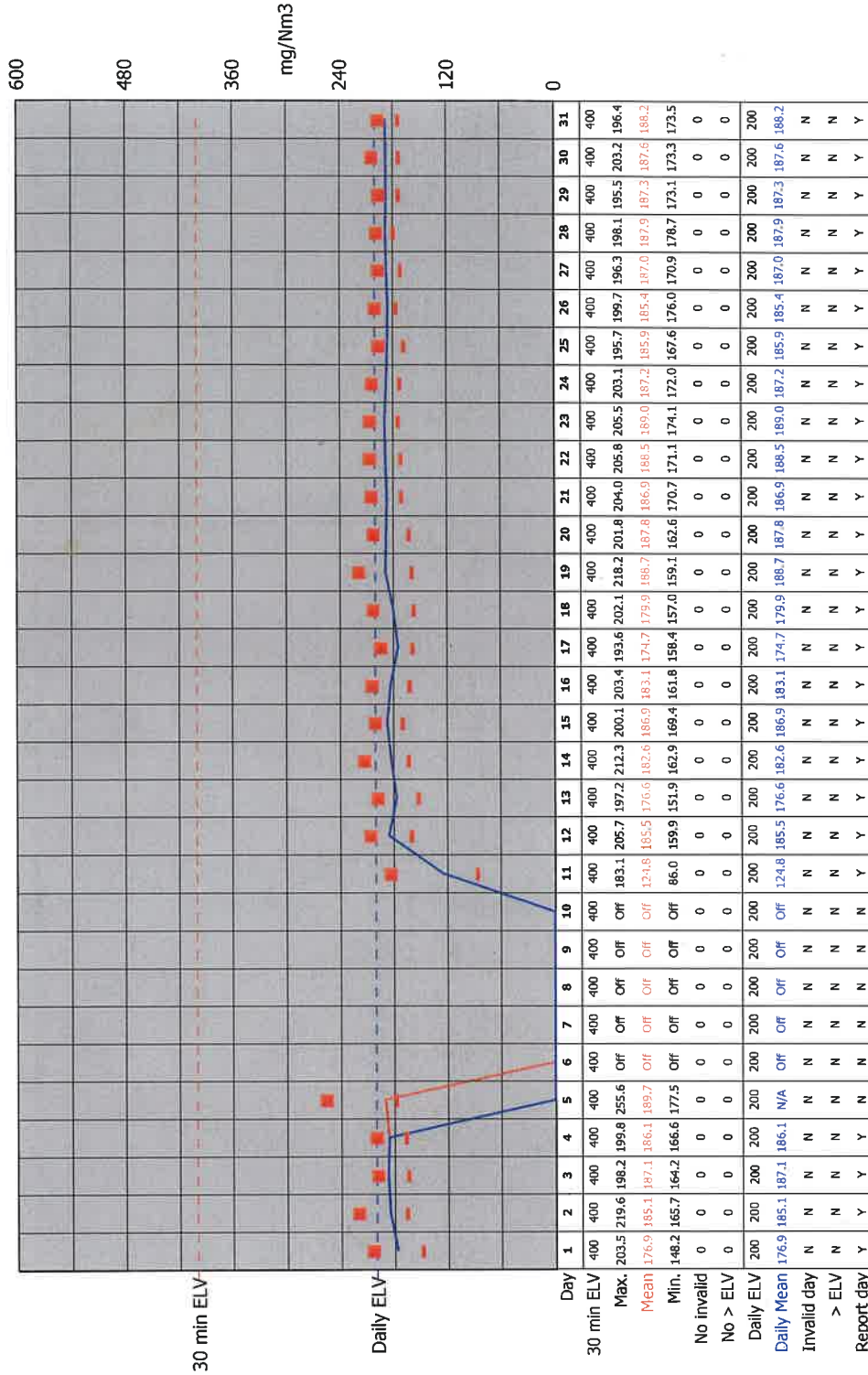


## Reporting of Continuously Monitored Emissions to Air for NO<sub>x</sub>, Emission Point Primary for December, 2023

Key	
	Daily average ELV
	30 min. average ELV
	Mean 30 min. average
	Max. 30 min average
	Min. 30 min average
	Daily mean

97th Percentile = 199.0  
 No. of valid averages = 1228



Month summary	
30 min ELV	
Monthly max.	255.6
Monthly mean	183.0
Monthly min.	86.0
Total invalid	0
Sum > ELV	0
Daily ELV	
Monthly max	189.0
No. invalid days	0
No. > ELV	0
No. report days	25



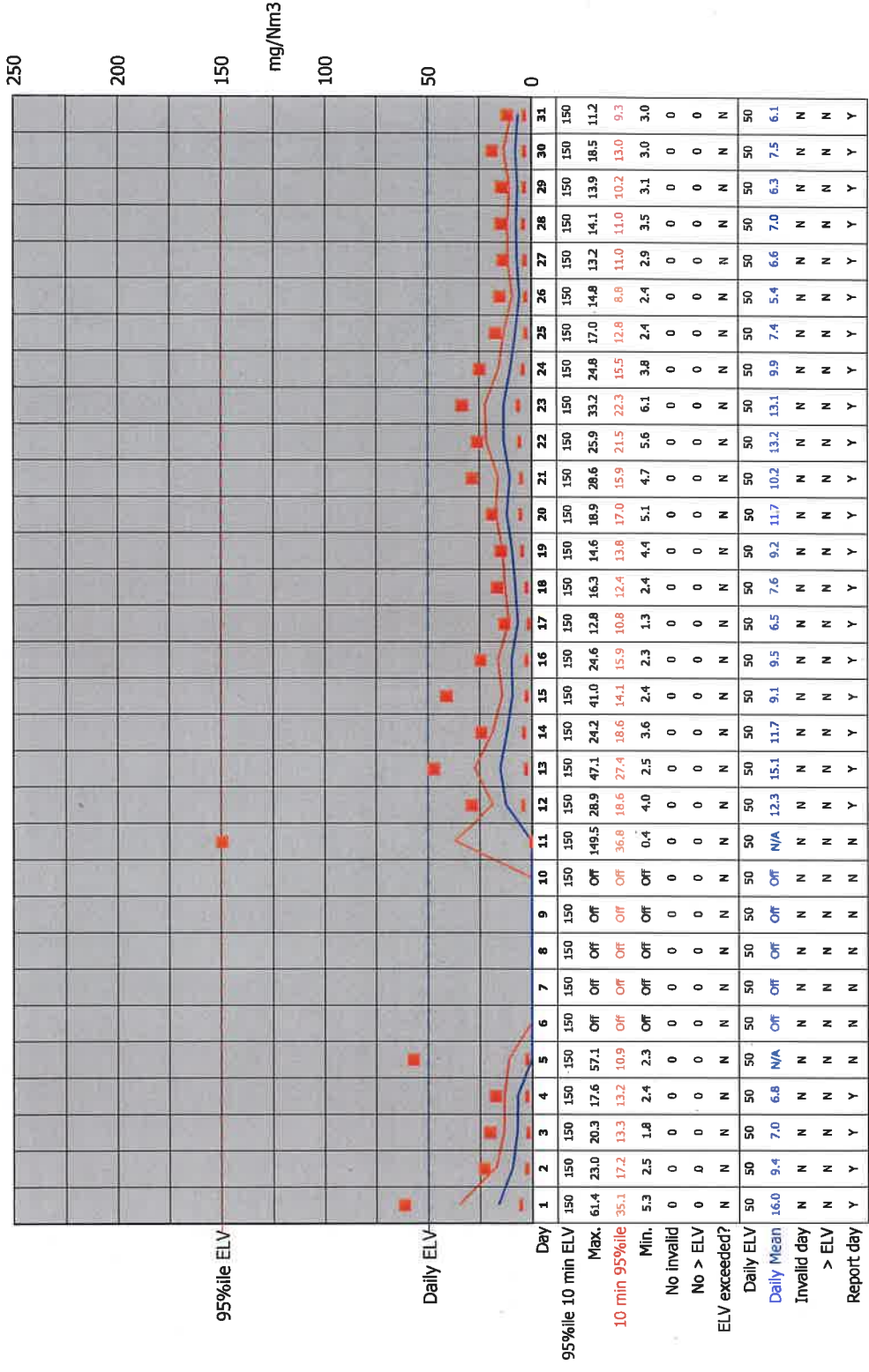
Data is as processed without repairs.

Signature

  
 authorised to sign on behalf of the company

Date 22/1/24

## Reporting of Continuously Monitored Emissions to Air for CO, Emission Point Primary for December, 2023



Key	
- - -	Daily average ELV
- - -	95%ile ELV
—	95%ile 10 min average
—	Max. 10 min average
■	Min. 10min average
—	Daily mean

Month summary	
<b>10 minute data</b>	
Monthly max.	149.5
Monthly mean	9.6
Monthly min.	0.4
Total invalid	0
Sum > ELV	0
<b>Daily ELV</b>	
Monthly max	16.0
No. invalid days	0
No. > ELV	0
No. report days	24

Data is as processed without repairs.


authorised to sign on behalf of the company

Date 22/12/24




Sita, IoM

## Reporting of Continuously Monitored Emissions to Air for SO<sub>2</sub>, Emission Point Primary for December, 2023



97th Percentile = 40.4  
No. of valid averages = 1228



Month summary	
30 min ELV	
Monthly max.	66.5
Monthly mean	22.4
Monthly min.	0.6
Total invalid	0
Sum > ELV	0
Daily ELV	
Monthly max	37.7
No. invalid days	0
No. > ELV	0
No. report days	25


authorised to sign on behalf of the company

Date 22/1/24

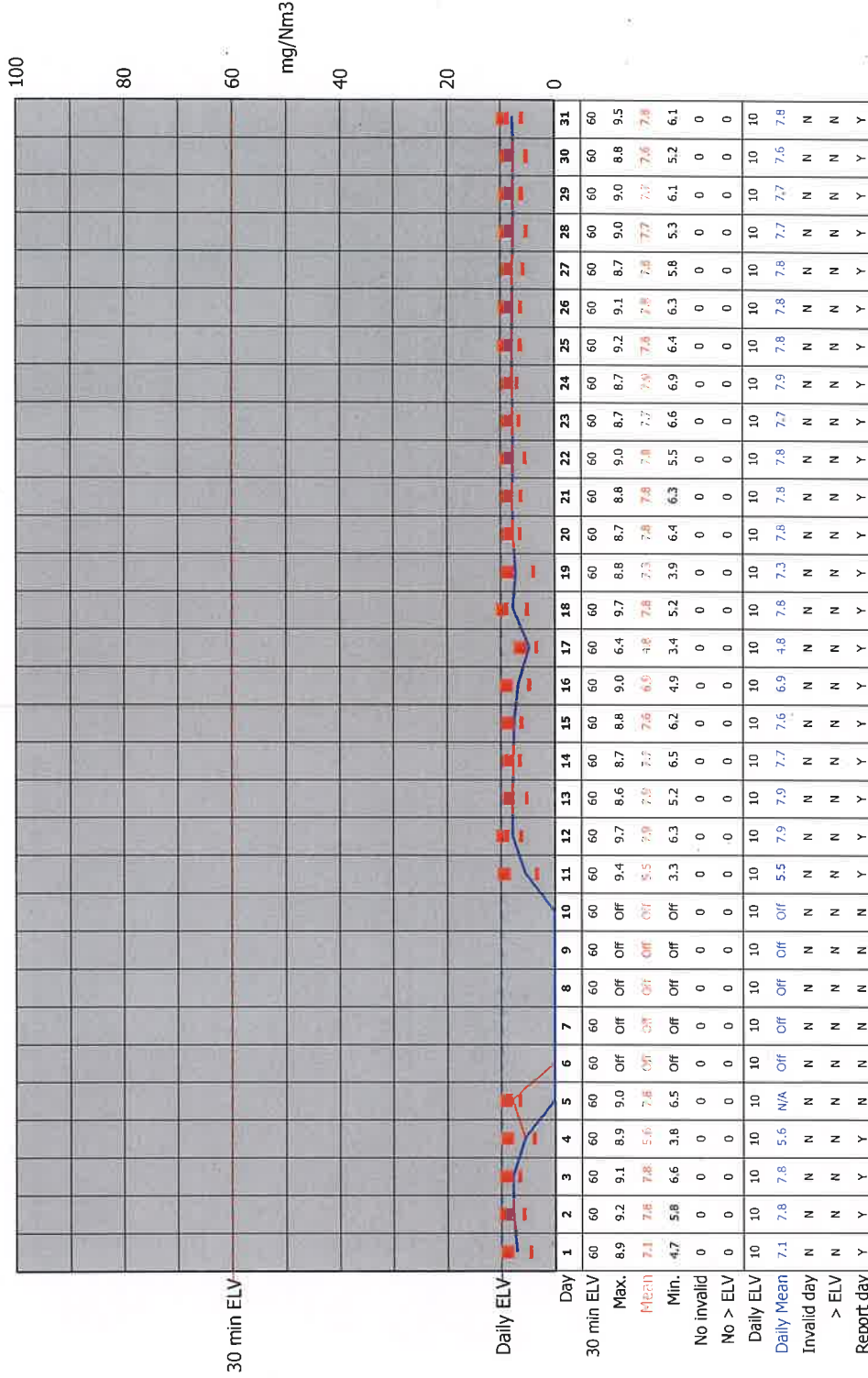
Data is as processed without repairs.



## Reporting of Continuously Monitored Emissions to Air for HCl, Emission Point Primary for December, 2023



97th Percentile = 8.9  
 No. of valid averages = 1228




Month summary	
30 min ELV	
Monthly max.	9.7
Monthly mean	7.4
Monthly min.	3.3
Total invalid	0
Sum > ELV	0
Daily ELV	
Monthly max	7.9
No. invalid days	0
No. > ELV	0
No. report days	25



Data is as processed without repairs.

Signature \_\_\_\_\_  
 authorised to sign on behalf of the company  
 Date 22/11/24


### Reporting of Continuously Monitored Emissions to Air for NH<sub>3</sub>, Emission Point Primary for December, 2023



97th Percentile = 0.3  
 No. of valid averages = 1228

Day	1	2	3	4	5	6	7	8	9	10	11	12	13	14	15	16	17	18	19	20	21	22	23	24	25	26	27	28	29	30	31
Daily ELV	0.4	0.2	0.3	0.4	0.3	0.4	0.3	0.4	0.3	0.4	0.3	0.4	0.3	0.4	0.3	0.4	0.3	0.4	0.3	0.4	0.3	0.4	0.3	0.4	0.3	0.4	0.3	0.4	0.3	0.4	0.3
30 min ELV	0.4	0.2	0.3	0.4	0.3	0.4	0.3	0.4	0.3	0.4	0.3	0.4	0.3	0.4	0.3	0.4	0.3	0.4	0.3	0.4	0.3	0.4	0.3	0.4	0.3	0.4	0.3	0.4	0.3	0.4	0.3
Max.	0.4	0.2	0.3	0.4	0.3	0.4	0.3	0.4	0.3	0.4	0.3	0.4	0.3	0.4	0.3	0.4	0.3	0.4	0.3	0.4	0.3	0.4	0.3	0.4	0.3	0.4	0.3	0.4	0.3	0.4	0.3
Mean	0.2	0.0	0.1	0.1	0.1	0.1	0.1	0.1	0.1	0.1	0.1	0.1	0.1	0.1	0.1	0.1	0.1	0.1	0.1	0.1	0.1	0.1	0.1	0.1	0.1	0.1	0.1	0.1	0.1	0.1	0.1
Min.	0.0	0.0	0.0	0.0	0.0	0.0	0.0	0.0	0.0	0.0	0.0	0.0	0.0	0.0	0.0	0.0	0.0	0.0	0.0	0.0	0.0	0.0	0.0	0.0	0.0	0.0	0.0	0.0	0.0	0.0	0.0
No invalid	0	0	0	0	0	0	0	0	0	0	0	0	0	0	0	0	0	0	0	0	0	0	0	0	0	0	0	0	0	0	0
No > ELV	0	0	0	0	0	0	0	0	0	0	0	0	0	0	0	0	0	0	0	0	0	0	0	0	0	0	0	0	0	0	0
Daily ELV	10	10	10	10	10	10	10	10	10	10	10	10	10	10	10	10	10	10	10	10	10	10	10	10	10	10	10	10	10	10	10
Daily Mean	0.2	0.0	0.1	0.1	N/A	0.1	0.1	0.1	0.1	0.1	0.1	0.1	0.1	0.1	0.1	0.1	0.1	0.1	0.1	0.1	0.1	0.1	0.1	0.1	0.1	0.1	0.1	0.1	0.1	0.1	0.1
No. invalid days	N	N	N	N	N	N	N	N	N	N	N	N	N	N	N	N	N	N	N	N	N	N	N	N	N	N	N	N	N	N	N
No. > ELV	N	N	N	N	N	N	N	N	N	N	N	N	N	N	N	N	N	N	N	N	N	N	N	N	N	N	N	N	N	N	N
No. report days	Y	Y	Y	Y	Y	Y	Y	Y	Y	Y	Y	Y	Y	Y	Y	Y	Y	Y	Y	Y	Y	Y	Y	Y	Y	Y	Y	Y	Y	Y	Y

<b>Month summary</b>	
30 min ELV	
Monthly max.	3.1
Monthly mean	0.1
Monthly min.	0.0
Total invalid	0
Sum > ELV	0
<b>Daily ELV</b>	
Monthly max	0.3
No. invalid days	0
No. > ELV	0
No. report days	25


Signature:   
 authorised to sign on behalf of the company  
 Date: 22/1/24

Data is as processed without repairs.




Sita, IoM

## Reporting of Continuously Monitored Emissions to Air for TOC, Emission Point Primary for December, 2023



97th Percentile = 1.1  
No. of valid averages = 1228



Month summary	
30 min ELV	0
Monthly max.	6.9
Monthly mean	0.6
Monthly min.	0.0
Total invalid	0
Sum > ELV	0
Daily ELV	0
Monthly max	1.4
No. invalid days	0
No. > ELV	0
No. report days	25


Signature: [Signature]  
 authorised to sign on behalf of the company  
 Date: 22/1/24

Data is as processed without repairs.

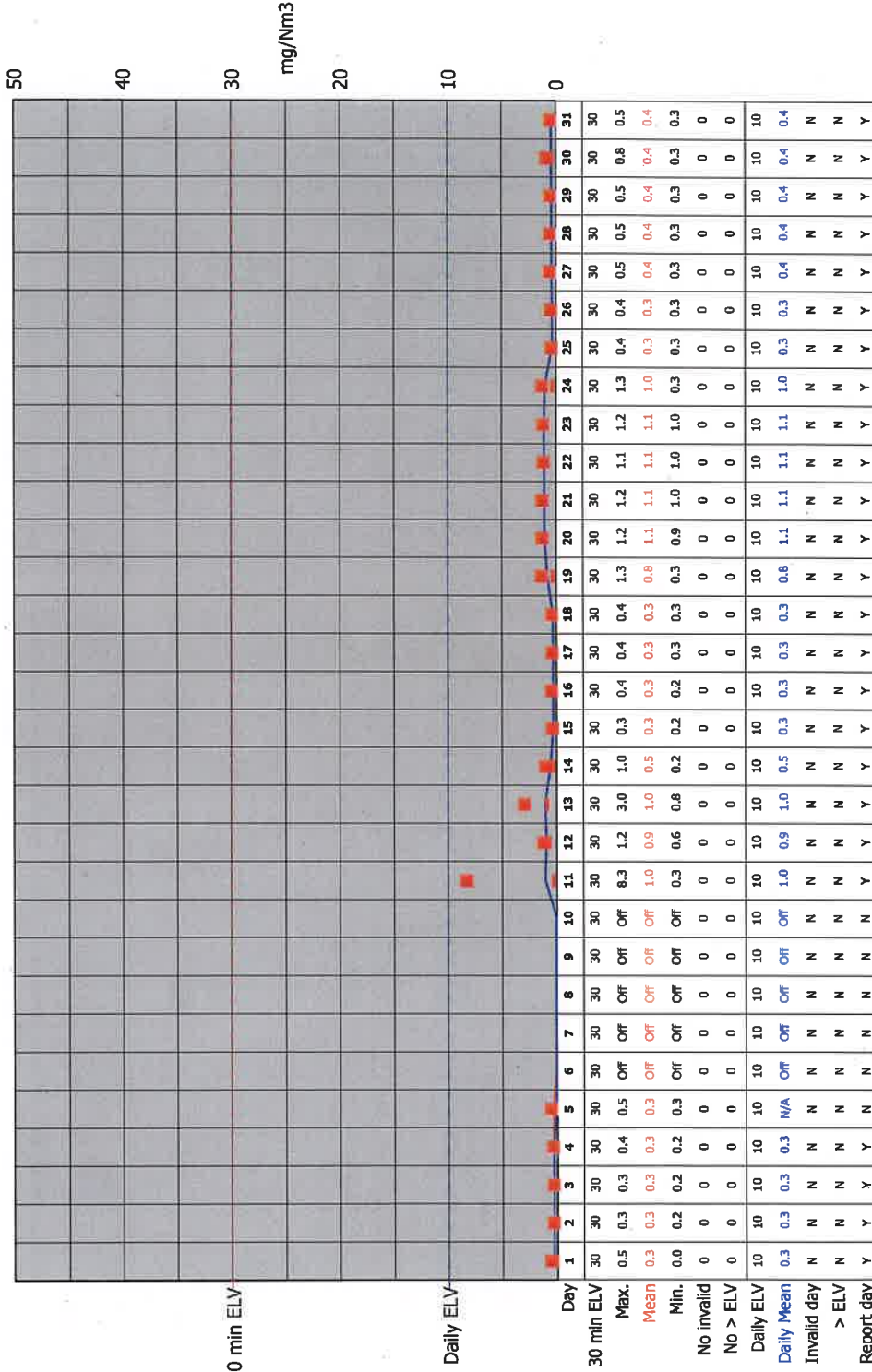


Sita, IoM

## Reporting of Continuously Monitored Emissions to Air for Dust, Emission Point Primary for December, 2023



97th Percentile = 1.2  
No. of valid averages = 1228



Month summary	
30 min ELV	
Monthly max.	8.3
Monthly mean	0.6
Monthly min.	0.0
Total invalid	0
Sum > ELV	0
Daily ELV	
Monthly max	1.1
No. invalid days	0
No. > ELV	0
No. report days	25



Data is as processed without repairs.

Signature

*RUB*  
authorised to sign on behalf of the company

Date

*22/1/24*