
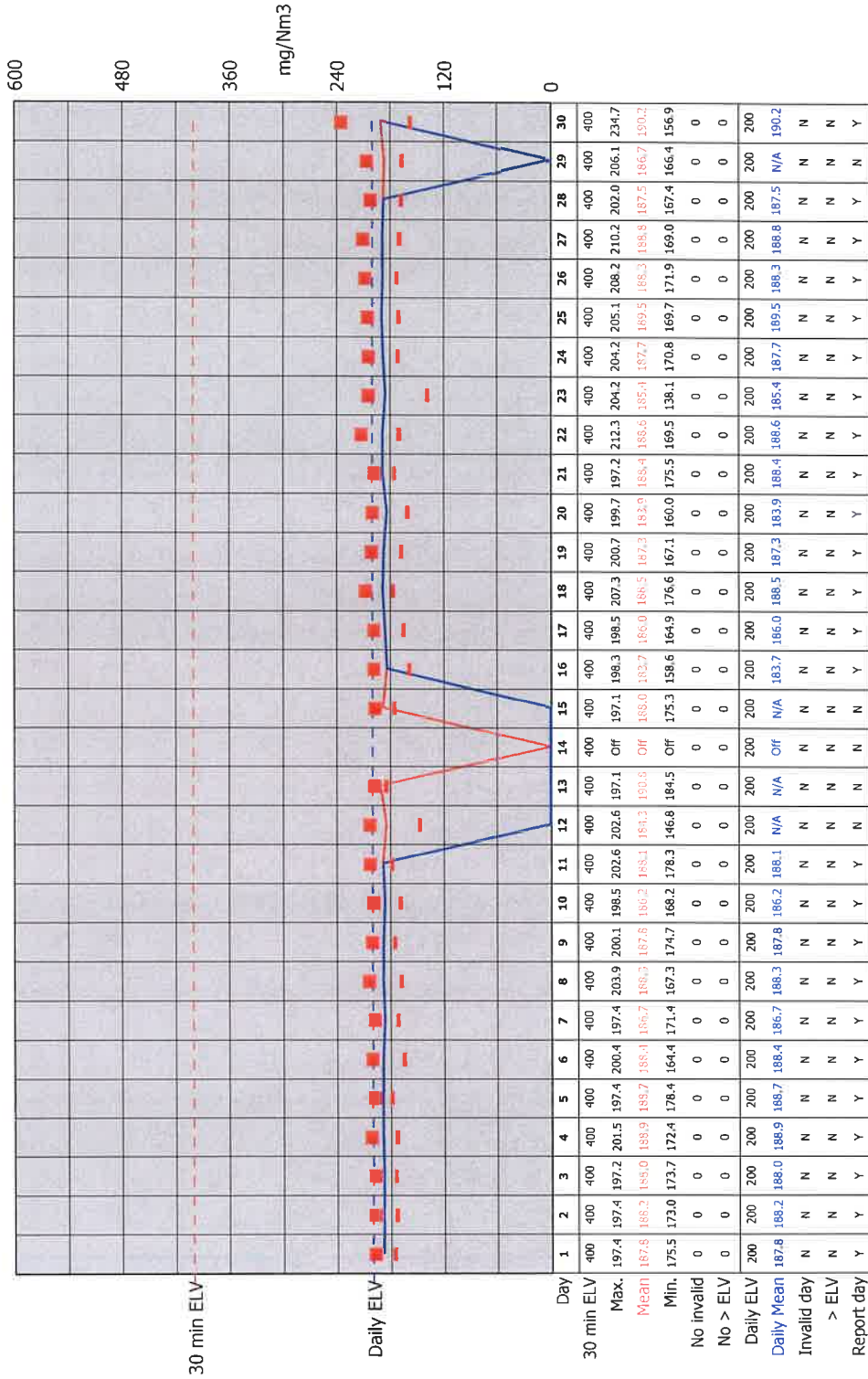


Reporting of Continuously Monitored Emissions to Air for NO_x, Emission Point Primary for November, 2023



97th Percentile = 200.1
 No. of valid averages = 1297



Month summary	
30 min ELV	234.7
Monthly max.	187.5
Monthly mean	138.1
Monthly min.	0
Total invalid	0
Sum > ELV	0
Daily ELV	
Monthly max	190.2
No. invalid days	0
No. > ELV	0
No. report days	25



Data is as processed without repairs.

Signature

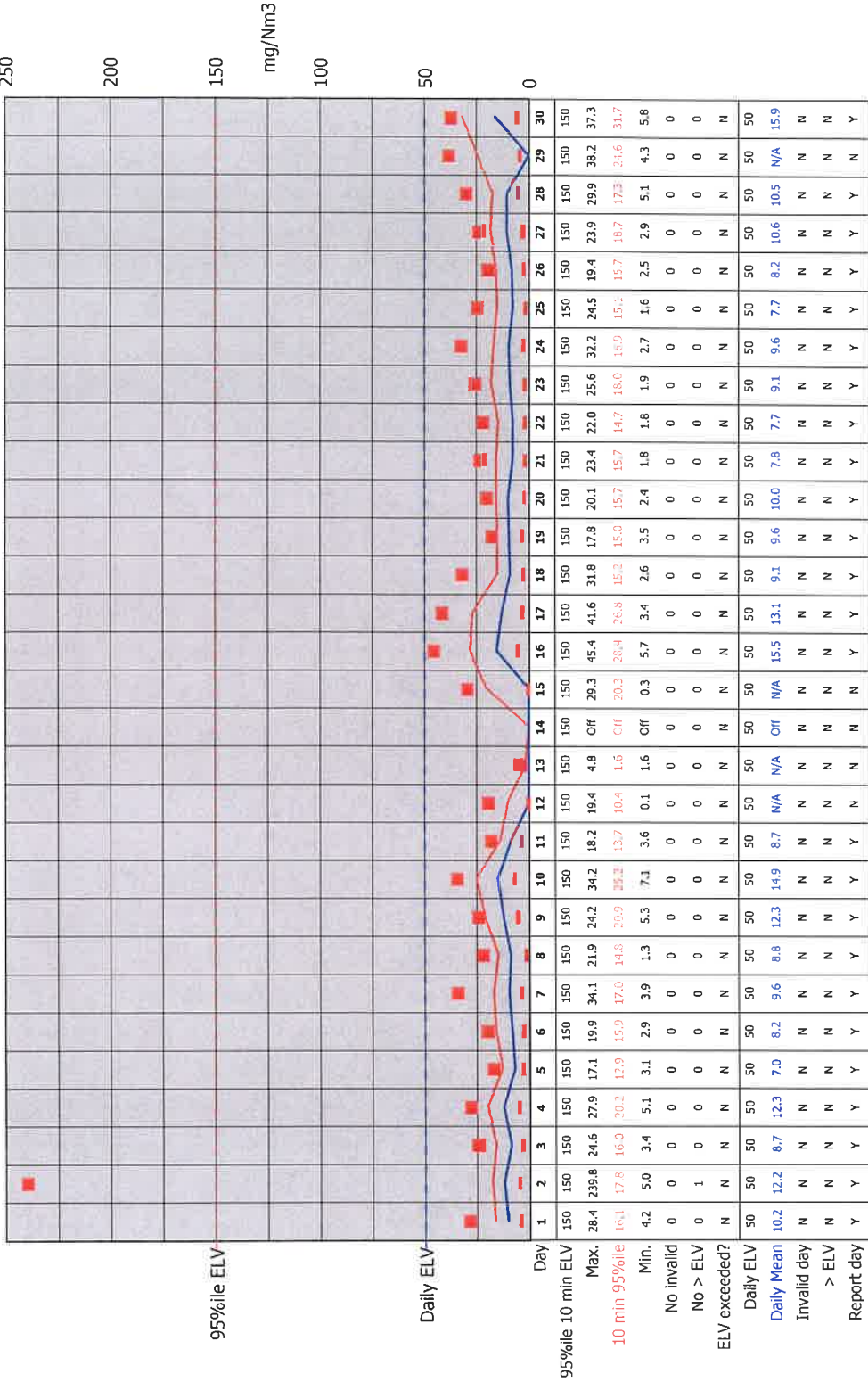
[Signature]
 authorised to sign on behalf of the company

Date

4/12/23

Sita, IoM

Reporting of Continuously Monitored Emissions to Air for CO, Emission Point Primary for November, 2023



Key	
--- (black)	Daily average ELV
--- (red)	95%ile ELV
--- (blue)	95%ile 10 min average
--- (green)	Max. 10 min average
--- (purple)	Min. 10min average
--- (orange)	Daily mean

Month summary	
10 minute data	
Monthly max.	239.8
Monthly mean	10.2
Monthly min.	0.1
Total invalid	0
Sum > ELV	1
Daily ELV	
Monthly max	15.9
No. invalid days	0
No. > ELV	0
No. report days	25




Data is as processed without repairs.

Signature authorised to sign on behalf of the company


Date 11/12/23

Sita, IoM

Reporting of Continuously Monitored Emissions to Air for SO₂, Emission Point Primary for November, 2023



97th Percentile = 43.8
No. of valid averages = 1297



Month summary	
30 min ELV	43.8
Monthly max.	84.3
Monthly mean	24.2
Monthly min.	1.2
Total invalid	0
Sum > ELV	0
Daily ELV	43.8
Monthly max	40.1
No. invalid days	0
No. > ELV	0
No. report days	25




Data is as processed without repairs.

Signature

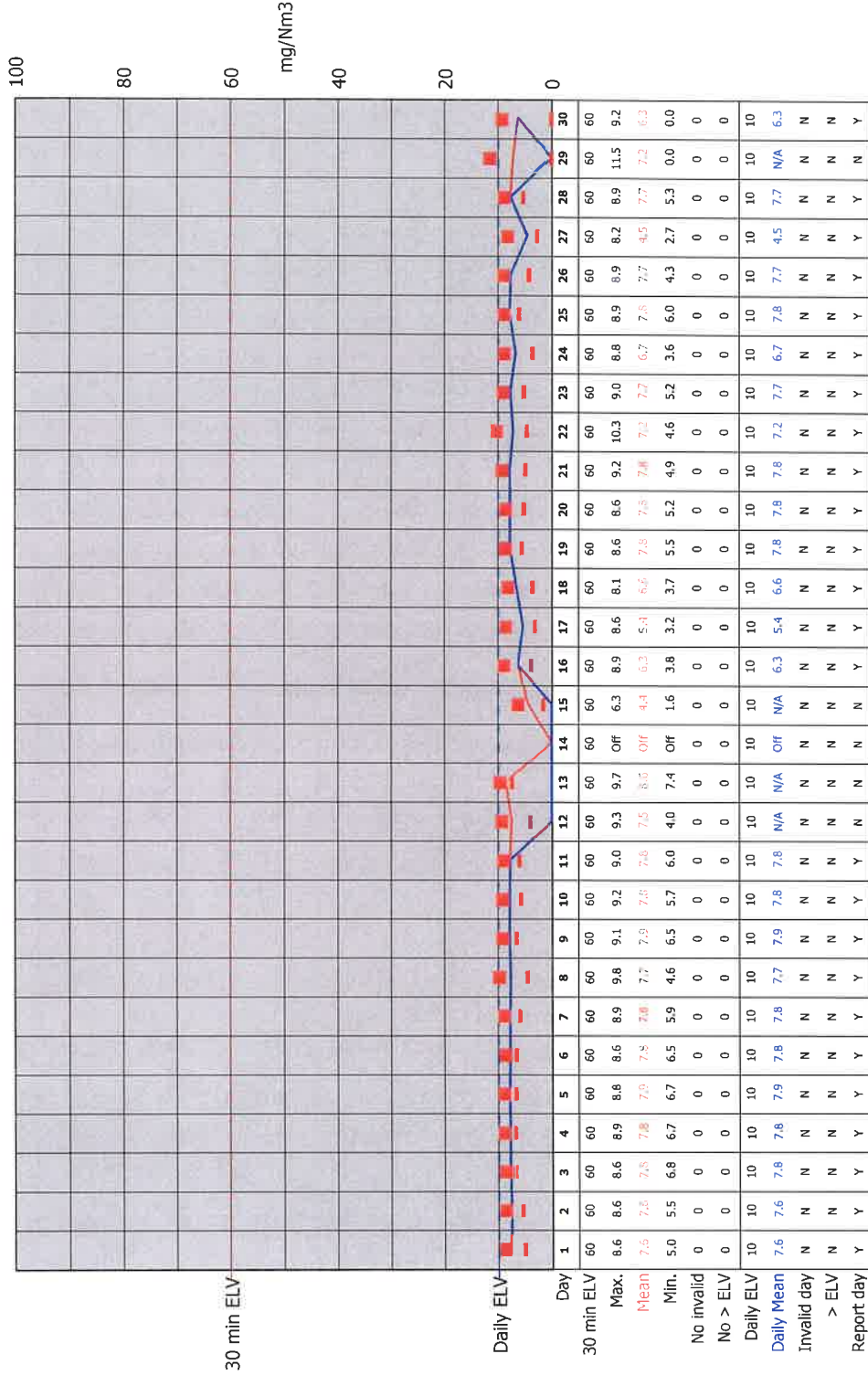
authorised to sign on behalf of the company

Date 4/12/23

Reporting of Continuously Monitored Emissions to Air for HCl, Emission Point Primary for November, 2023



97th Percentile = 8.8
No. of valid averages = 1297



Month summary	
30 min ELV	
Monthly max.	11.5
Monthly mean	7.3
Monthly min.	0.0
Total invalid	0
Sum > ELV	0
Daily ELV	
Monthly max	7.9
No. invalid days	0
No. > ELV	0
No. report days	25



Data is as processed without repairs.

Signature

[Signature]
authorised to sign on behalf of the company

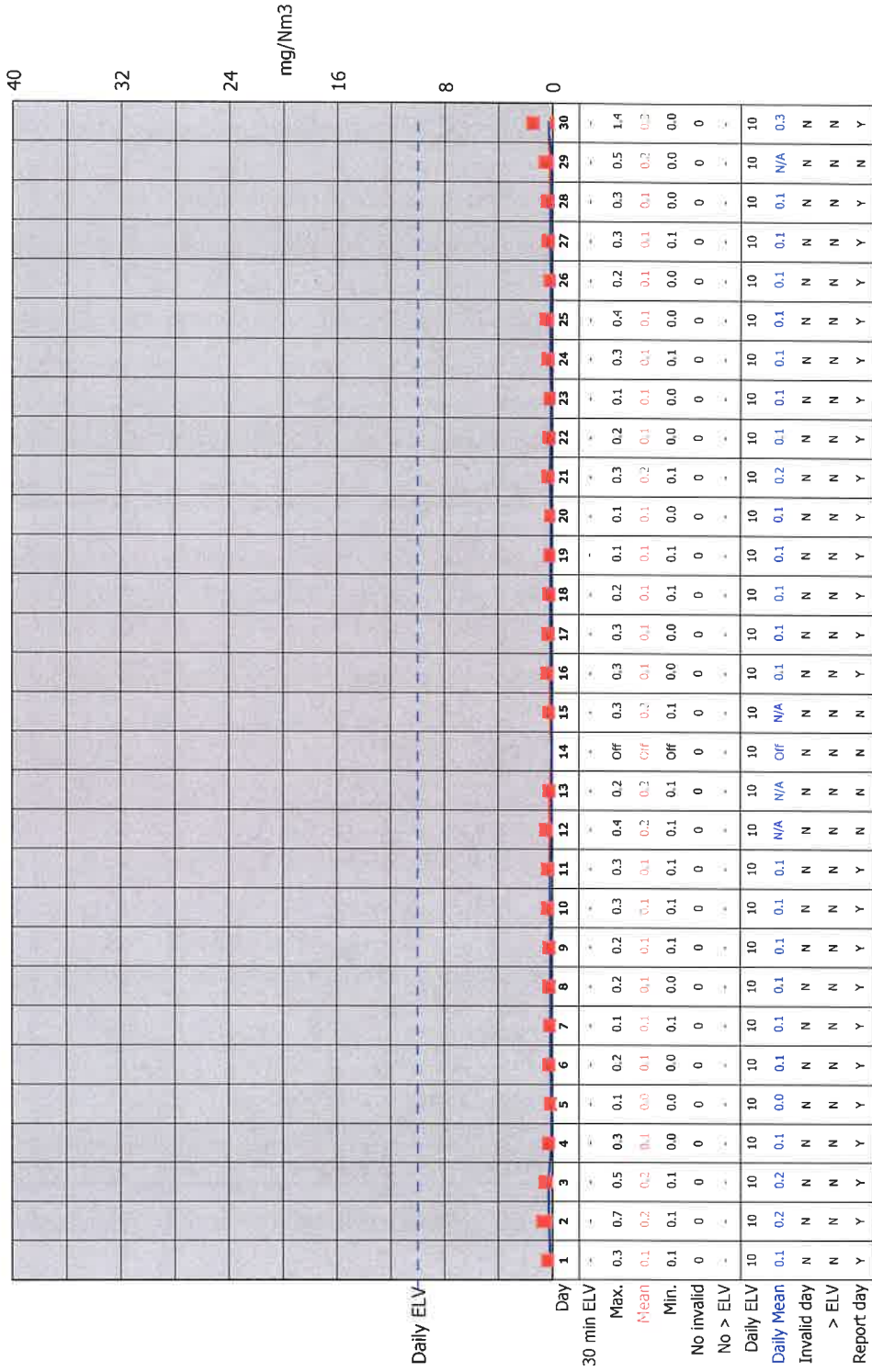
Date 4/12/23

Sita, IoM

Reporting of Continuously Monitored Emissions to Air for NH₃, Emission Point Primary for November, 2023

Key
--- Daily average ELV
— Daily mean

97th Percentile = 0.4
No. of valid averages = 1297



Month summary	
30 min ELV	1.4
Monthly max.	0.1
Monthly mean	0.0
Monthly min.	0
Total invalid	0
Sum > ELV	0
Daily ELV	
Monthly max	0.3
No. invalid days	0
No. > ELV	0
No. report days	25




Data is as processed without repairs.

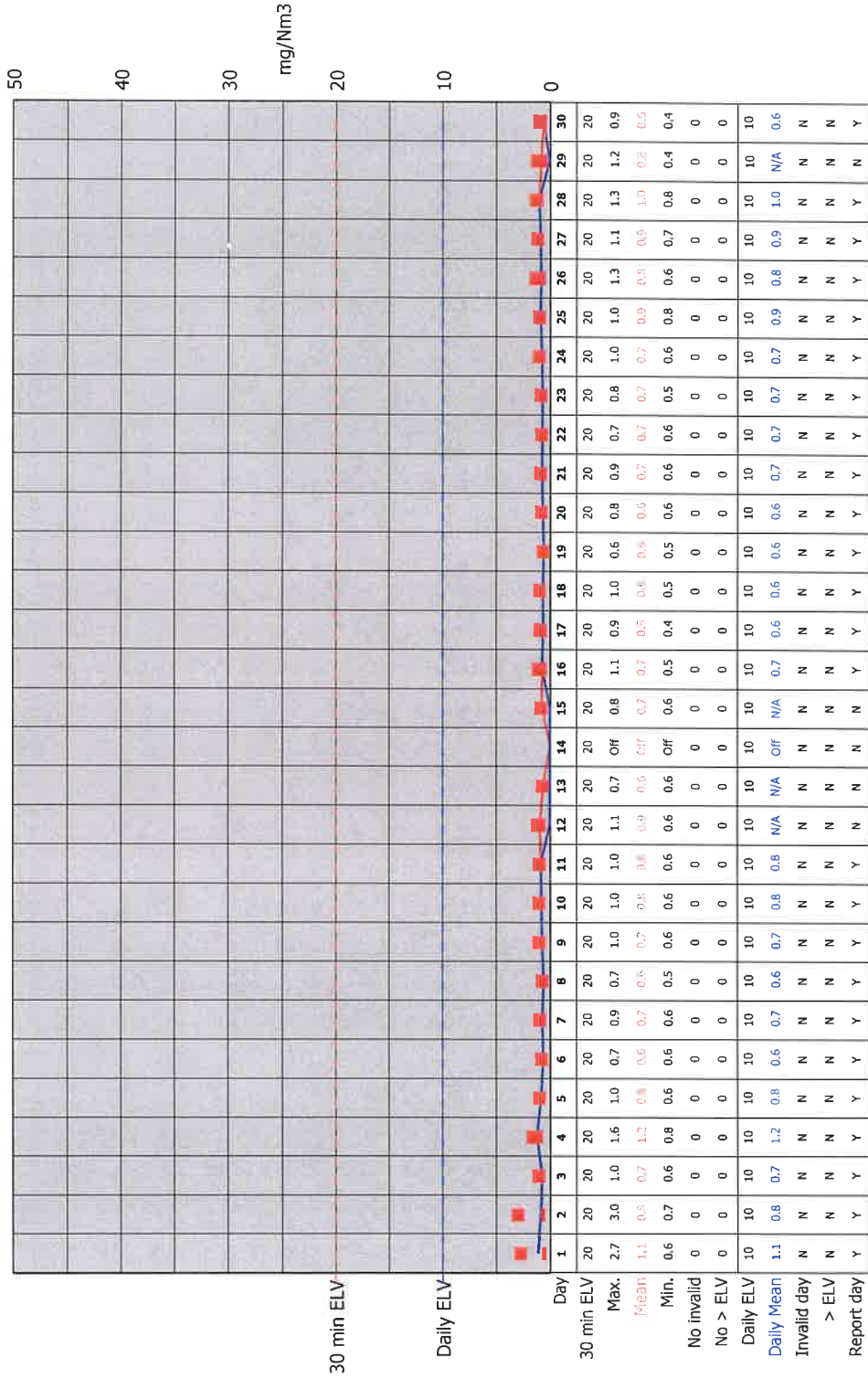
Signature: *R. [Signature]*
authorised to sign on behalf of the company
Date: 4/12/23

Sita, IoM

Reporting of Continuously Monitored Emissions to Air for TOC, Emission Point Primary for November, 2023



97th Percentile = 1.3
No. of valid averages = 1297



Month summary	
30 min ELV	3.0
Monthly max.	0.8
Monthly mean	0.4
Monthly min.	0
Total invalid	0
Sum > ELV	0
Daily ELV	1.2
Monthly max	0
No. invalid days	0
No. > ELV	0
No. report days	25



Data is as processed without repairs.

Signature


authorised to sign on behalf of the company

Date

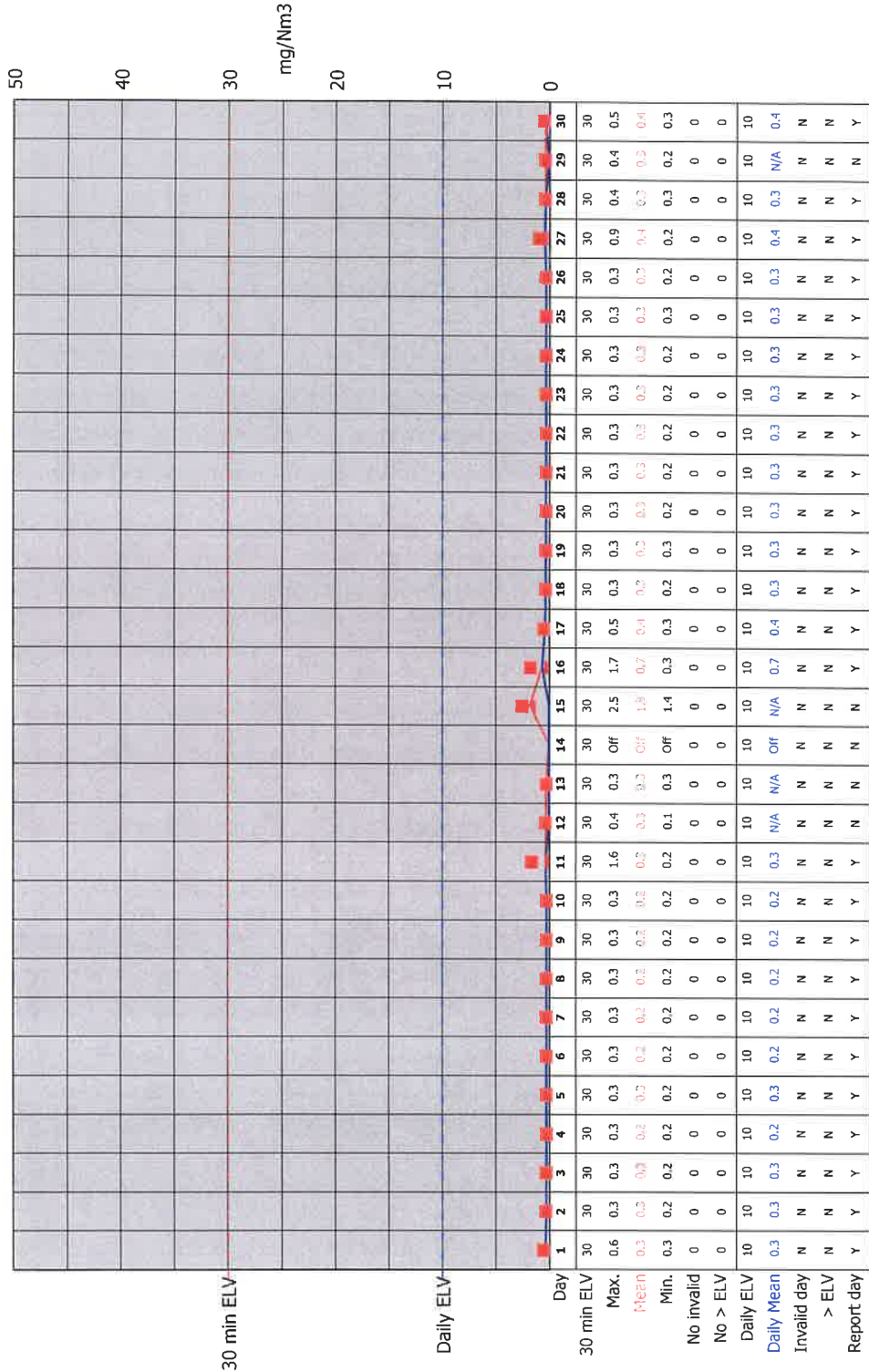
4/12/23

Sita, IoM

Reporting of Continuously Monitored Emissions to Air for Dust, Emission Point Primary for November, 2023



97th Percentile = 0.7
No. of valid averages = 1297



Month summary	
30 min ELV	2.5
Monthly max.	0.3
Monthly mean	0.1
Monthly min.	0
Total invalid	0
Sum > ELV	0
Daily ELV	0.7
Monthly max	0
No. invalid days	0
No. > ELV	0
No. report days	25



Data is as processed without repairs.

Signature: RLS
authorised to sign on behalf of the company
Date: 4/12/23