
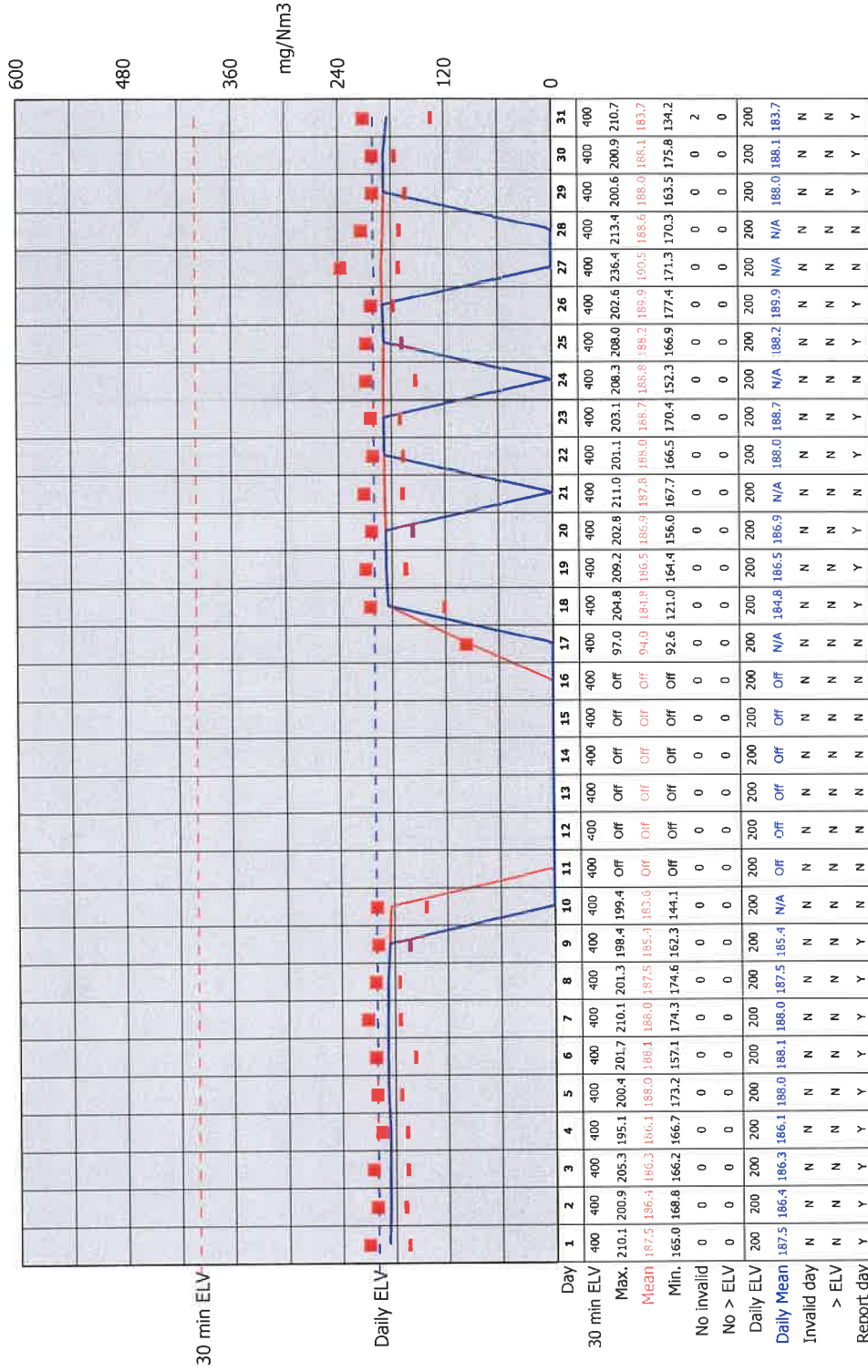


Reporting of Continuously Monitored Emissions to Air for NO_x, Emission Point Primary for October, 2023



97th Percentile = 201.1
 No. of valid averages = 1109



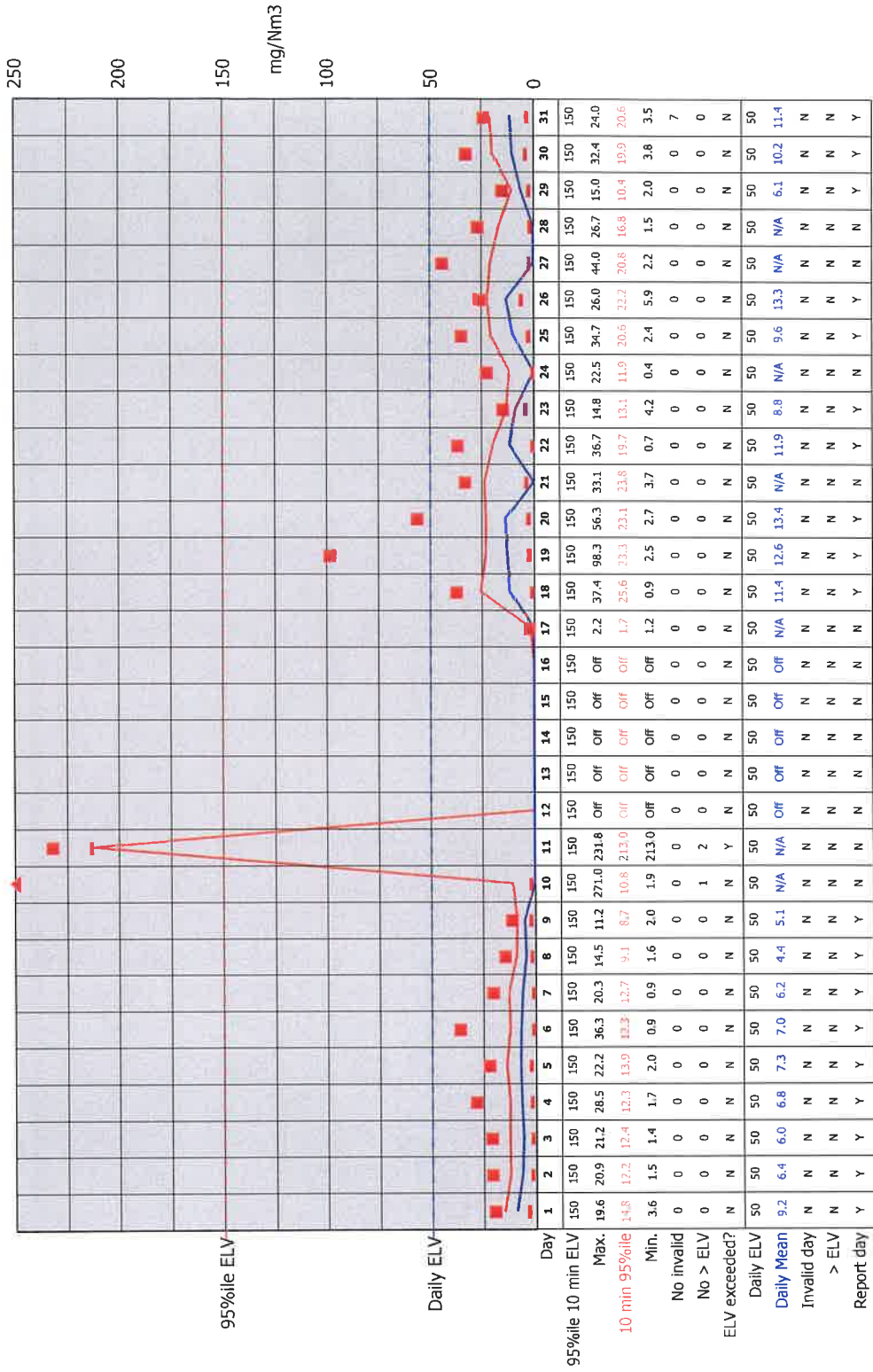
Month summary	
30 min ELV	236.4
Monthly max.	186.8
Monthly mean	186.8
Monthly min.	92.6
Total invalid	2
Sum > ELV	0
Daily ELV	
Monthly max	189.9
No. invalid days	0
No. > ELV	0
No. report days	19



Data is as processed without repairs.

Signature *[Signature]*
 authorised to sign on behalf of the company
 Date 1/11/23

Reporting of Continuously Monitored Emissions to Air for CO, Emission Point Primary for October, 2023



Key	
	Daily average ELV
	95%ile ELV
	95%ile 10 min average
	Max. 10 min average
	Min. 10min average
	Daily mean

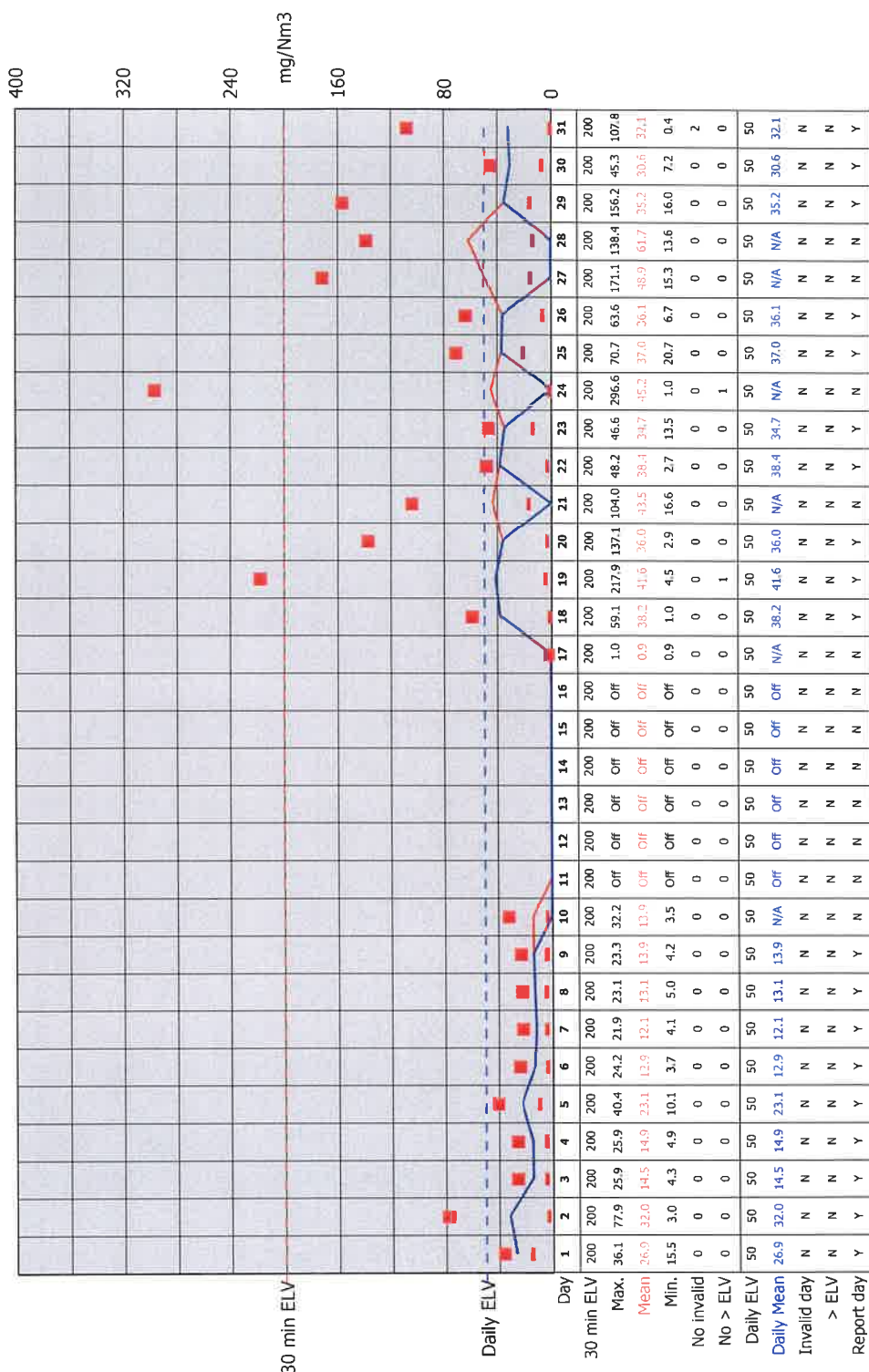

Month summary	
10 minute data	
Monthly max.	271.0
Monthly mean	9.1
Monthly min.	0.4
Total invalid	7
Sum > ELV	3
Daily ELV	
Monthly max	13.4
No. invalid days	0
No. > ELV	0
No. report days	19



Data is as processed without repairs.

Signature _____
 authorised to sign on behalf of the company
 Date 11/11/23

Reporting of Continuously Monitored Emissions to Air for SO₂, Emission Point Primary for October, 2023



97th Percentile = 80.7
 No. of valid averages = 1109


Month summary	
30 min ELV	296.6
Monthly max.	30.2
Monthly mean	0.4
Monthly min.	2
Total invalid	2
Sum > ELV	2
Daily ELV	
Monthly max	41.6
No. invalid days	0
No. > ELV	0
No. report days	19



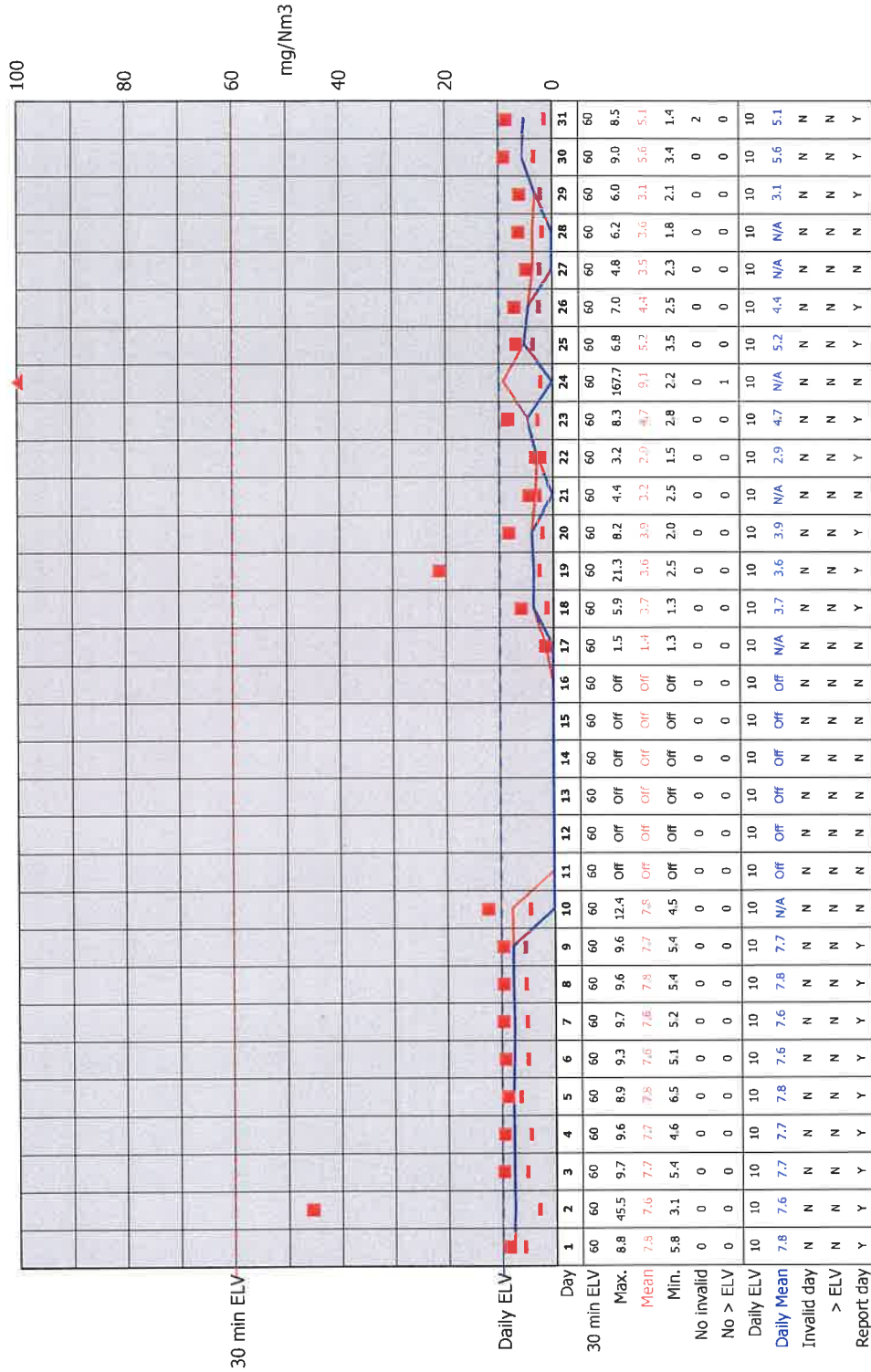
Data is as processed without repairs.

Signature
 authorised to sign on behalf of the company
 Date 1/11/23

Reporting of Continuously Monitored Emissions to Air for HCl, Emission Point Primary for October, 2023



97th Percentile = 9.0
 No. of valid averages = 1109




Month summary	
30 min ELV	
Monthly max.	167.7
Monthly mean	5.8
Monthly min.	1.3
Total invalid	2
Sum > ELV	1
Daily ELV	
Monthly max	7.8
No. invalid days	0
No. > ELV	0
No. report days	19



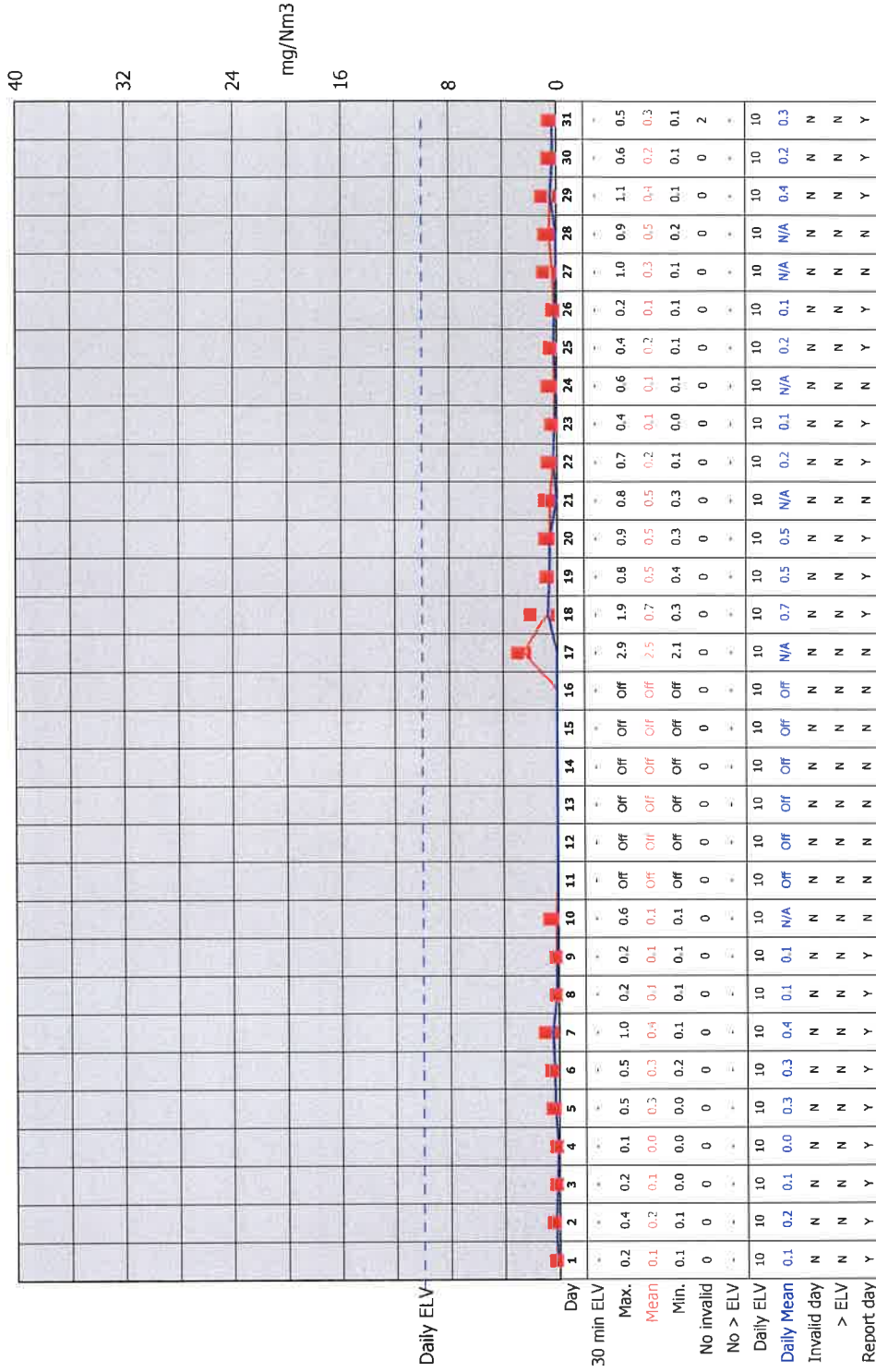
Data is as processed without repairs.

Signature _____
 authorised to sign on behalf of the company
Date 11/10/23

Reporting of Continuously Monitored Emissions to Air for NH₃, Emission Point Primary for October, 2023



97th Percentile = 0.8
No. of valid averages = 1109




Month summary	
30 min ELV	
Monthly max.	2.9
Monthly mean	0.3
Monthly min.	0.0
Total invalid	2
Sum > ELV	0
Daily ELV	
Monthly max	0.7
No. invalid days	0
No. > ELV	0
No. report days	19

Signature: 
 authorised to sign on behalf of the company
 Date: 1/10/23

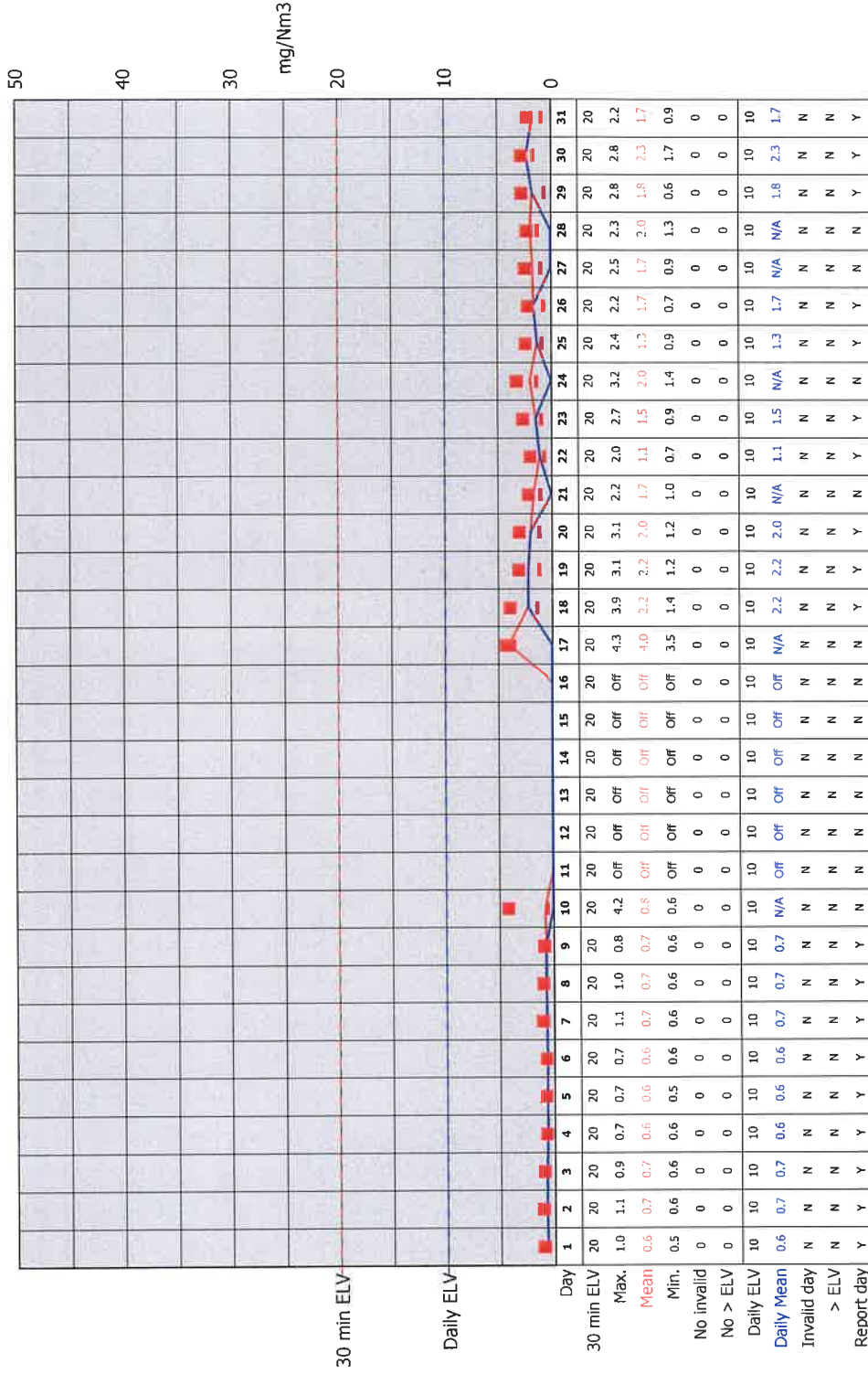
Data is as processed without repairs.




Reporting of Continuously Monitored Emissions to Air for TOC, Emission Point Primary for October, 2023



97th Percentile = 2.6
 No. of valid averages = 1111




Month summary	
30 min ELV	4.3
Monthly max.	4.3
Monthly mean	1.3
Monthly min.	0.5
Total invalid	0
Sum > ELV	0
Daily ELV	2.3
Monthly max	2.3
No. invalid days	0
No. > ELV	0
No. report days	19

Signature: 
 authorised to sign on behalf of the company
 Date: 1/11/23

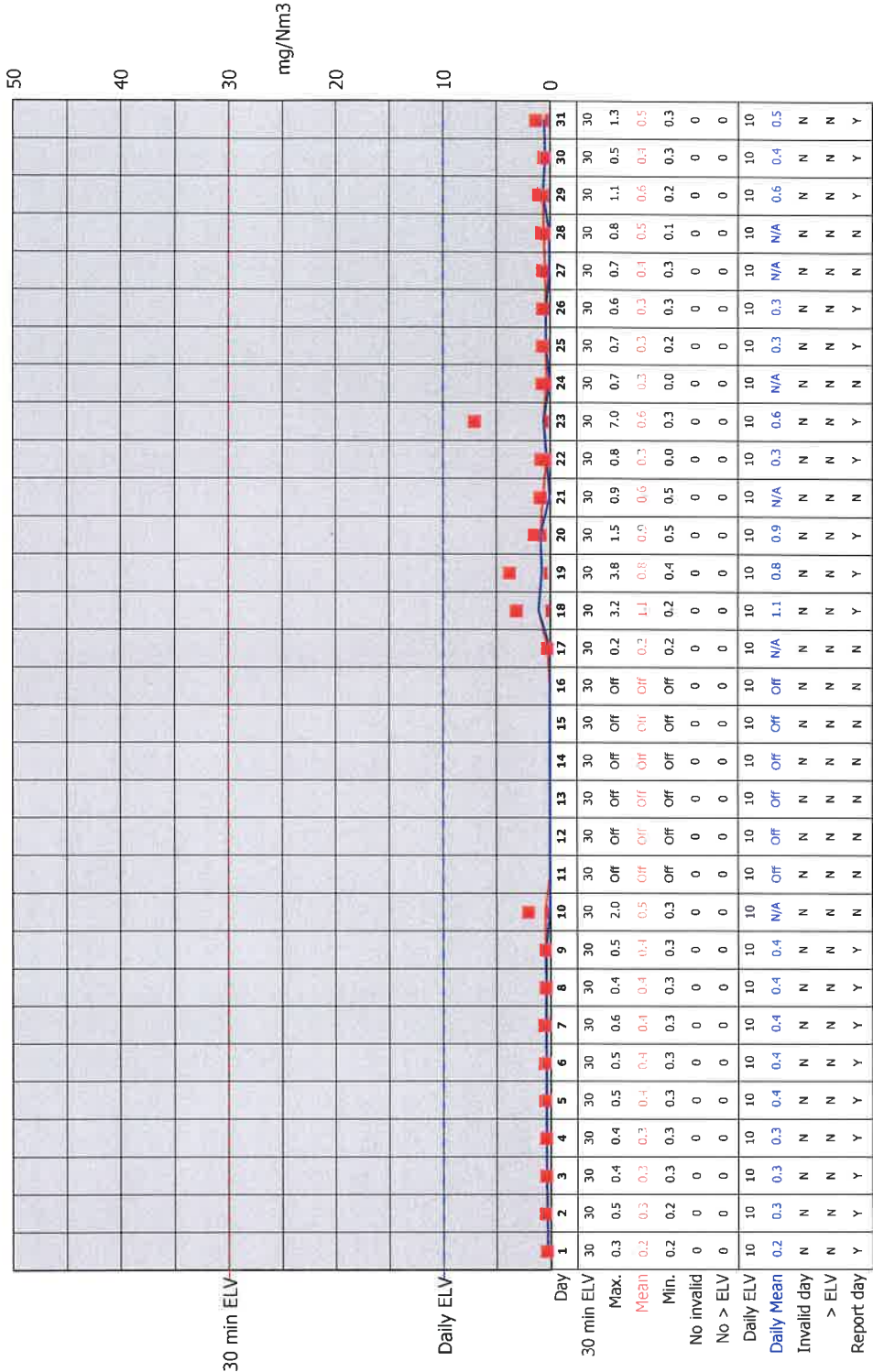
Data is as processed without repairs.



Reporting of Continuously Monitored Emissions to Air for Dust, Emission Point Primary for October, 2023



97th Percentile = 1.2
No. of valid averages = 1111



Month summary	
30 min ELV	7.0
Monthly max.	0.5
Monthly mean	0.0
Monthly min.	0
Total invalid	0
Sum > ELV	0
Daily ELV	1.1
Monthly max	0
No. invalid days	0
No. > ELV	0
No. report days	19



Data is as processed without repairs.

Signature [Signature] authorised to sign on behalf of the company
Date 1/11/23