
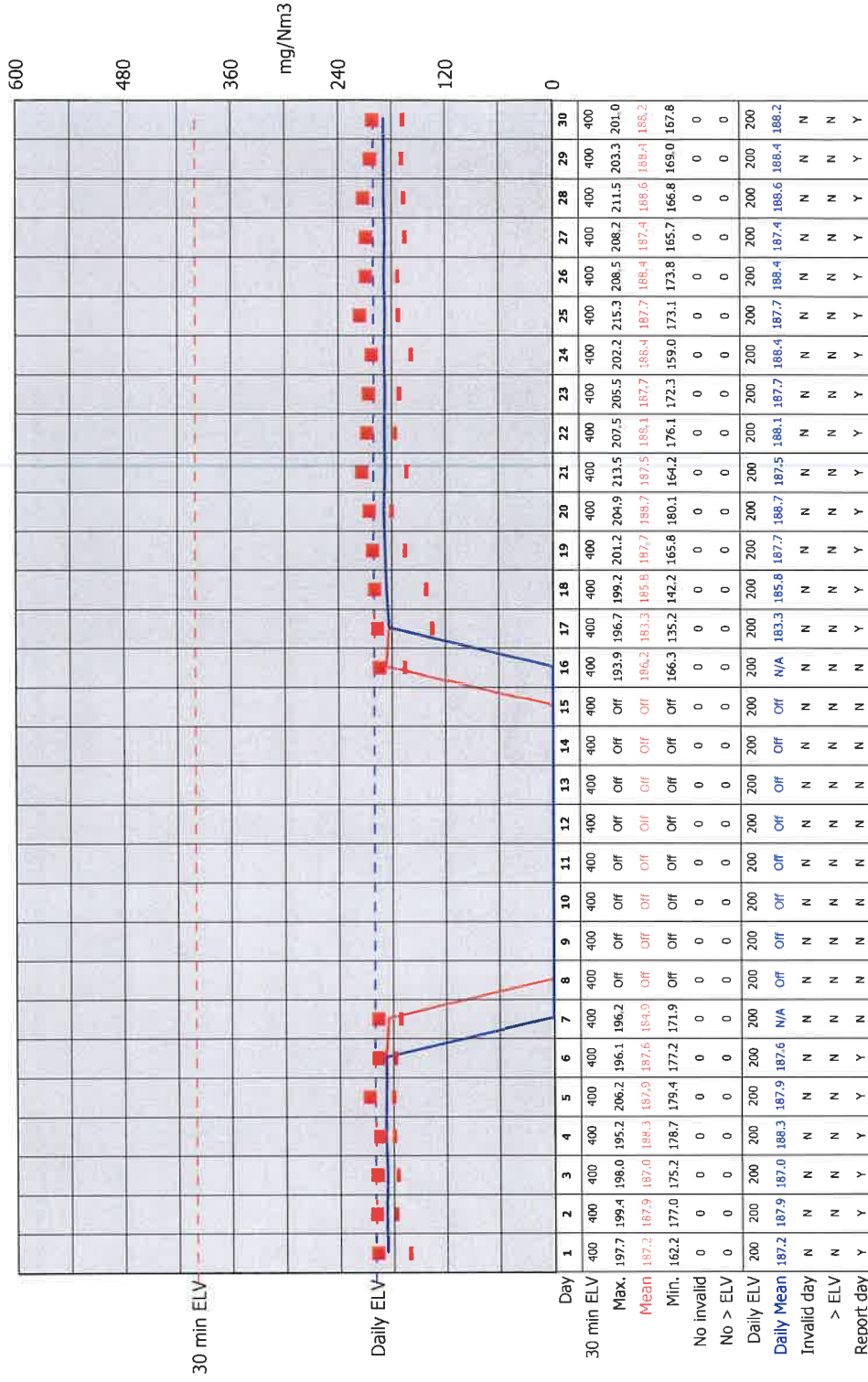


Reporting of Continuously Monitored Emissions to Air for NO_x, Emission Point Primary for September, 2023



97th Percentile = 199.7
No. of valid averages = 998



Month summary	
30 min ELV	215.3
Monthly max.	187.5
Monthly mean	135.2
Monthly min.	0
Total invalid	0
Sum > ELV	0
Daily ELV	
Monthly max	188.7
No. invalid days	0
No. > ELV	0
No. report days	20




Data is as processed without repairs.

Signature DKS
authorised to sign on behalf of the company

Date 21/09/23

Reporting of Continuously Monitored Emissions to Air for CO, Emission Point Primary for September, 2023



Key	
—	Daily average ELV
- - -	95%ile ELV
—	95%ile 10 min average
—	Max. 10 min average
■	Min. 10min average
—	Daily mean

Month summary	
10 minute data	
Monthly max.	72.4
Monthly mean	8.4
Monthly min.	0.4
Total invalid	0
Sum > ELV	0
Daily ELV	
Monthly max	13.6
No. invalid days	0
No. > ELV	0
No. report days	20




Data is as processed without repairs.

Signature


[Signature]
authorised to sign on behalf of the company

Date 21/09/23

Reporting of Continuously Monitored Emissions to Air for SO₂, Emission Point Primary for September, 2023



97th Percentile = 41.0
 No. of valid averages = 998



Month summary	
30 min ELV	121.8
Monthly max.	19.7
Monthly mean	2.7
Monthly min.	0
Total invalid	0
Sum > ELV	0
Daily ELV	37.5
Monthly max	0
No. invalid days	0
No. > ELV	0
No. report days	20




Data is as processed without repairs.

Signature

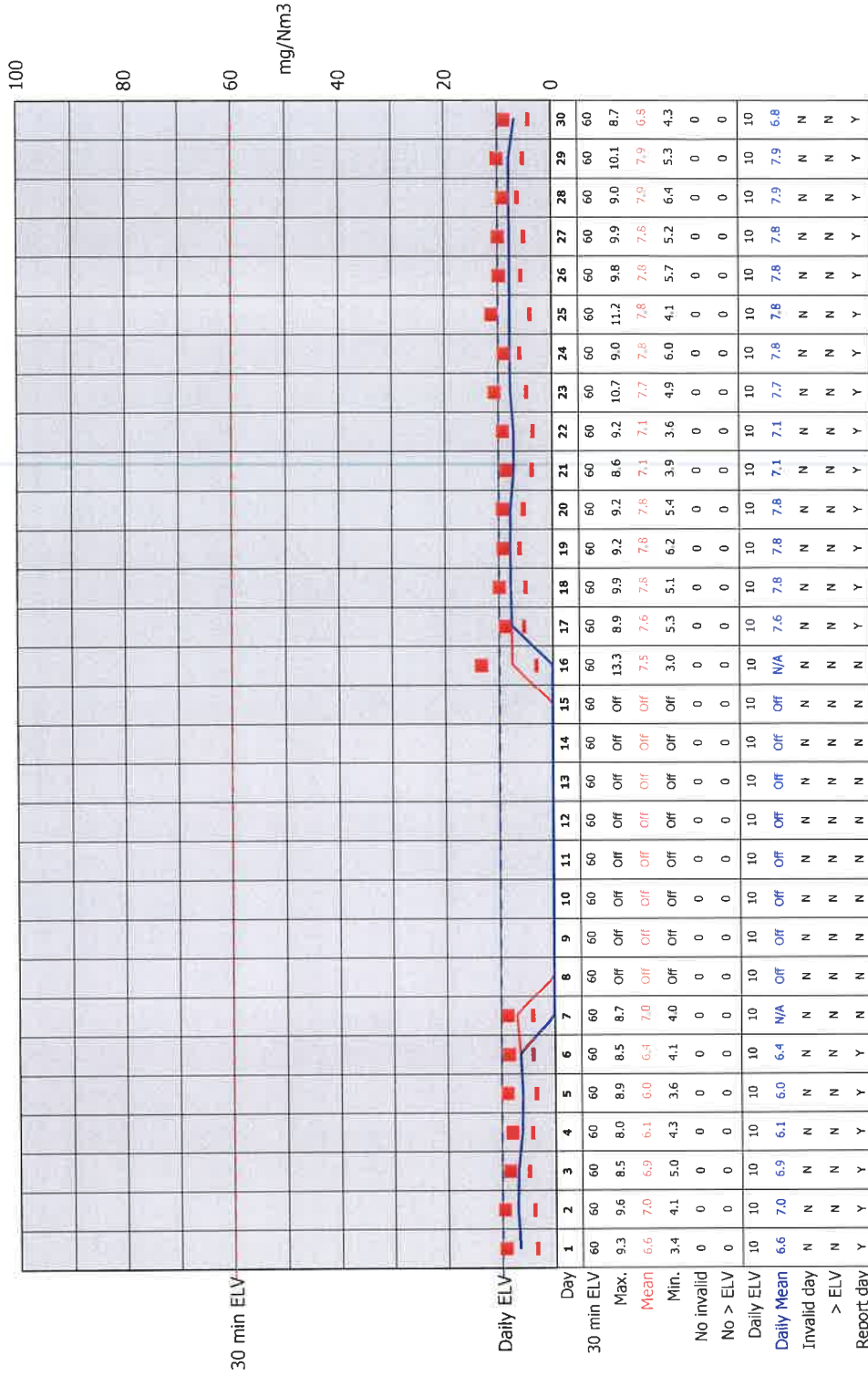
[Signature]
 authorised to sign on behalf of the company

Date 21/09/23

Reporting of Continuously Monitored Emissions to Air for HCl, Emission Point Primary for September, 2023



97th Percentile = 9.0
 No. of valid averages = 998



Month summary	
30 min ELV	13.3
Monthly max.	7.3
Monthly mean	3.0
Monthly min.	0
Total invalid	0
Sum > ELV	0
Daily ELV	
Monthly max	7.9
No. invalid days	0
No. > ELV	0
No. report days	20

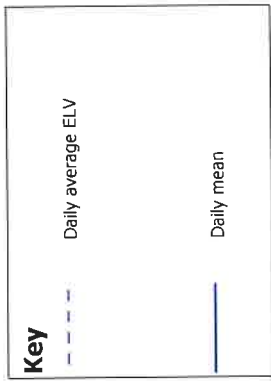


Data is as processed without repairs.

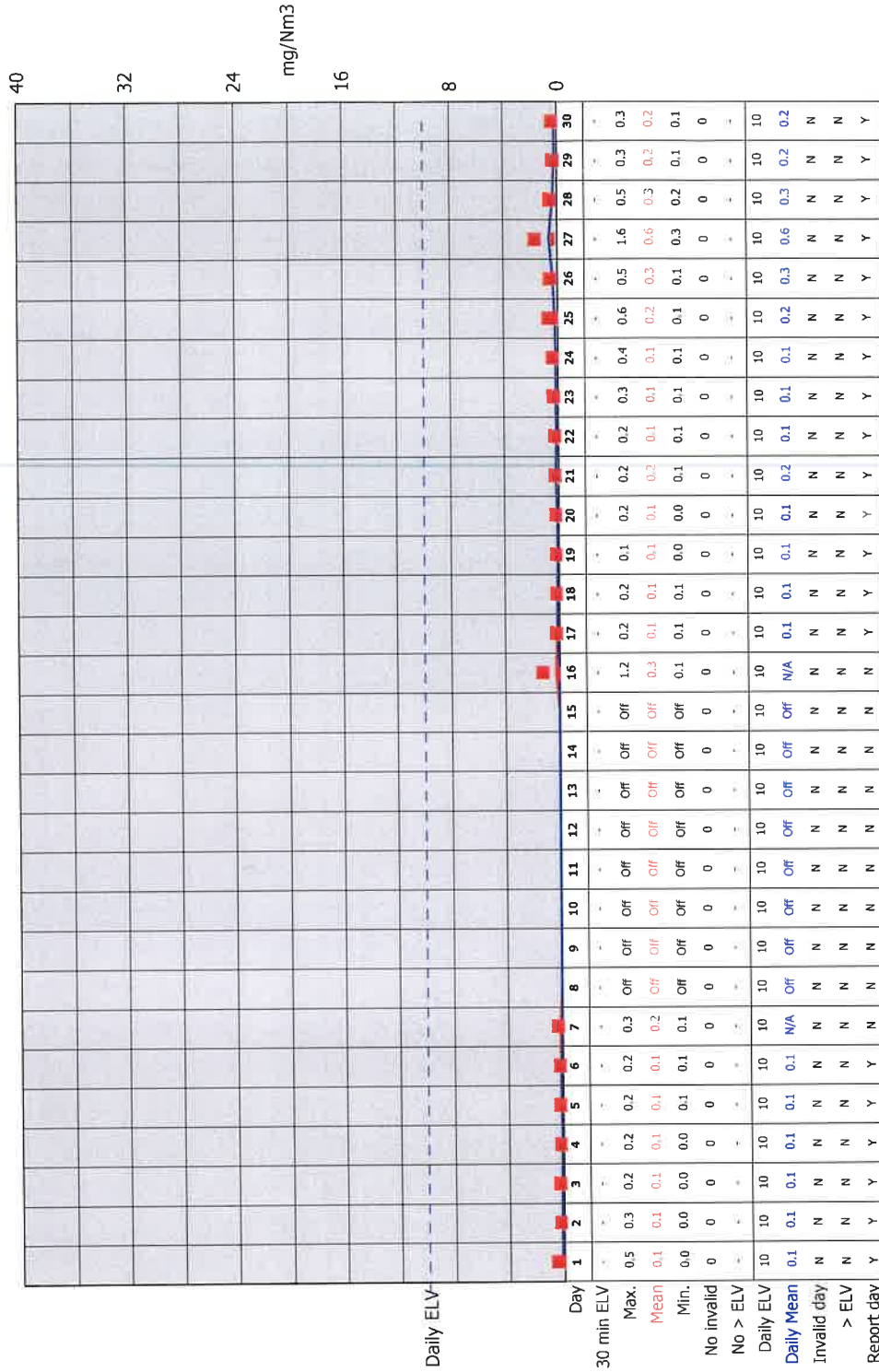
Signature
 authorised to sign on behalf of the company
 Date 21/01/23

Sita, IoM

Reporting of Continuously Monitored Emissions to Air for NH₃, Emission Point Primary for September, 2023



97th Percentile = 0.5
No. of valid averages = 998



Month summary	
30 min ELV	1.6
Monthly max.	0.2
Monthly mean	0.0
Monthly min.	0
Total invalid	0
Sum > ELV	0
Daily ELV	0.6
Monthly max	0
No. invalid days	0
No. > ELV	0
No. report days	20



Data is as processed without repairs.

Signature

Ples
authorised to sign on behalf of the company

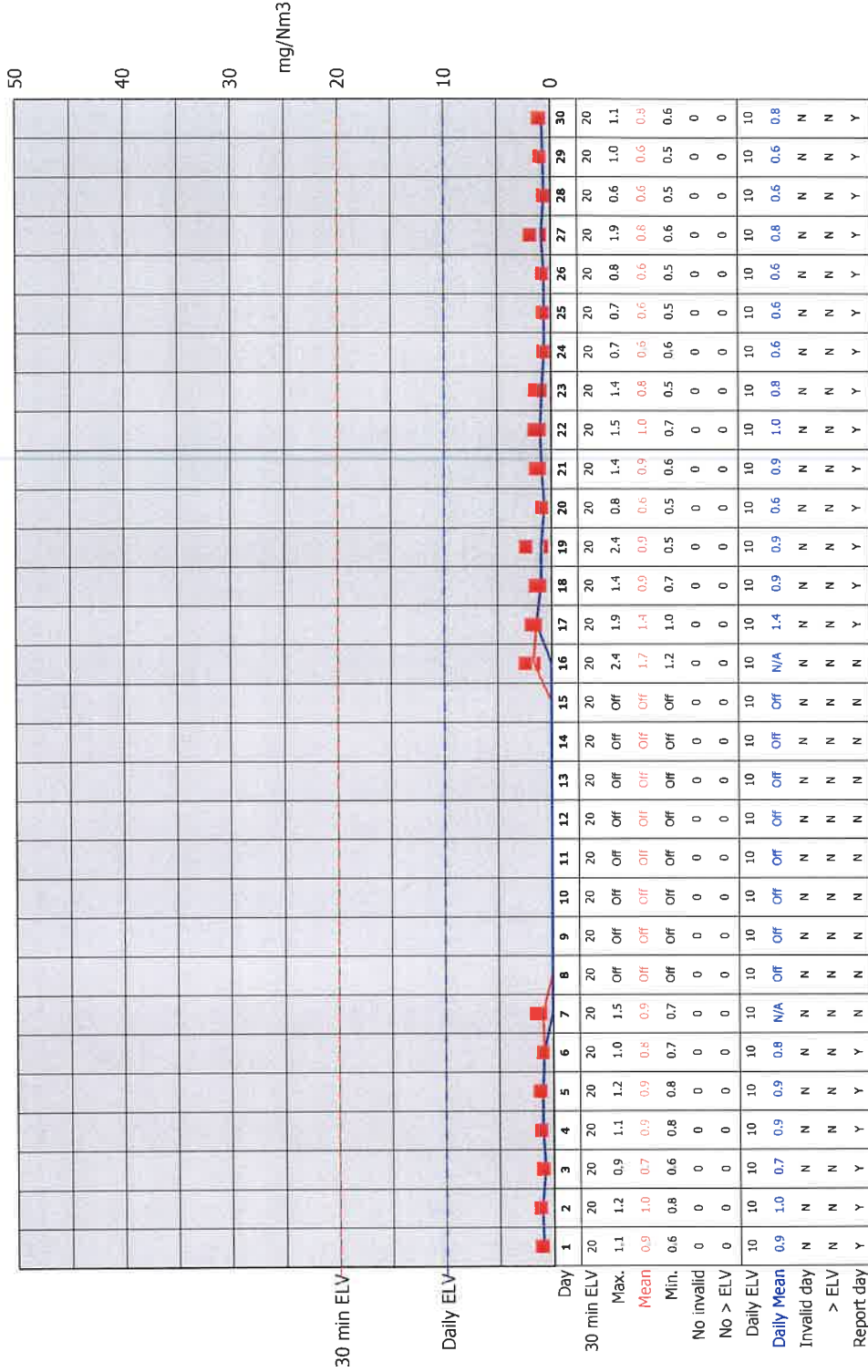
Date 21/09/23

Sita, IoM

Reporting of Continuously Monitored Emissions to Air for TOC, Emission Point Primary for September, 2023

Key	
---	Daily average ELV
---	30 min. average ELV
---	Mean 30 min. average
---	Max. 30 min average
---	Min. 30 min average
---	Daily mean

97th Percentile = 1.6
No. of valid averages = 998



Month summary	
30 min ELV	2.4
Monthly max.	0.8
Monthly mean	0.5
Monthly min.	0
Total invalid	0
Sum > ELV	0
Daily ELV	1.4
Monthly max	0
No. invalid days	0
No. > ELV	0
No. report days	20



Data is as processed without repairs.

Signature authorised to sign on behalf of the company

Date 21/09/23

