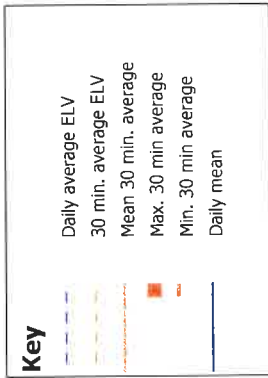
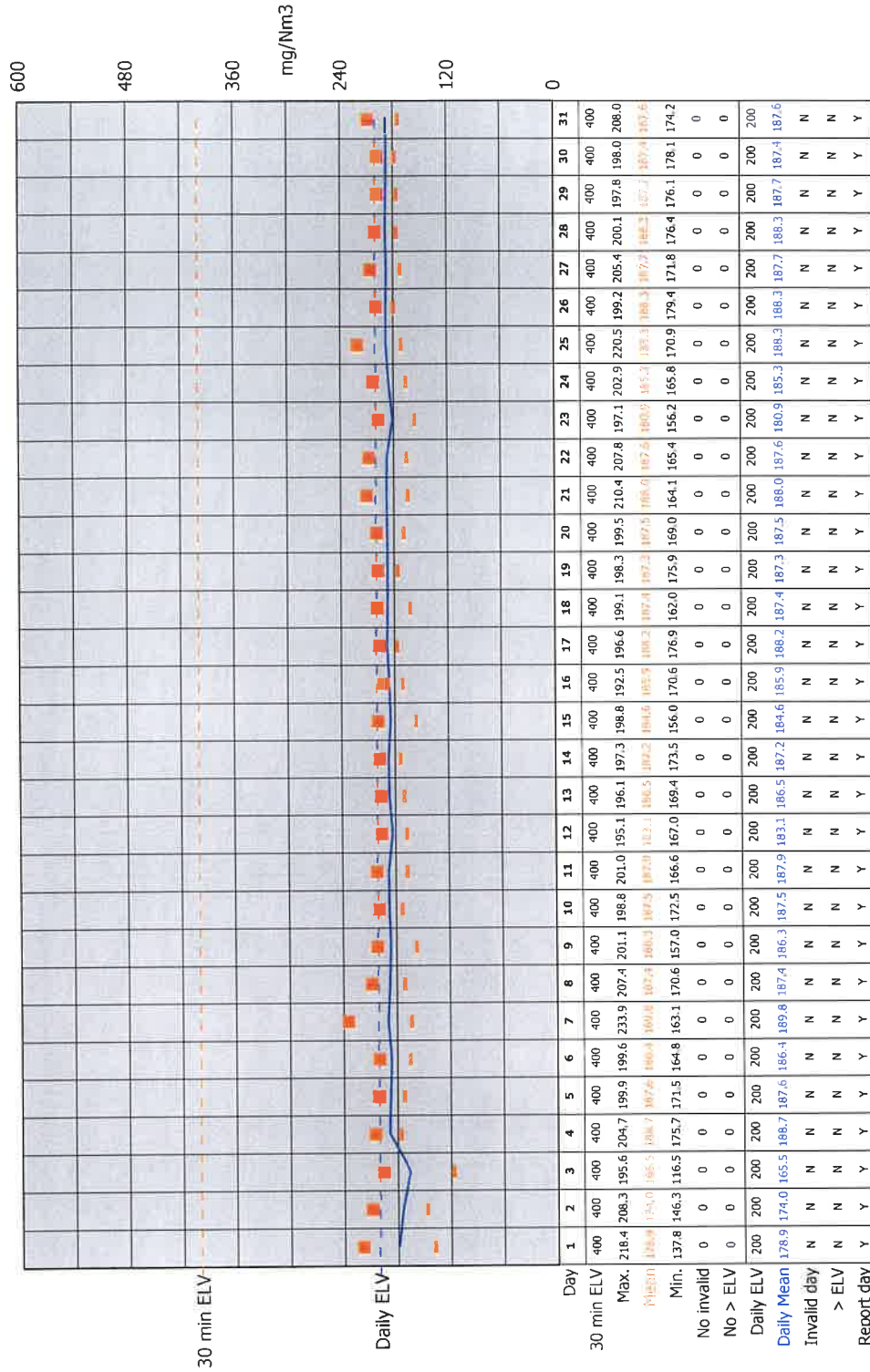


Reporting of Continuously Monitored Emissions to Air for NO_x, Emission Point Primary for July, 2023



97th Percentile = 199.5
No. of valid averages = 1486



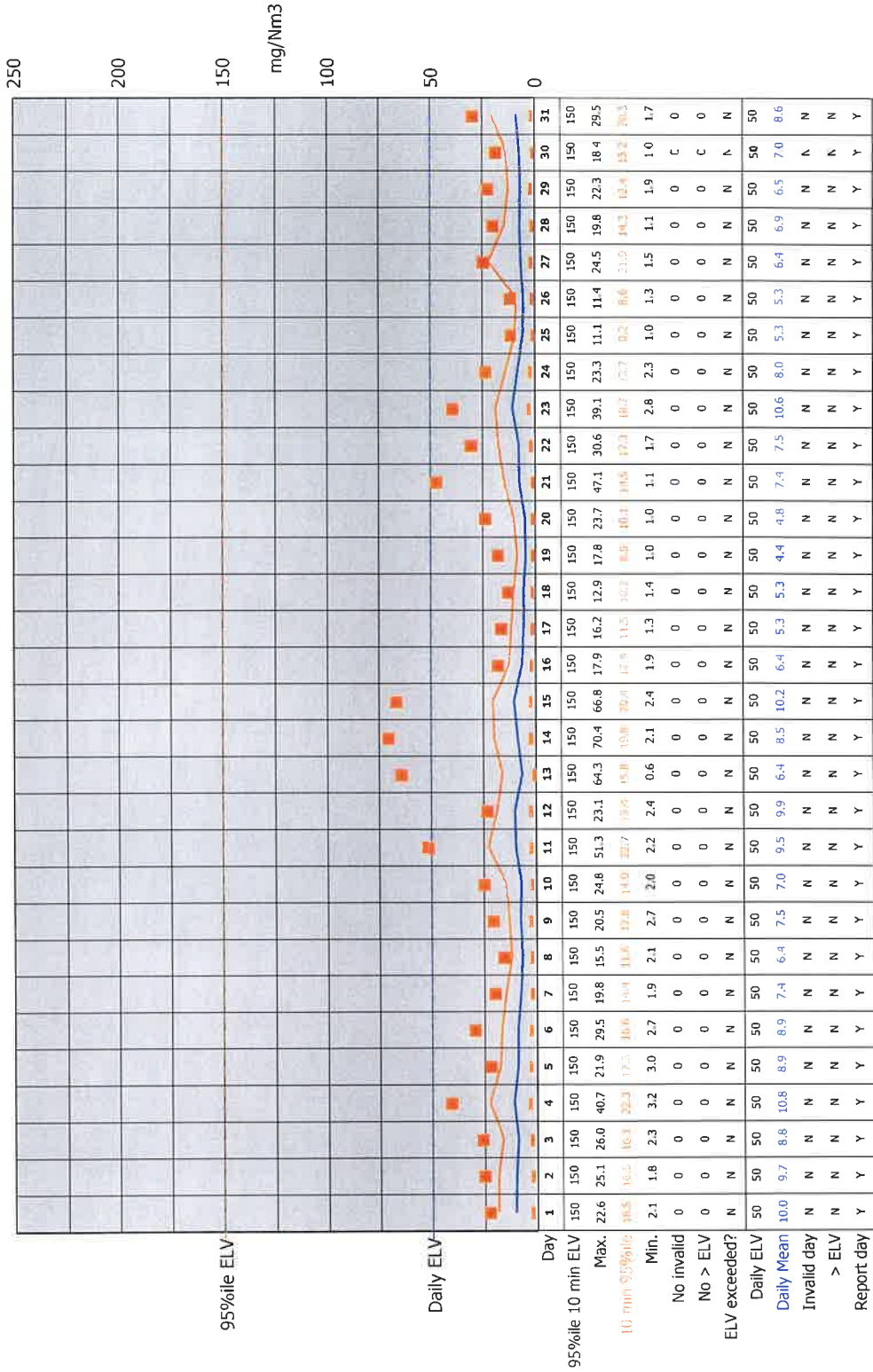

Month summary	
30 min ELV	
Monthly max.	233.9
Monthly mean	185.6
Monthly min.	116.5
Total invalid	0
Sum > ELV	0
Daily ELV	
Monthly max	189.8
No. invalid days	0
No. > ELV	0
No. report days	31



Data is as processed without repairs.

Signature
 authorised to sign on behalf of the company
 Date 1/8/23

Reporting of Continuously Monitored Emissions to Air for CO, Emission Point Primary for July, 2023



Month summary	
<i>10 minute data</i>	
Monthly max.	70.4
Monthly mean	7.6
Monthly min.	0.6
Total invalid	0
Sum > ELV	0
Daily ELV	
Monthly max	10.8
No. invalid days	0
No. > ELV	0
No. report days	31

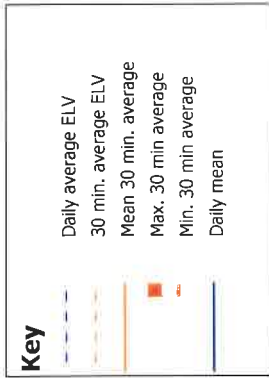


Data is as processed without repairs.

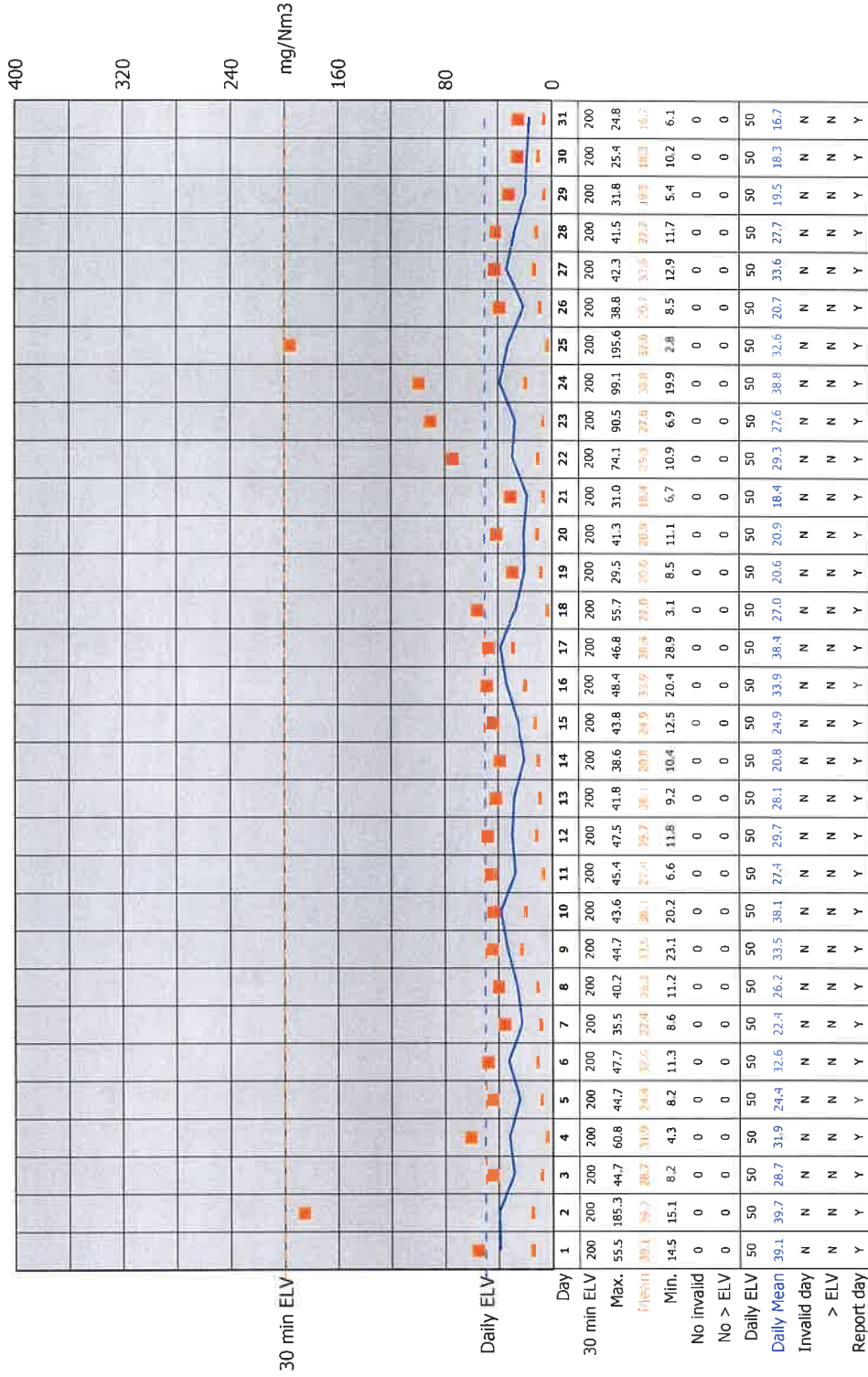
Signature
 authorised to sign on behalf of the company
 Date 1/8/23

Sita, IoM

Reporting of Continuously Monitored Emissions to Air for SO₂, Emission Point Primary for July, 2023



97th Percentile = 45.7
No. of valid averages = 1486



Month summary	
30 min ELV	195.6
Monthly max.	28.1
Monthly mean	2.8
Monthly min.	0
Total invalid	0
Sum > ELV	0
Daily ELV	39.7
Monthly max	0
No. invalid days	0
No. > ELV	0
No. report days	31



Data is as processed without repairs.


Signature

[Signature]
authorised to sign on behalf of the company

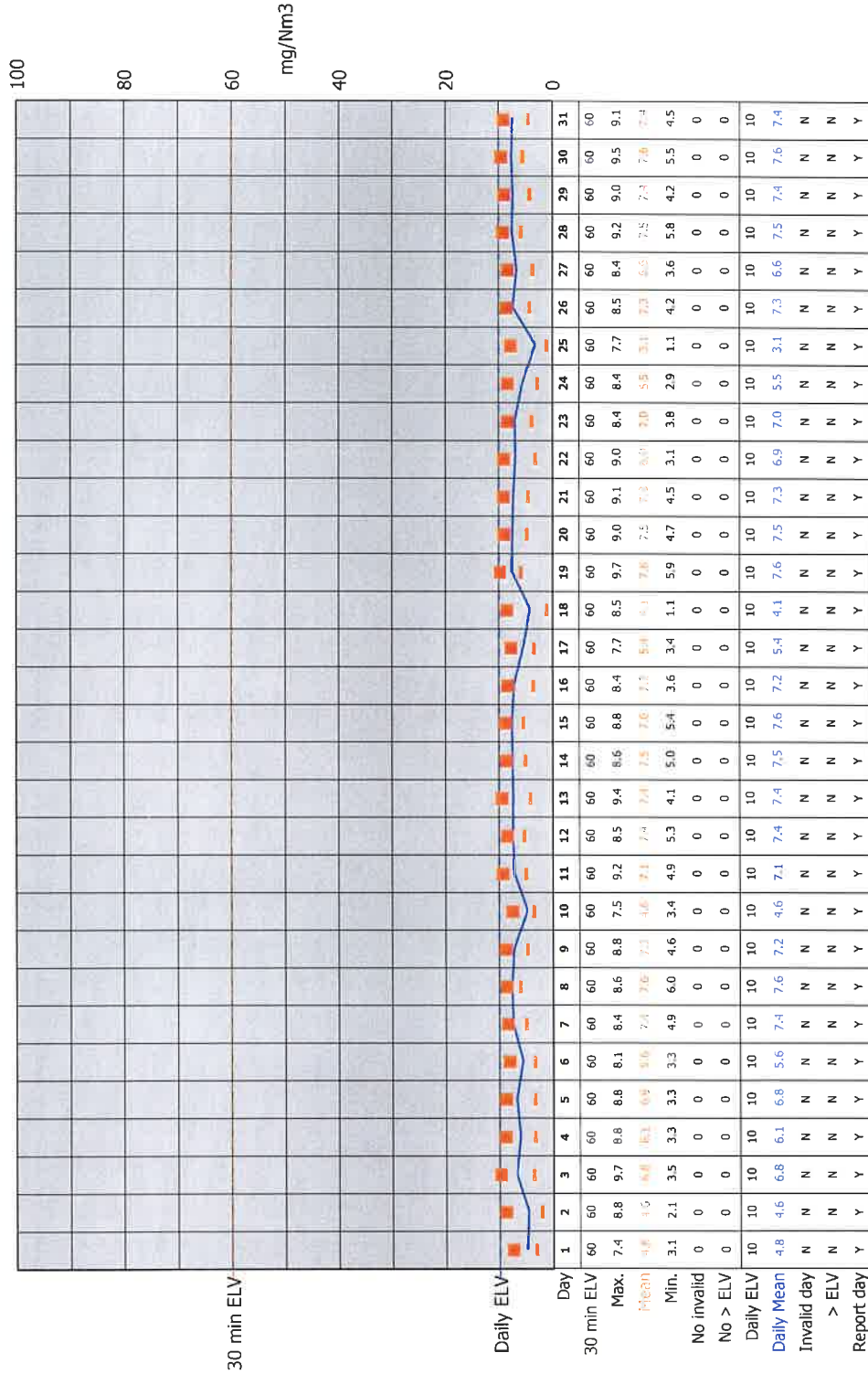
Date

1/8/23

Reporting of Continuously Monitored Emissions to Air for HCl, Emission Point Primary for July, 2023



97th Percentile = 8.5
 No. of valid averages = 1486

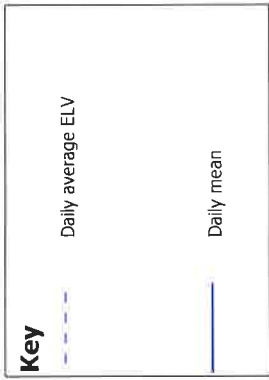


Month summary	
30 min ELV	9.7
Monthly max.	6.6
Monthly mean	1.1
Monthly min.	0
Total invalid	0
Sum > ELV	0
Daily ELV	
Monthly max	7.6
No. invalid days	0
No. > ELV	0
No. report days	31

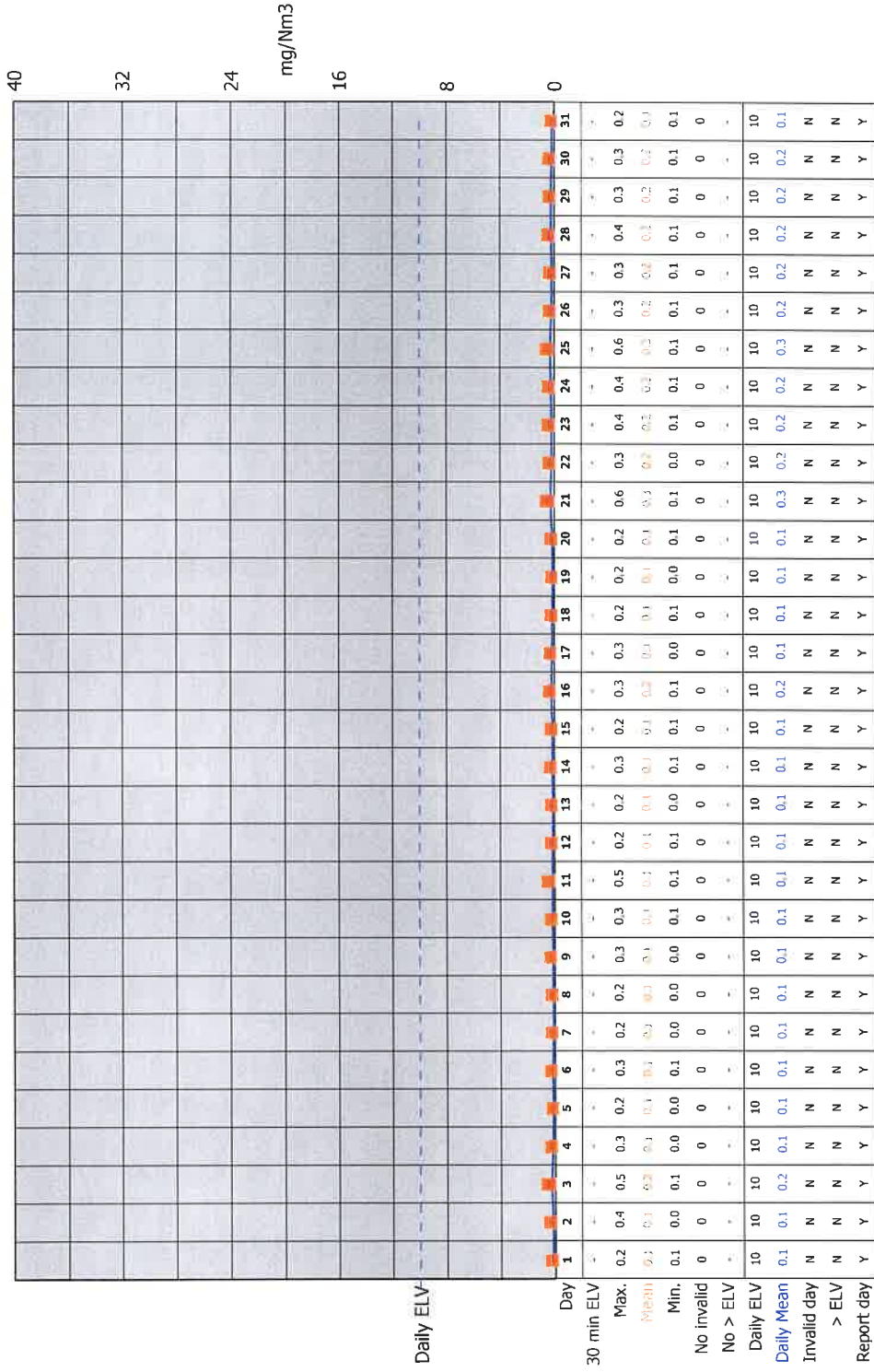
Data is as processed without repairs.

Signature RLB
 authorised to sign on behalf of the company
 Date 1/8/23

Reporting of Continuously Monitored Emissions to Air for NH₃, Emission Point Primary for July, 2023



97th Percentile = 0.3
No. of valid averages = 1486



Month summary	
30 min ELV	0.6
Monthly max.	0.6
Monthly mean	0.1
Monthly min.	0.0
Total invalid	0
Sum > ELV	0
Daily ELV	
Monthly max	0.3
No. invalid days	0
No. > ELV	0
No. report days	31

Data is as processed without repairs.

Signature _____
authorised to sign on behalf of the company

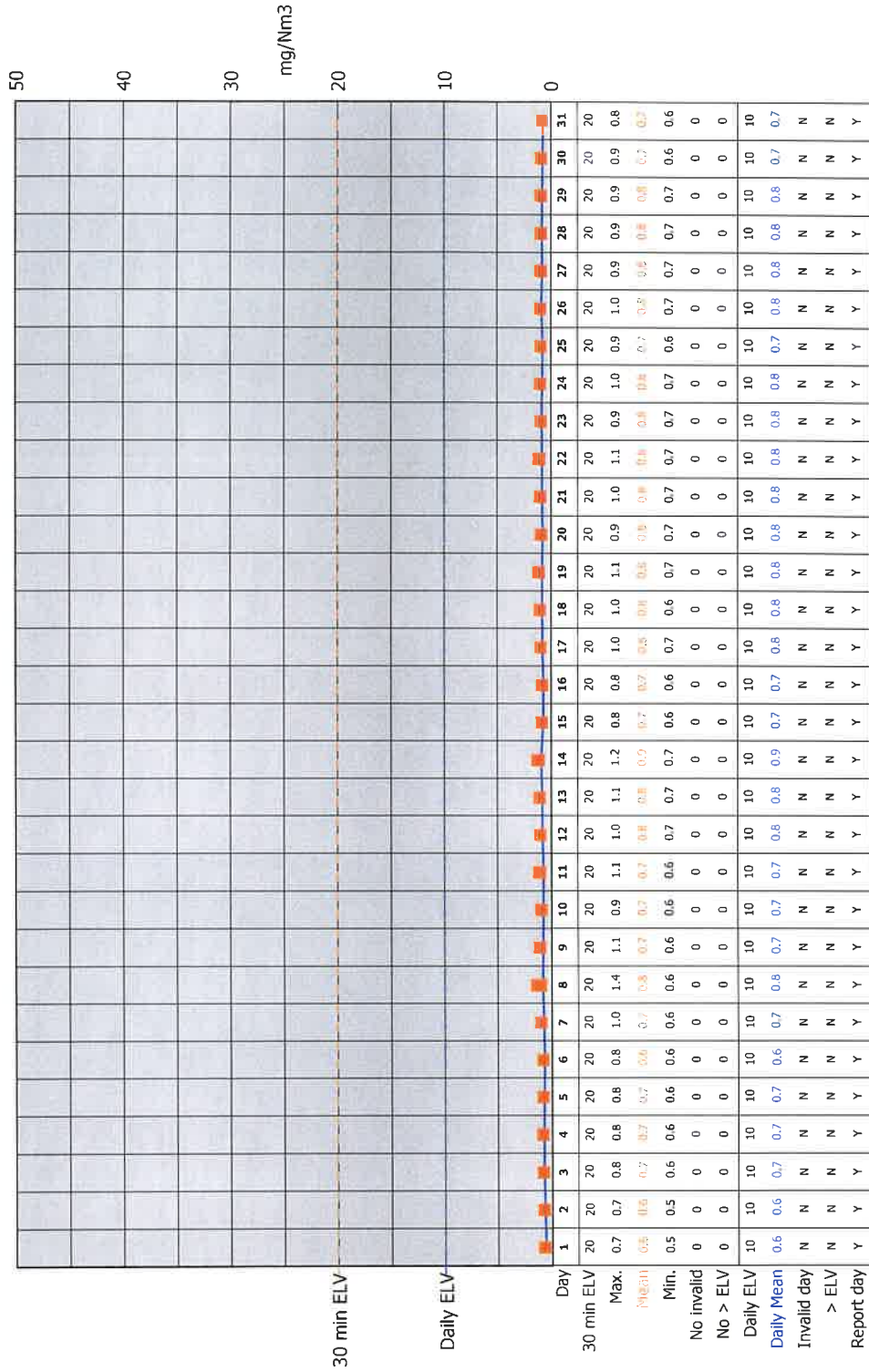
Date _____
18/23

Sita, IoM

Reporting of Continuously Monitored Emissions to Air for TOC, Emission Point Primary for July, 2023

Key	
	Daily average ELV
	30 min. average ELV
	Mean 30 min. average
	Max. 30 min average
	Min. 30 min average
	Daily mean

97th Percentile = 1.0
No. of valid averages = 1486



Month summary	
30 min ELV	1.4
Monthly max.	0.7
Monthly mean	0.5
Monthly min.	0
Total invalid	0
Sum > ELV	0
Daily ELV	
Monthly max	0.9
No. invalid days	0
No. > ELV	0
No. report days	31









Data is as processed without repairs.

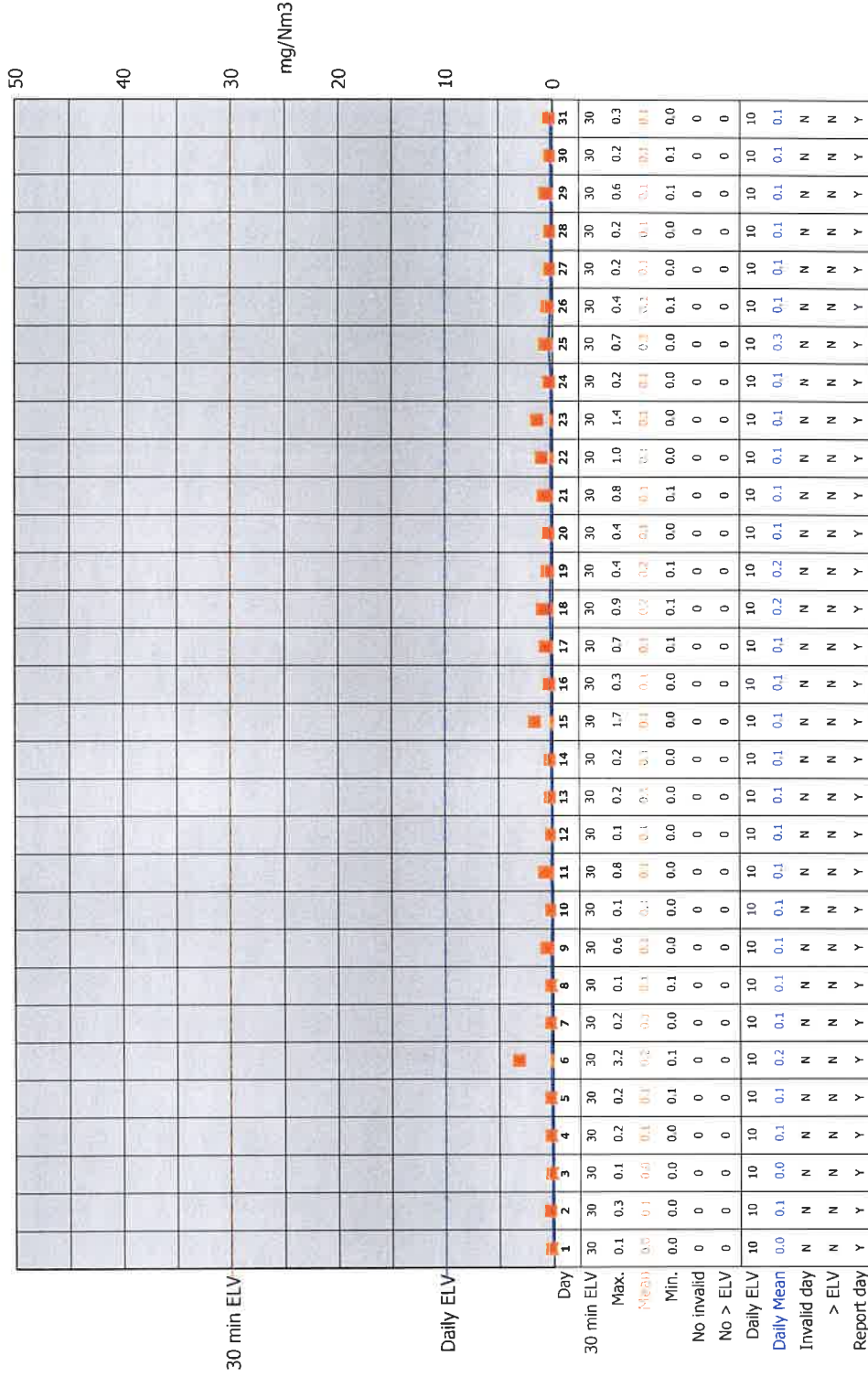
Signature *RUE*
 authorised to sign on behalf of the company
 Date 1/8/23

Sita, IoM

Reporting of Continuously Monitored Emissions to Air for Dust, Emission Point Primary for July, 2023

Key	
	Daily average ELV
	30 min. average ELV
	Mean 30 min. average
	Max. 30 min average
	Min. 30 min average
	Daily mean

97th Percentile = 0.3
No. of valid averages = 1486



Month summary	
30 min ELV	0.3
Monthly max.	3.2
Monthly mean	0.1
Monthly min.	0.0
Total invalid	0
Sum > ELV	0
Daily ELV	0.3
Monthly max	0.3
No. invalid days	0
No. > ELV	0
No. report days	31



Data is as processed without repairs.

Signature  authorised to sign on behalf of the company

Date 1/8/23