
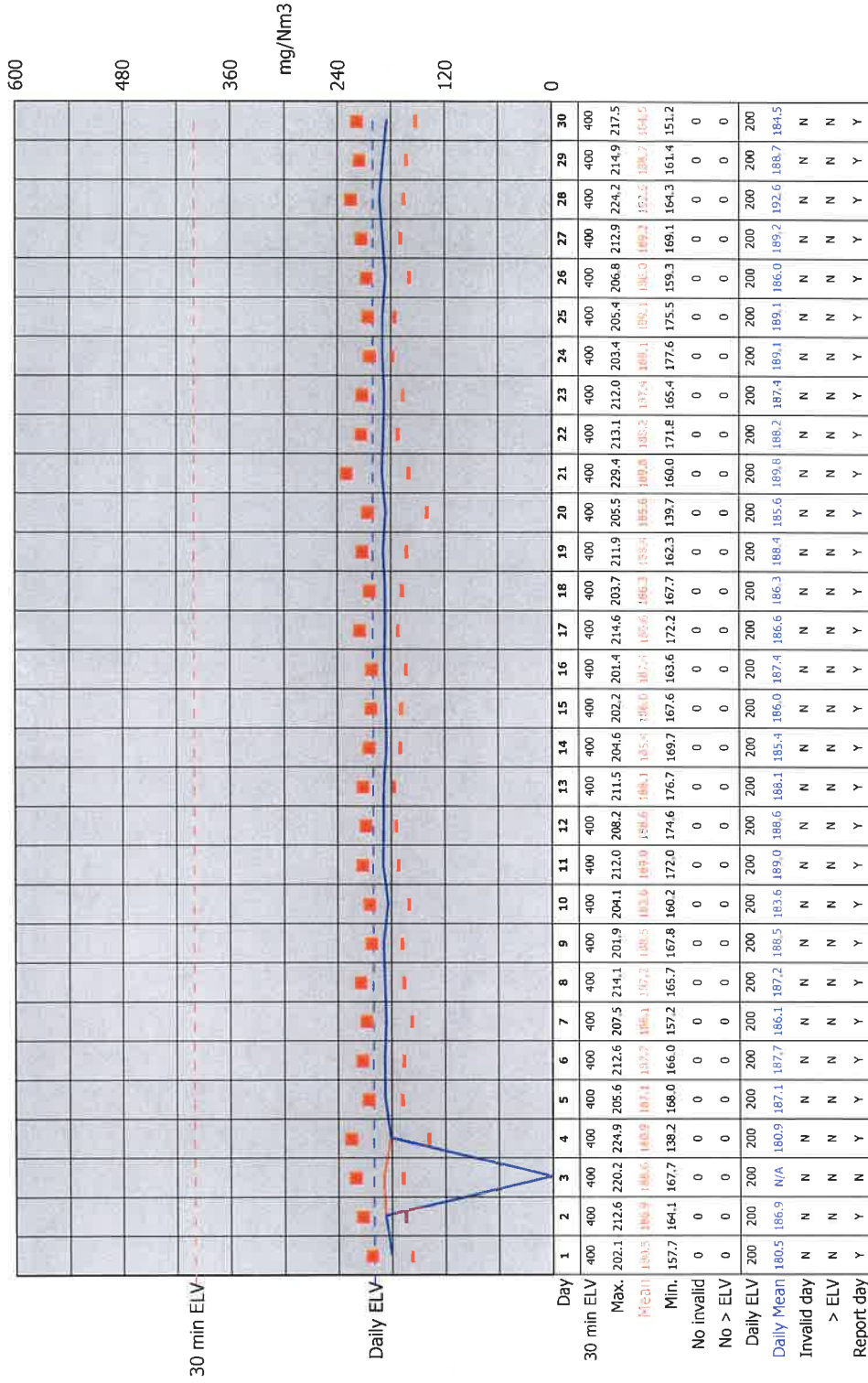


## Reporting of Continuously Monitored Emissions to Air for NO<sub>x</sub>, Emission Point Primary for June, 2023



97th Percentile = 206.8  
 No. of valid averages = 1428



Month summary	
30 min ELV	
Monthly max.	229.4
Monthly mean	187.1
Monthly min.	138.2
Total invalid	0
Sum > ELV	0
Daily ELV	
Monthly max	192.6
No. invalid days	0
No. > ELV	0
No. report days	29

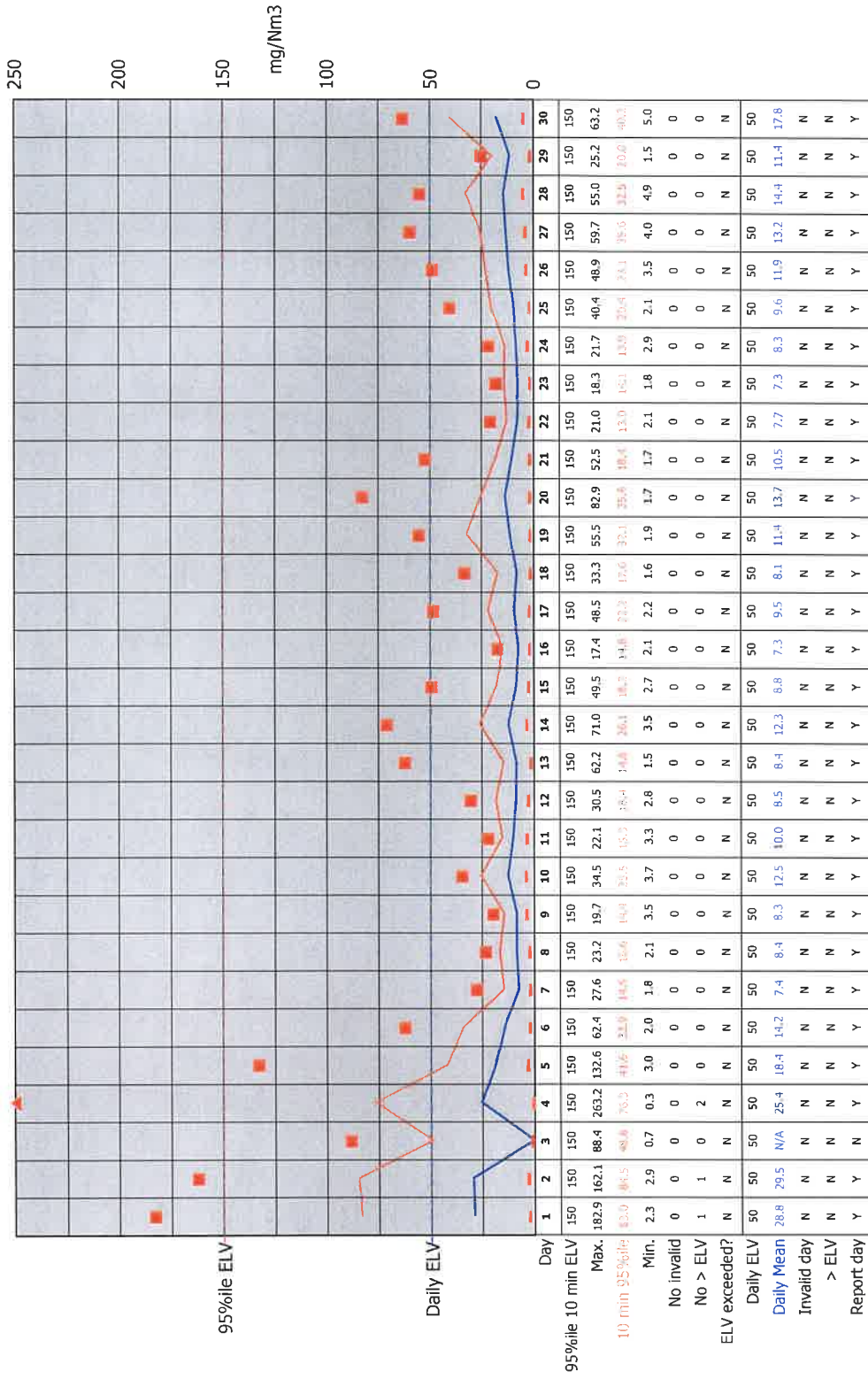



Data is as processed without repairs.

Signature: [Signature]  
 authorised to sign on behalf of the company  
 Date: 12/7/23

Sita, IoM

## Reporting of Continuously Monitored Emissions to Air for CO, Emission Point Primary for June, 2023



Month summary	
10 minute data	
Monthly max.	263.2
Monthly mean	12.7
Monthly min.	0.3
Total invalid	0
Sum > ELV	4
Daily ELV	
Monthly max	29.5
No. invalid days	0
No. > ELV	0
No. report days	29




Data is as processed without repairs.


Signature  authorised to sign on behalf of the company

Date 12/7/23

## Reporting of Continuously Monitored Emissions to Air for SO<sub>2</sub>, Emission Point Primary for June, 2023



97th Percentile = 49.8  
No. of valid averages = 1428



Month summary	
30 min ELV	146.2
Monthly max.	25.8
Monthly mean	0.6
Monthly min.	0
Total invalid	0
Sum > ELV	0
Daily ELV	
Monthly max	40.3
No. invalid days	0
No. > ELV	0
No. report days	29




Data is as processed without repairs.

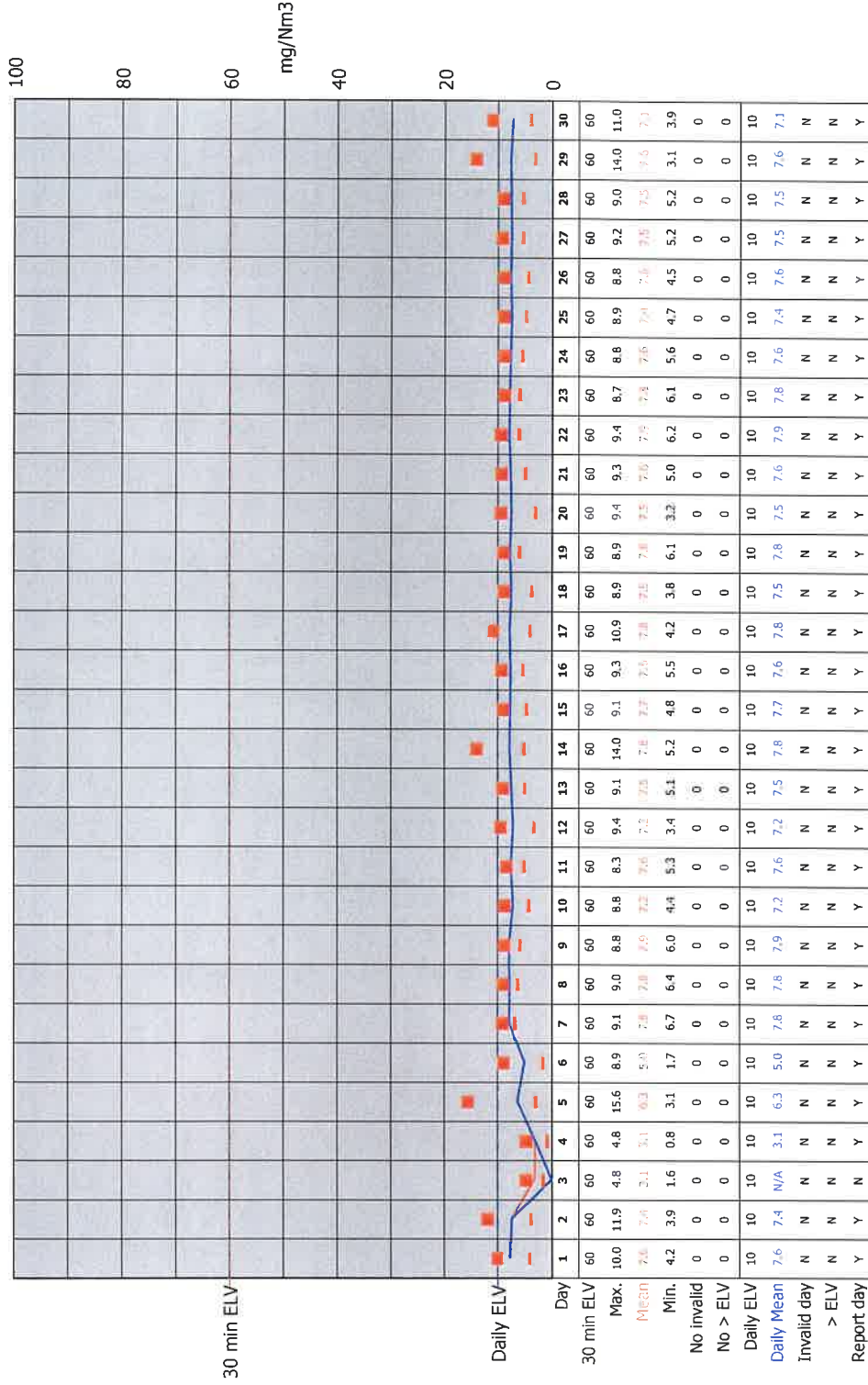
Signature *[Signature]*  
authorised to sign on behalf of the company

Date 12/7/23

## Reporting of Continuously Monitored Emissions to Air for HCl, Emission Point Primary for June, 2023



97th Percentile = 8.9  
 No. of valid averages = 1428



Month summary	
30 min ELV	15.6
Monthly max.	7.2
Monthly mean	0.8
Monthly min.	0
Total invalid	0
Sum > ELV	0
Daily ELV	7.9
Monthly max	0
No. invalid days	0
No. > ELV	0
No. report days	29

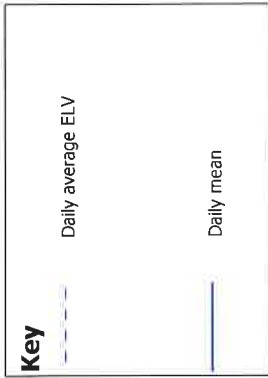
Data is as processed without repairs.

Signature RLK  
 authorised to sign on behalf of the company

Date 12/7/23

Sita, IoM

## Reporting of Continuously Monitored Emissions to Air for NH<sub>3</sub>, Emission Point Primary for June, 2023



97th Percentile = 0.2  
No. of valid averages = 1428

Day	1	2	3	4	5	6	7	8	9	10	11	12	13	14	15	16	17	18	19	20	21	22	23	24	25	26	27	28	29	30
30 min ELV	0.1	0.4	0.4	0.3	0.0	0.1	0.2	0.2	0.1	0.1	0.2	0.3	0.3	0.3	0.2	0.2	0.4	0.2	0.2	0.5	0.2	0.1	0.1	0.1	0.2	0.2	0.2	0.2	0.1	0.2
Max.	0.1	0.4	0.4	0.3	0.0	0.1	0.2	0.2	0.1	0.1	0.2	0.3	0.3	0.3	0.2	0.2	0.4	0.2	0.2	0.5	0.2	0.1	0.1	0.1	0.2	0.2	0.2	0.1	0.2	
Mean	0.0	0.1	0.2	0.0	0.0	0.0	0.1	0.1	0.0	0.0	0.1	0.1	0.1	0.1	0.1	0.1	0.1	0.1	0.1	0.1	0.1	0.0	0.1	0.1	0.1	0.1	0.1	0.1	0.1	
Min.	0.0	0.0	0.0	0.0	0.0	0.0	0.0	0.0	0.0	0.0	0.0	0.0	0.0	0.0	0.0	0.0	0.0	0.0	0.0	0.0	0.0	0.0	0.0	0.0	0.0	0.0	0.0	0.0	0.0	
No invalid	0	0	0	0	0	0	0	0	0	0	0	0	0	0	0	0	0	0	0	0	0	0	0	0	0	0	0	0	0	
No > ELV	0	0	0	0	0	0	0	0	0	0	0	0	0	0	0	0	0	0	0	0	0	0	0	0	0	0	0	0	0	
Daily ELV	0.0	0.1	0.1	0.0	0.0	0.0	0.1	0.1	0.0	0.0	0.1	0.1	0.1	0.1	0.1	0.1	0.1	0.1	0.1	0.1	0.1	0.0	0.1	0.1	0.1	0.1	0.1	0.1	0.1	
Daily Mean	0.0	0.1	N/A	0.0	0.0	0.0	0.1	0.1	0.0	0.0	0.1	0.1	0.1	0.1	0.1	0.0	0.1	0.1	0.1	0.1	0.1	0.0	0.1	0.1	0.1	0.1	0.1	0.1	0.1	
Invalid day	N	N	N	N	N	N	N	N	N	N	N	N	N	N	N	N	N	N	N	N	N	N	N	N	N	N	N	N	N	
> ELV	N	N	N	N	N	N	N	N	N	N	N	N	N	N	N	N	N	N	N	N	N	N	N	N	N	N	N	N	N	
Report day	Y	Y	N	Y	Y	Y	Y	Y	Y	Y	Y	Y	Y	Y	Y	Y	Y	Y	Y	Y	Y	Y	Y	Y	Y	Y	Y	Y	Y	

Month summary	
30 min ELV	
Monthly max.	0.5
Monthly mean	0.1
Monthly min.	0.0
Total invalid	0
Sum > ELV	0
Daily ELV	
Monthly max	0.1
No. invalid days	0
No. > ELV	0
No. report days	29

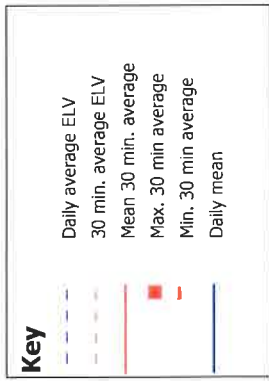


Data is as processed without repairs.

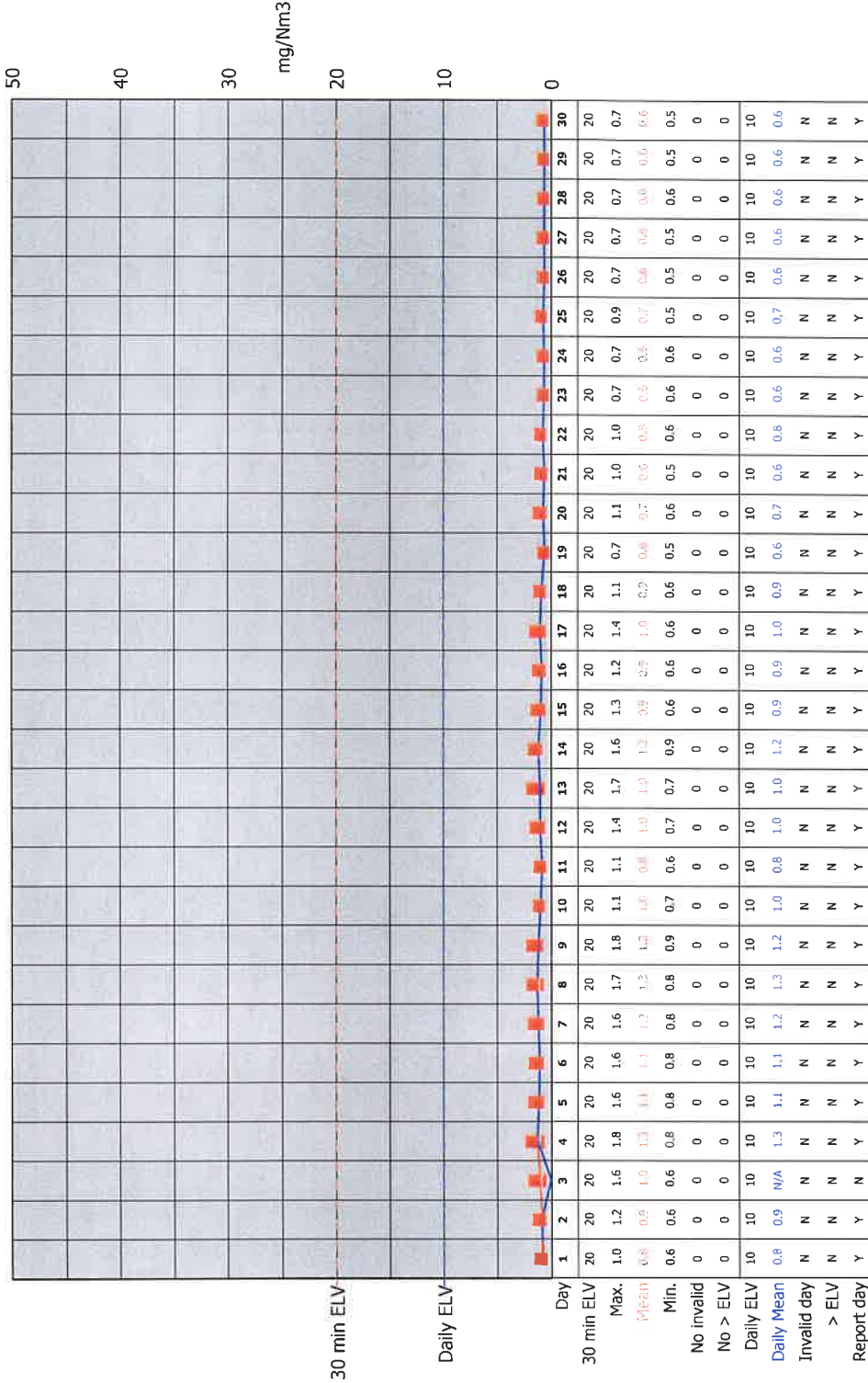
Signature *[Signature]*  
authorised to sign on behalf of the company

Date 12/1/23

## Reporting of Continuously Monitored Emissions to Air for TOC, Emission Point Primary for June, 2023



97th Percentile = 1.5  
 No. of valid averages = 1428



<b>Month summary</b>	
30 min ELV	1.8
Monthly max.	0.9
Monthly mean	0.5
Monthly min.	0
Total invalid	0
Sum > ELV	0
<b>Daily ELV</b>	
Monthly max	1.3
No. invalid days	0
No. > ELV	0
No. report days	29




Data is as processed without repairs.

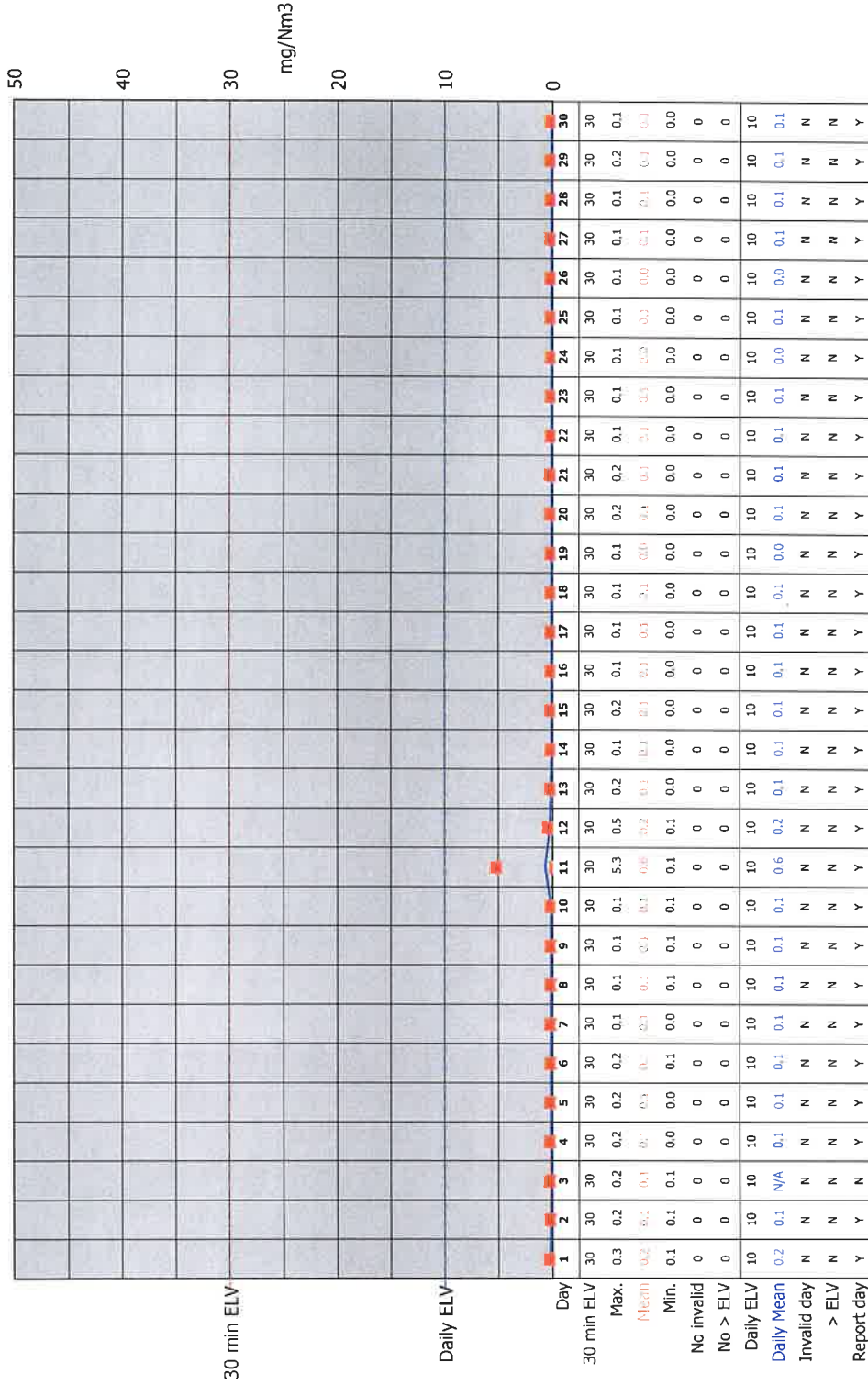
**Signature** \_\_\_\_\_ authorised to sign on behalf of the company  
 Date 12/17/23

Sita, IoM

## Reporting of Continuously Monitored Emissions to Air for Dust, Emission Point Primary for June, 2023



97th Percentile = 0.2  
No. of valid averages = 1428



Month summary	
30 min ELV	
Monthly max.	5.3
Monthly mean	0.1
Monthly min.	0.0
Total invalid	0
Sum > ELV	0
Daily ELV	
Monthly max	0.6
No. invalid days	0
No. > ELV	0
No. report days	29



Data is as processed without repairs.

Signature

authorised to sign on behalf of the company

Date

12/7/23