



Reporting of Continuously Monitored Emissions to Air for NO_x, Emission Point Primary for May, 2023



97th Percentile = 201.5
 No. of valid averages = 371



Month summary	
30 min ELV	219.0
Monthly max.	179.8
Monthly mean	116.5
Monthly min.	0
Total invalid	0
Sum > ELV	0
Daily ELV	
Monthly max	189.3
No. invalid days	0
No. > ELV	0
No. report days	6

Data is as processed without repairs.

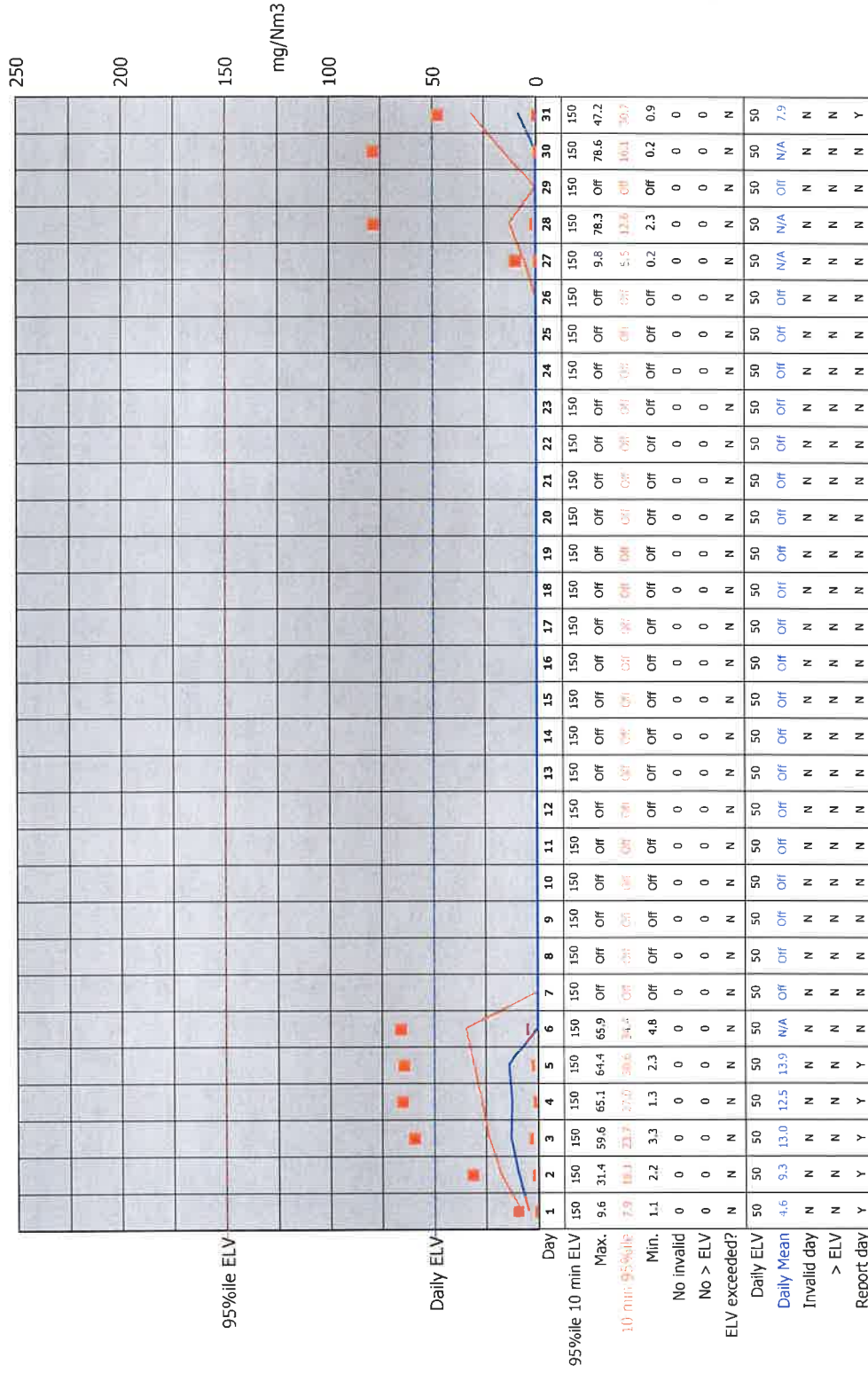

Signature

[Signature]
 authorised to sign on behalf of the company

Date

5/6/23

Reporting of Continuously Monitored Emissions to Air for CO, Emission Point Primary for May, 2023



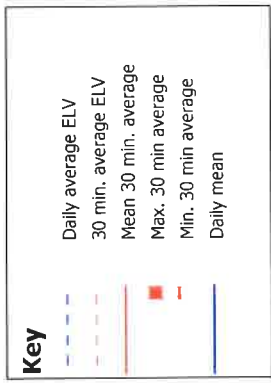
Month summary	
<i>10 minute data</i>	
Monthly max.	78.6
Monthly mean	10.3
Monthly min.	0.2
Total invalid	0
Sum > ELV	0
Daily ELV	
Monthly max	13.9
No. invalid days	0
No. > ELV	0
No. report days	6



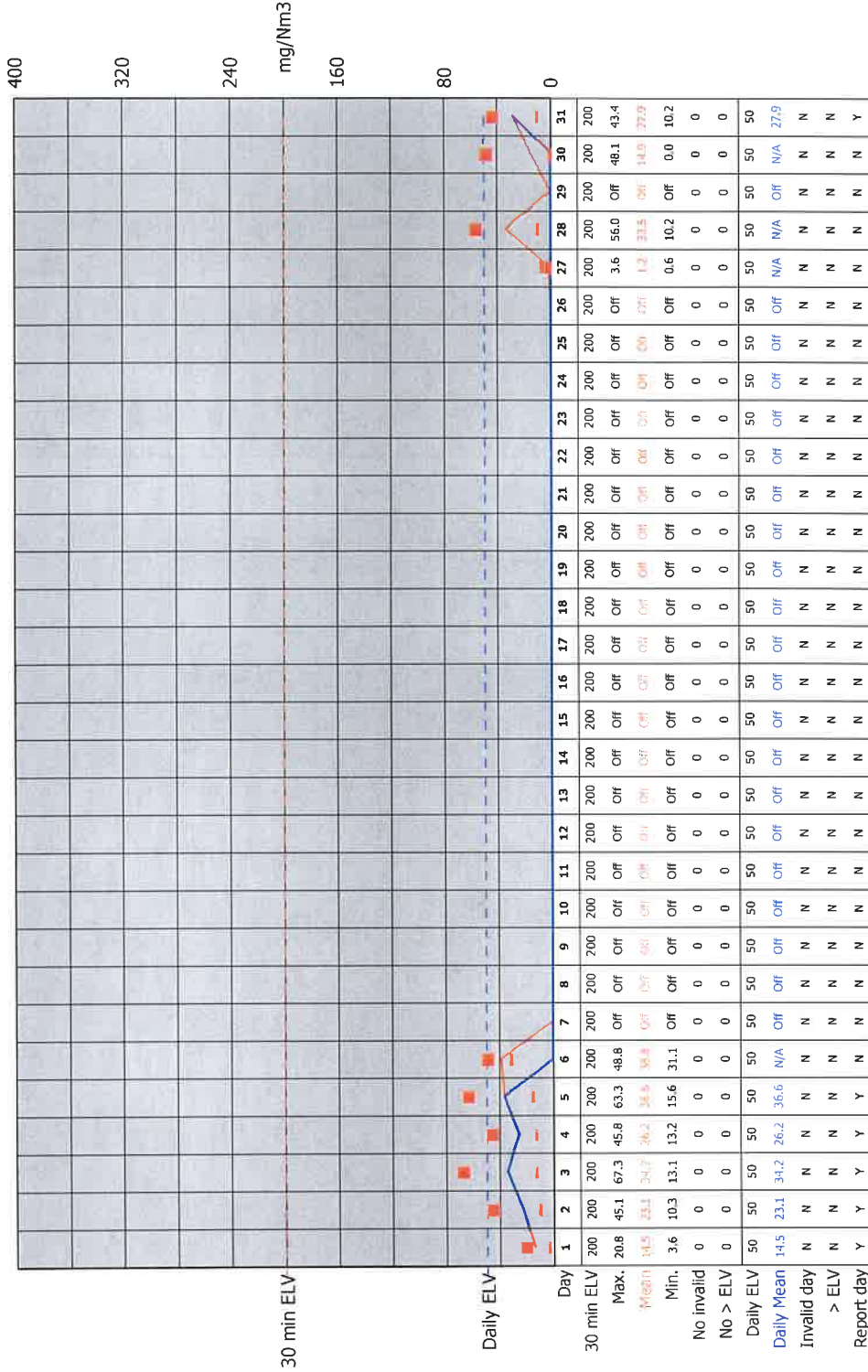
Data is as processed without repairs.

Signature _____
 authorised to sign on behalf of the company
 Date 5/6/23

Reporting of Continuously Monitored Emissions to Air for SO₂, Emission Point Primary for May, 2023



97th Percentile = 48.8
No. of valid averages = 371



Month summary	
30 min ELV	
Monthly max.	67.3
Monthly mean	26.4
Monthly min.	0.0
Total invalid	0
Sum > ELV	0
Daily ELV	
Monthly max	36.6
No. invalid days	0
No. > ELV	0
No. report days	6

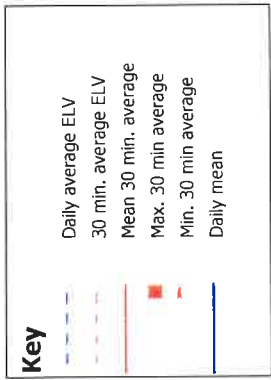


Data is as processed without repairs.

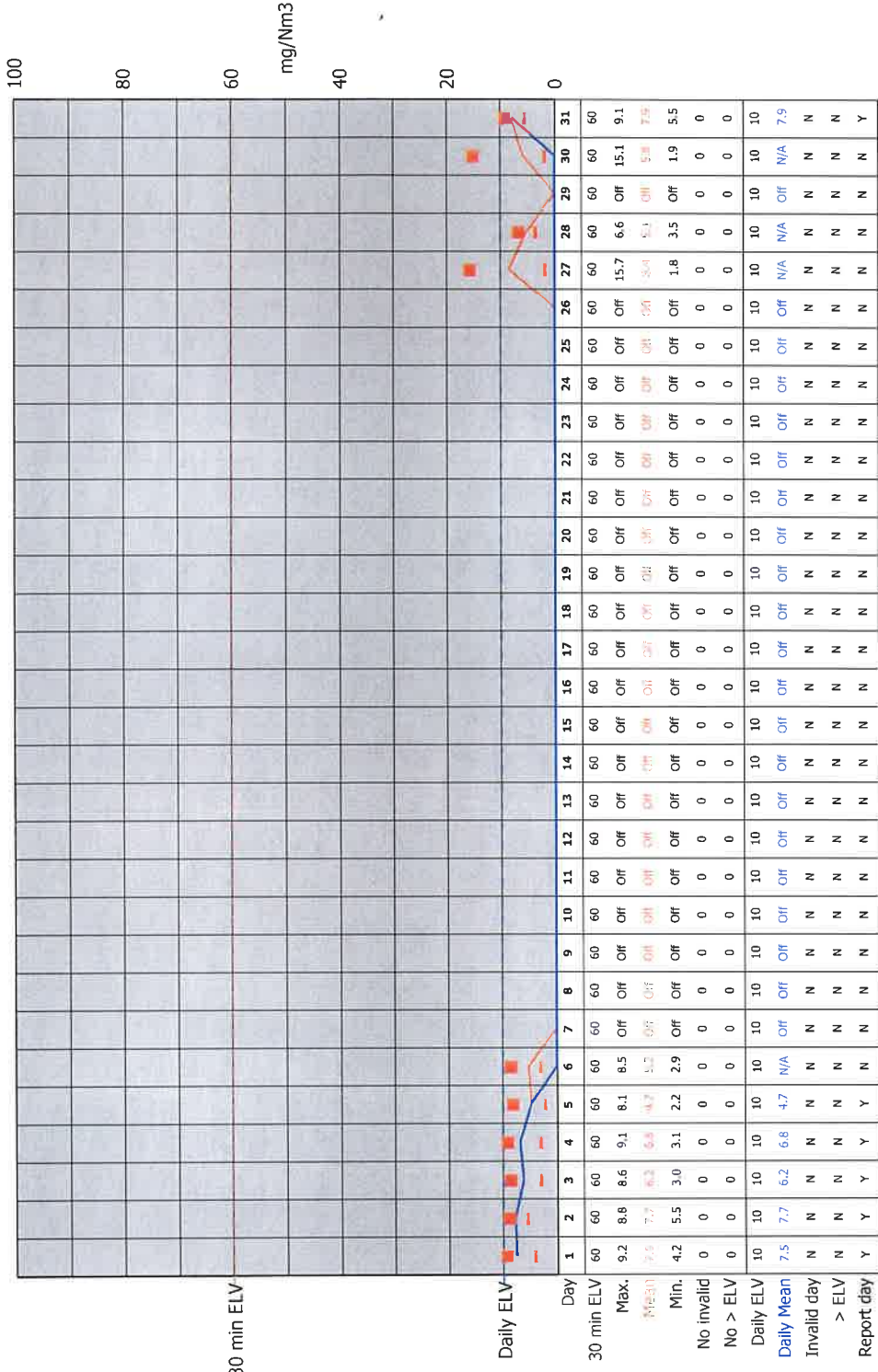
Signature: [Signature]
authorised to sign on behalf of the company

Date: 5/6/23

Reporting of Continuously Monitored Emissions to Air for HCl, Emission Point Primary for May, 2023



97th Percentile = 9.1
No. of valid averages = 371



Month summary	
30 min ELV	
Monthly max.	15.7
Monthly mean	6.6
Monthly min.	1.8
Total invalid	0
Sum > ELV	0
Daily ELV	
Monthly max	7.9
No. invalid days	0
No. > ELV	0
No. report days	6



Data is as processed without repairs.

Signature

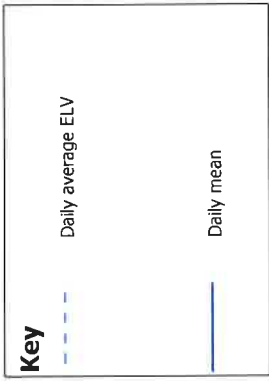
[Signature]
authorised to sign on behalf of the company

Date

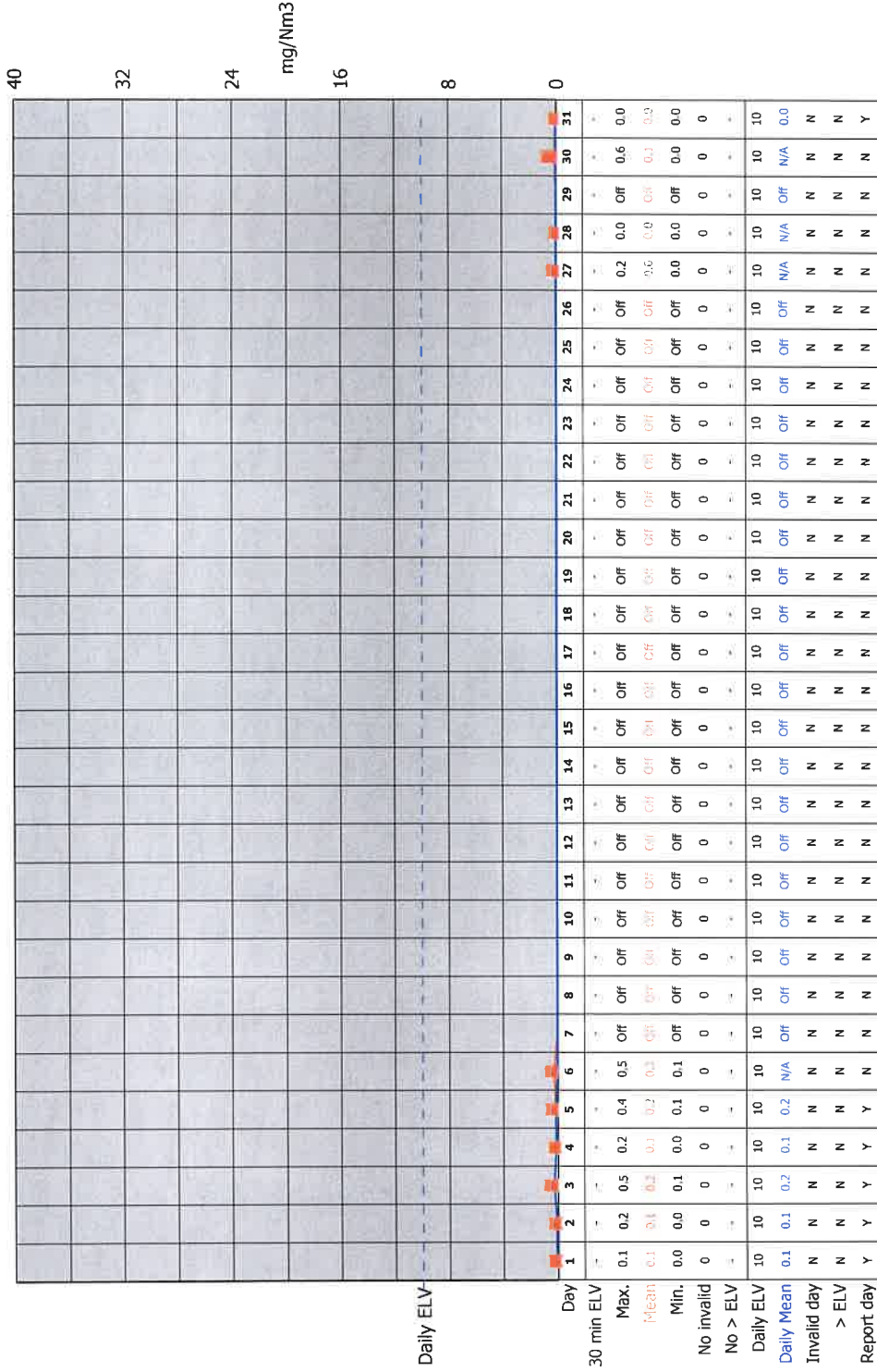
5/6/23

Sita, IoM

Reporting of Continuously Monitored Emissions to Air for NH₃, Emission Point Primary for May, 2023



97th Percentile = 0.4
No. of valid averages = 371



Month summary	
30 min ELV	
Monthly max.	0.6
Monthly mean	0.1
Monthly min.	0.0
Total invalid	0
Sum > ELV	0
Daily ELV	
Monthly max	0.2
No. invalid days	0
No. > ELV	0
No. report days	6



Data is as processed without repairs.

Signature


authorised to sign on behalf of the company

Date

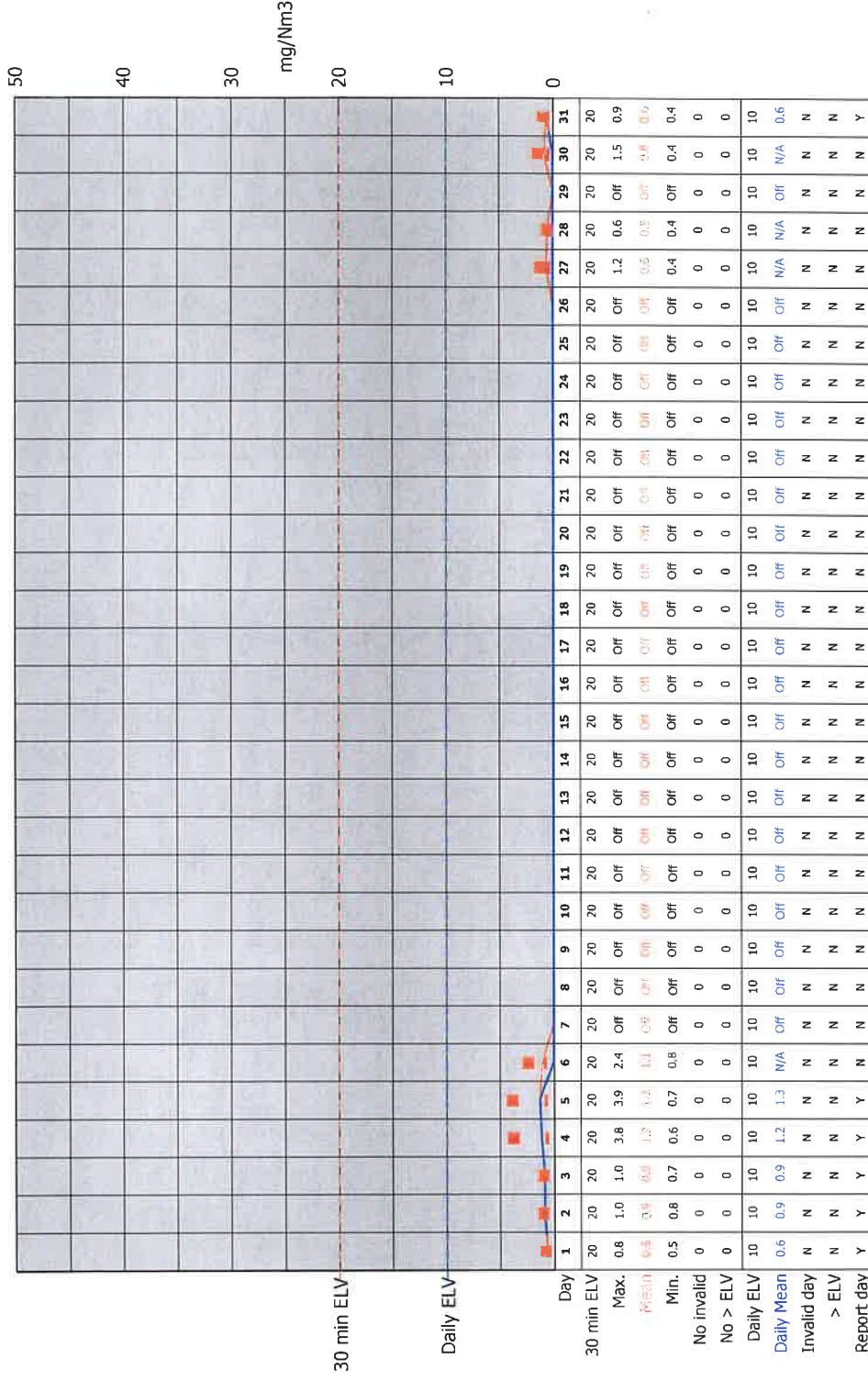
5/16/23

Sita, IoM

Reporting of Continuously Monitored Emissions to Air for TOC, Emission Point Primary for May, 2023



97th Percentile = 2.1
 No. of valid averages = 371



Month summary	
30 min ELV	3.9
Monthly max.	0.9
Monthly mean	0.4
Monthly min.	0
Total invalid	0
Sum > ELV	0
Daily ELV	
Monthly max	1.3
No. invalid days	0
No. > ELV	0
No. report days	6



Data is as processed without repairs.


Signature

[Signature]
 authorised to sign on behalf of the company

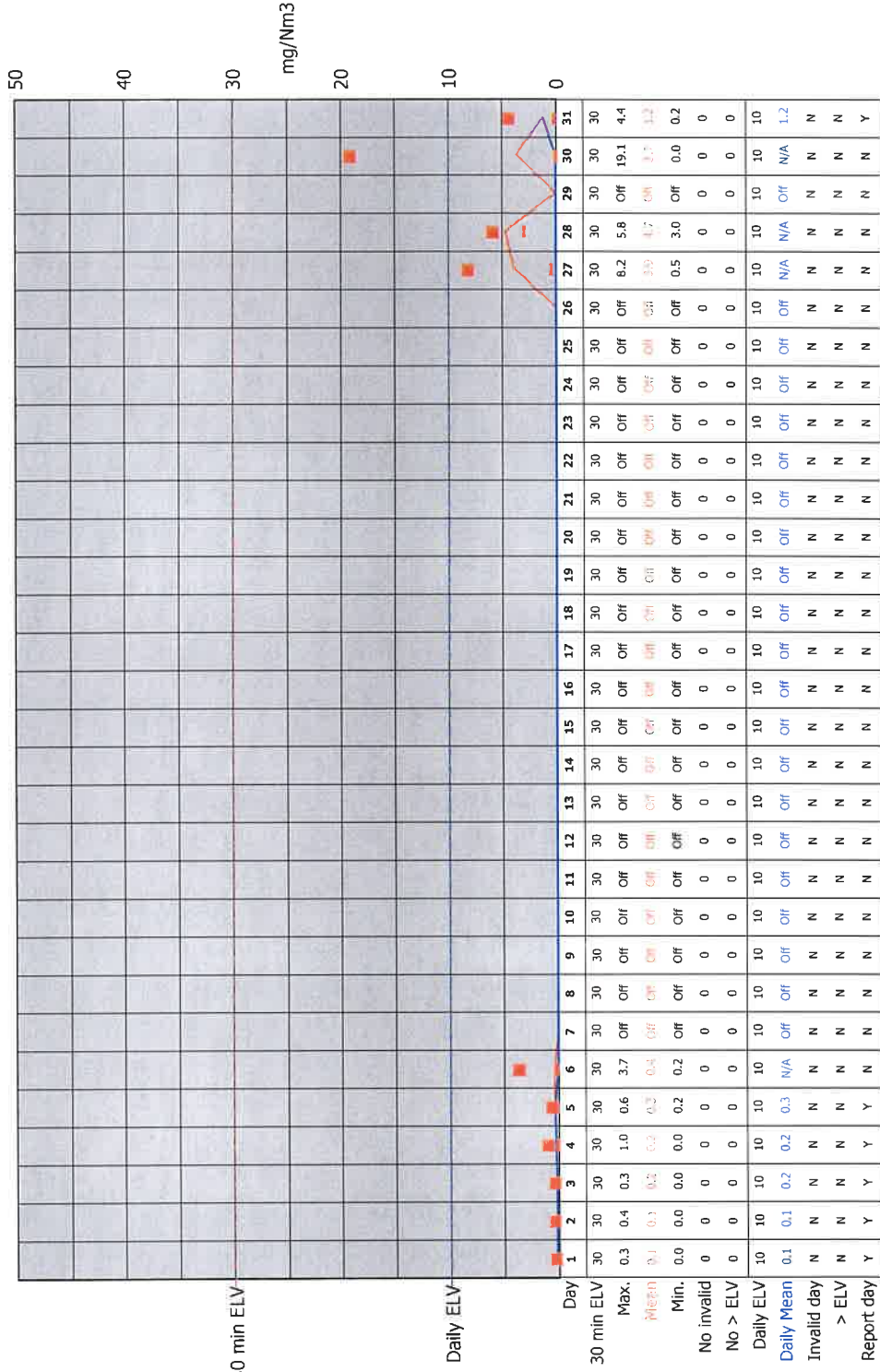
Date

5/16/23

Reporting of Continuously Monitored Emissions to Air for Dust, Emission Point Primary for May, 2023



97th Percentile = 5.1
 No. of valid averages = 371



Month summary	
30 min ELV	
Monthly max.	19.1
Monthly mean	0.8
Monthly min.	0.0
Total invalid	0
Sum > ELV	0
Daily ELV	
Monthly max	1.2
No. invalid days	0
No. > ELV	0
No. report days	6



Data is as processed without repairs.

Signature _____
 authorised to sign on behalf of the company

Date 5/6/23