
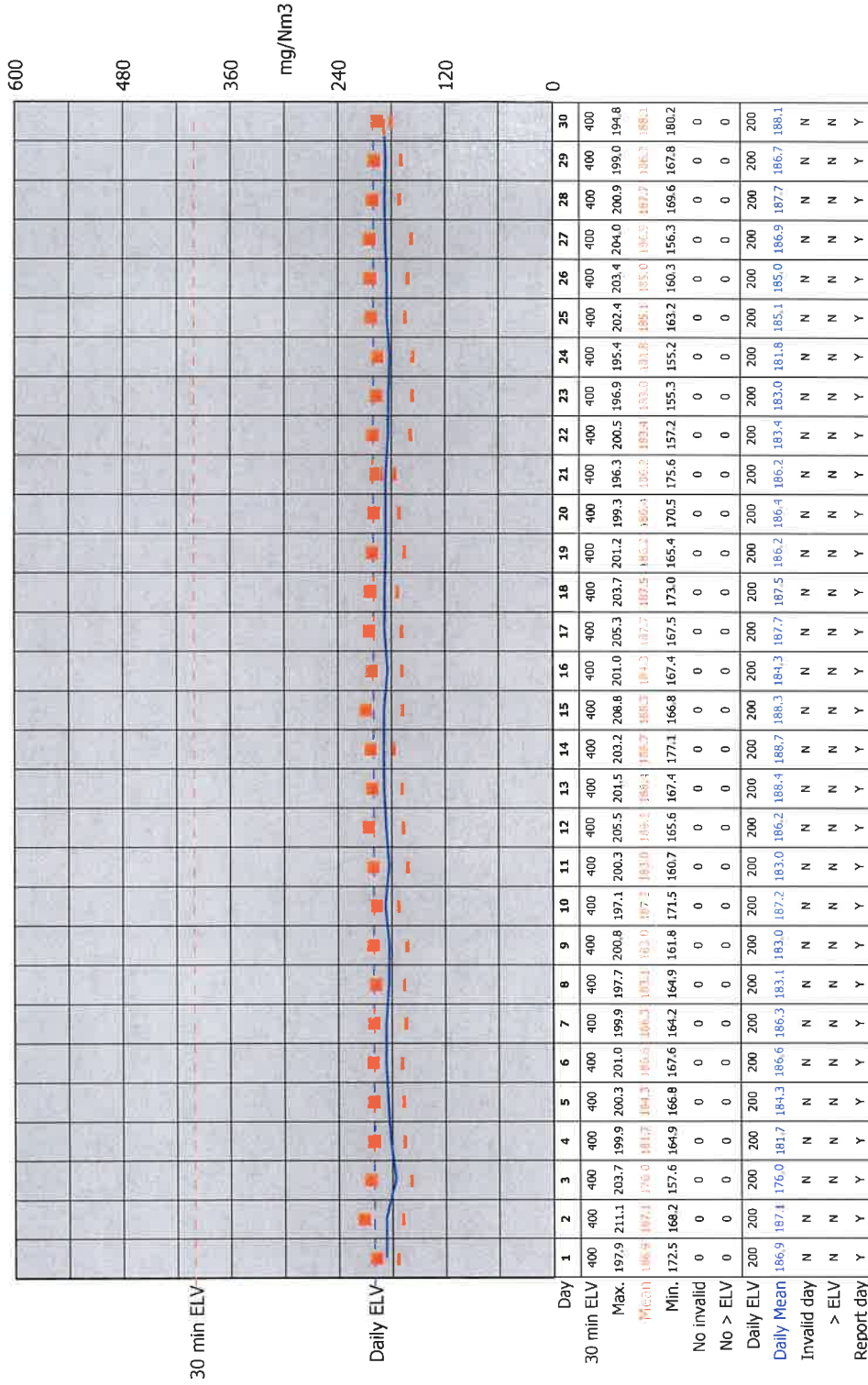


## Reporting of Continuously Monitored Emissions to Air for NO<sub>x</sub>, Emission Point Primary for April, 2023



97th Percentile = 199.3  
No. of valid averages = 1440



Month summary	
30 min ELV	
Monthly max.	211.1
Monthly mean	185.4
Monthly min.	155.2
Total invalid	0
Sum > ELV	0
<b>Daily ELV</b>	
Monthly max	188.7
No. invalid days	0
No. > ELV	0
No. report days	30

Data is as processed without repairs.

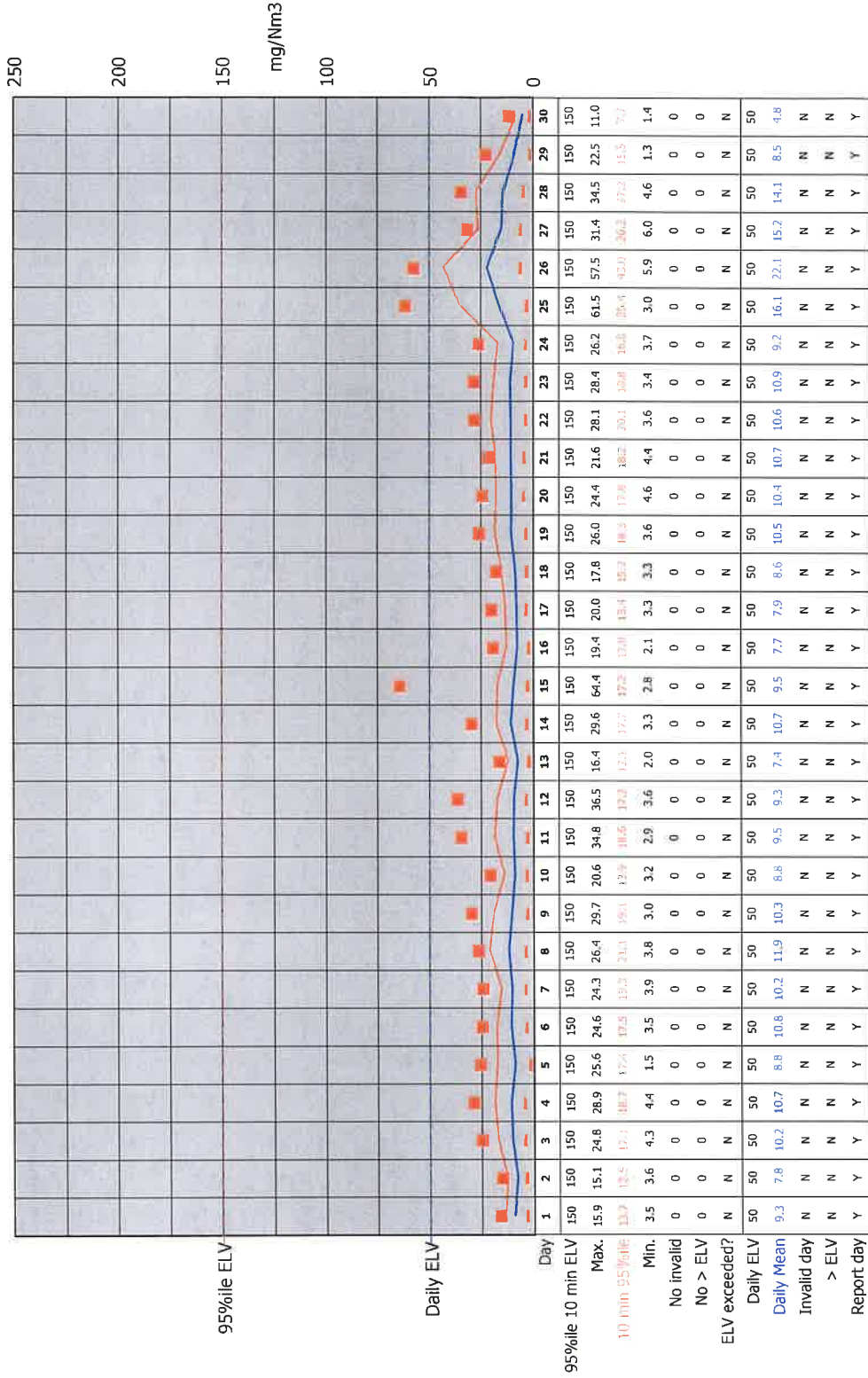

Signature

*[Signature]*  
authorised to sign on behalf of the company

Date

*2/5/23*

## Reporting of Continuously Monitored Emissions to Air for CO, Emission Point Primary for April, 2023



Month summary	
<i>10 minute data</i>	
Monthly max.	64.4
Monthly mean	10.4
Monthly min.	1.3
Total invalid	0
Sum > ELV	0
<b>Daily ELV</b>	
Monthly max	22.1
No. invalid days	0
No. > ELV	0
No. report days	30




Data is as processed without repairs.

Signature

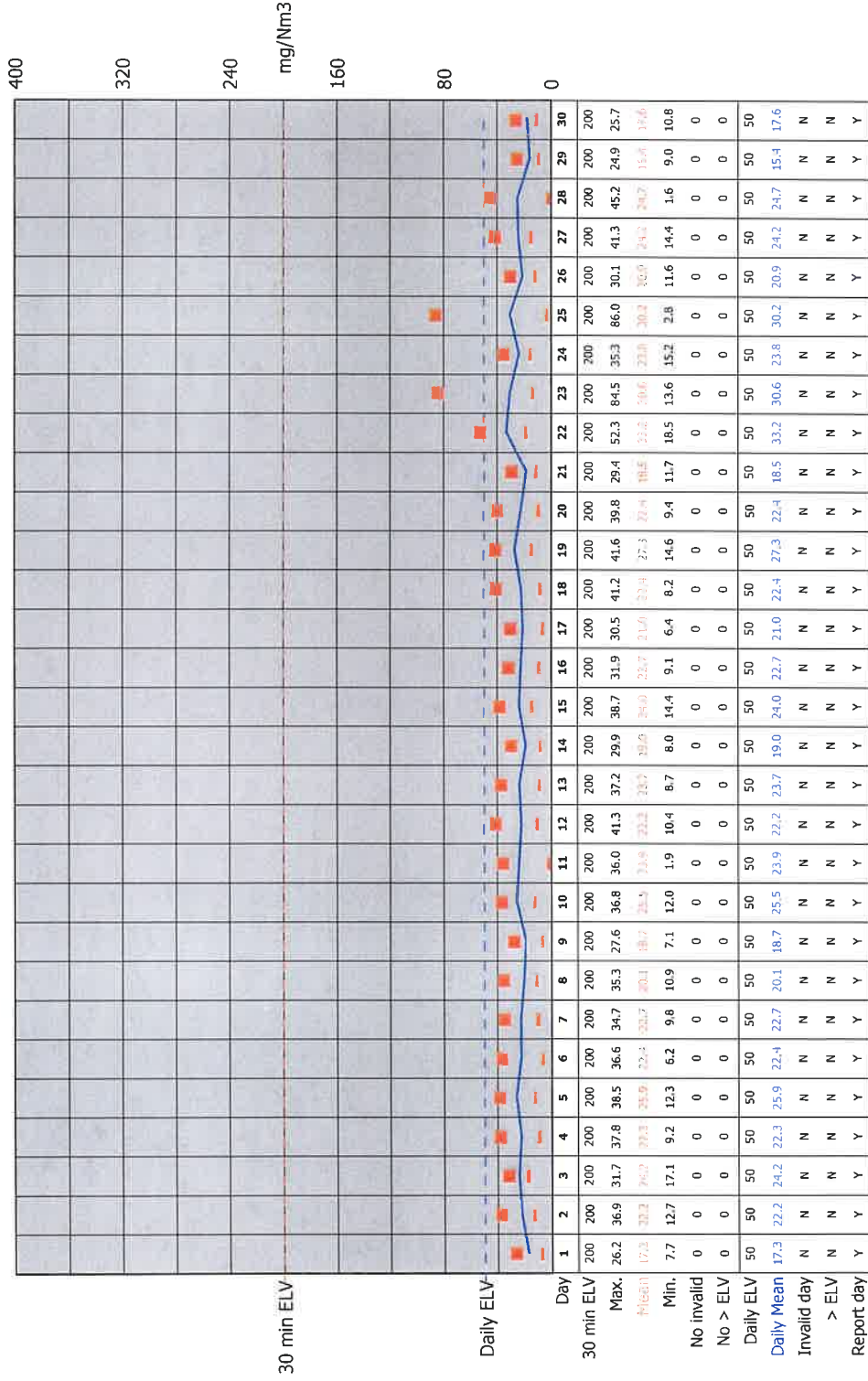
*[Signature]*  
authorised to sign on behalf of the company

Date 25/03

## Reporting of Continuously Monitored Emissions to Air for SO<sub>2</sub>, Emission Point Primary for April, 2023



97th Percentile = 38.5  
No. of valid averages = 1440



<b>Month summary</b>	
30 min ELV	86.0
Monthly max.	23.0
Monthly mean	1.6
Monthly min.	0
Total invalid	0
Sum > ELV	0
<b>Daily ELV</b>	
Monthly max	33.2
No. invalid days	0
No. > ELV	0
No. report days	30

Data is as processed without repairs.

Signature


authorised to sign on behalf of the company

Date

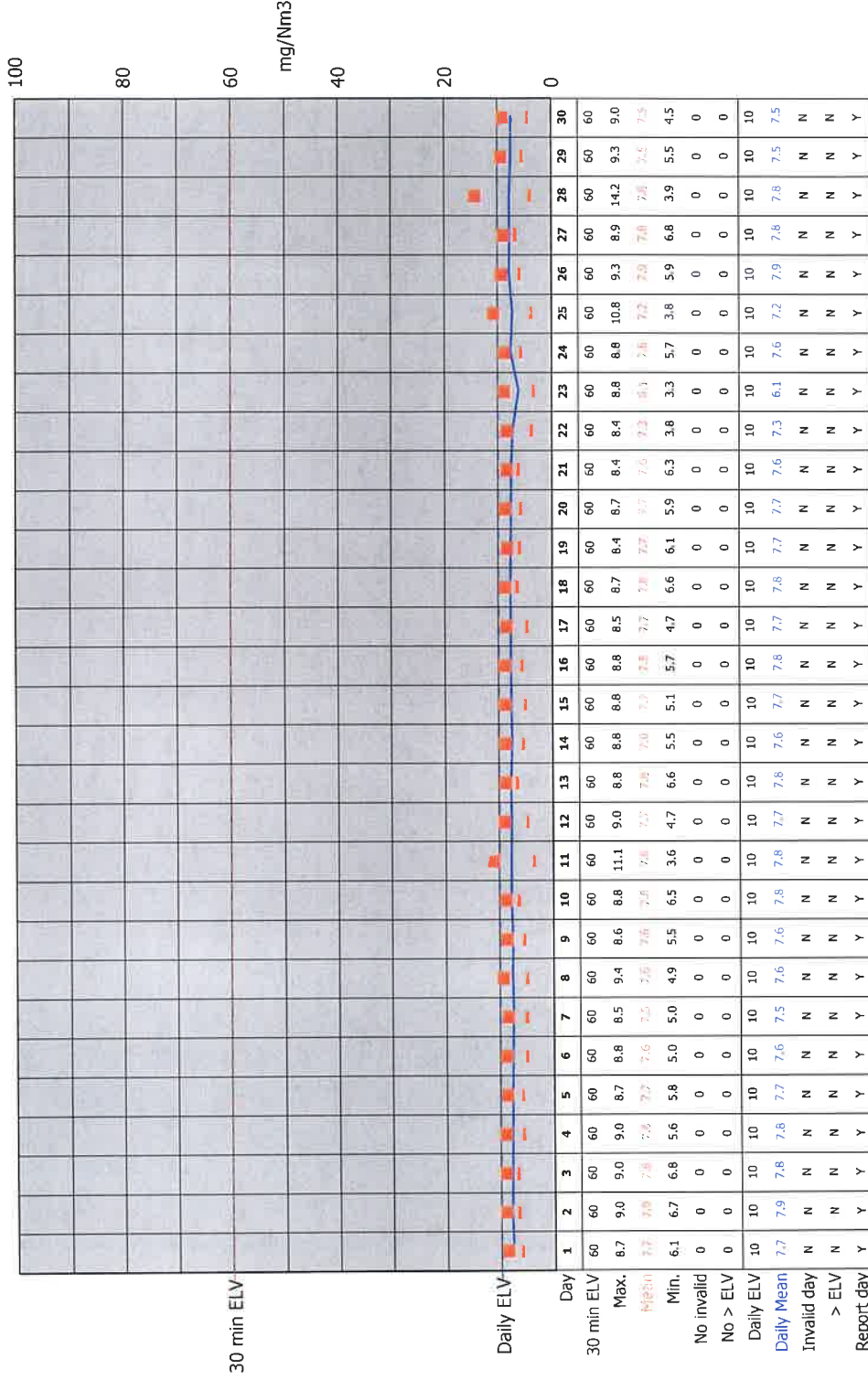
2/5/23

Sita, IoM

## Reporting of Continuously Monitored Emissions to Air for HCl, Emission Point Primary for April, 2023



97th Percentile = 8.8  
 No. of valid averages = 1440



Month summary	
30 min ELV	
Monthly max.	14.2
Monthly mean	7.6
Monthly min.	3.3
Total invalid	0
Sum > ELV	0
Daily ELV	
Monthly max	7.9
No. invalid days	0
No. > ELV	0
No. report days	30



Data is as processed without repairs.

Signature


*[Signature]*  
 authorised to sign on behalf of the company

Date

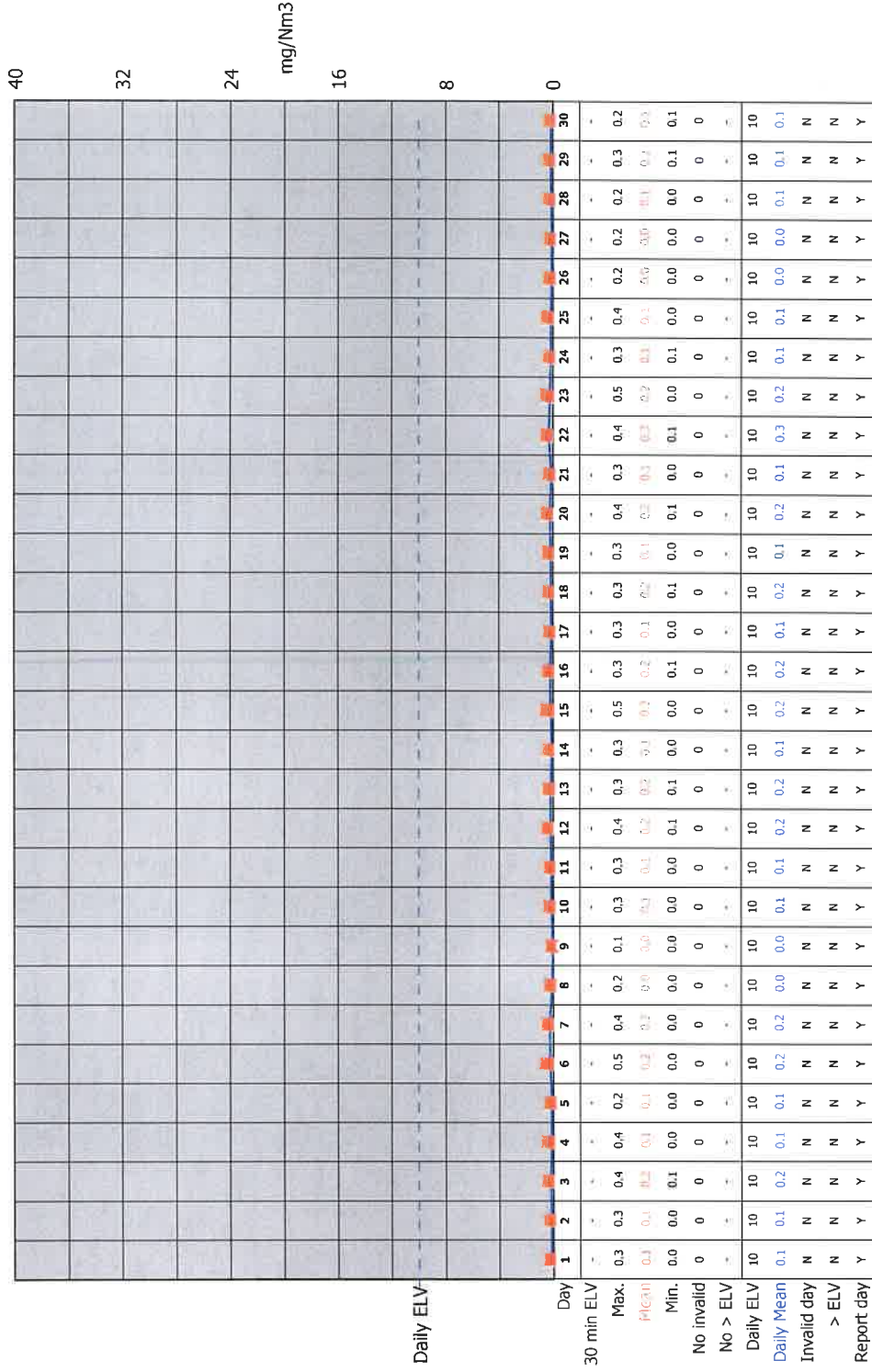
*25/7/23*



## Reporting of Continuously Monitored Emissions to Air for NH<sub>3</sub>, Emission Point Primary for April, 2023



97th Percentile = 0.4  
No. of valid averages = 1440



Month summary	
30 min ELV	0.5
Monthly max.	0.1
Monthly mean	0.0
Monthly min.	0
Total invalid	0
Sum > ELV	0
Daily ELV	0.3
Monthly max	0
No. invalid days	0
No. > ELV	0
No. report days	30

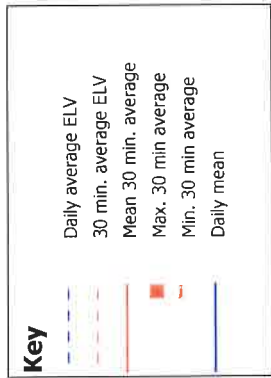


Data is as processed without repairs.

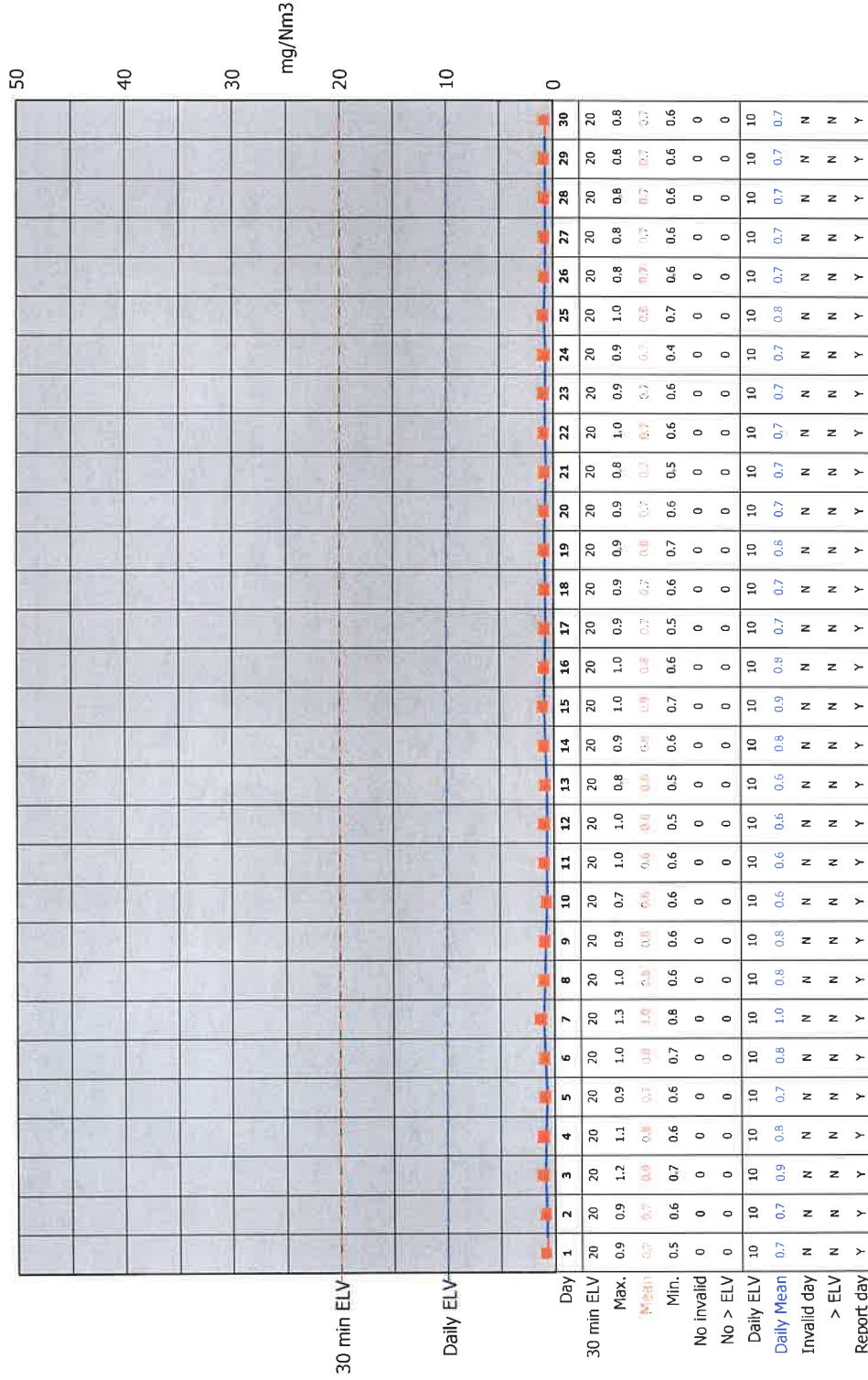
Signature PLos authorised to sign on behalf of the company  
Date 21/5/23

Sita, IoM

## Reporting of Continuously Monitored Emissions to Air for TOC, Emission Point Primary for April, 2023




97th Percentile = 1.0  
No. of valid averages = 1440



Month summary	
30 min ELV	1.3
Monthly max.	0.7
Monthly mean	0.4
Monthly min.	0
Total invalid	0
Sum > ELV	0
Daily ELV	1.0
Monthly max	0
No. invalid days	0
No. > ELV	0
No. report days	30



Data is as processed without repairs.

Signature  authorised to sign on behalf of the company

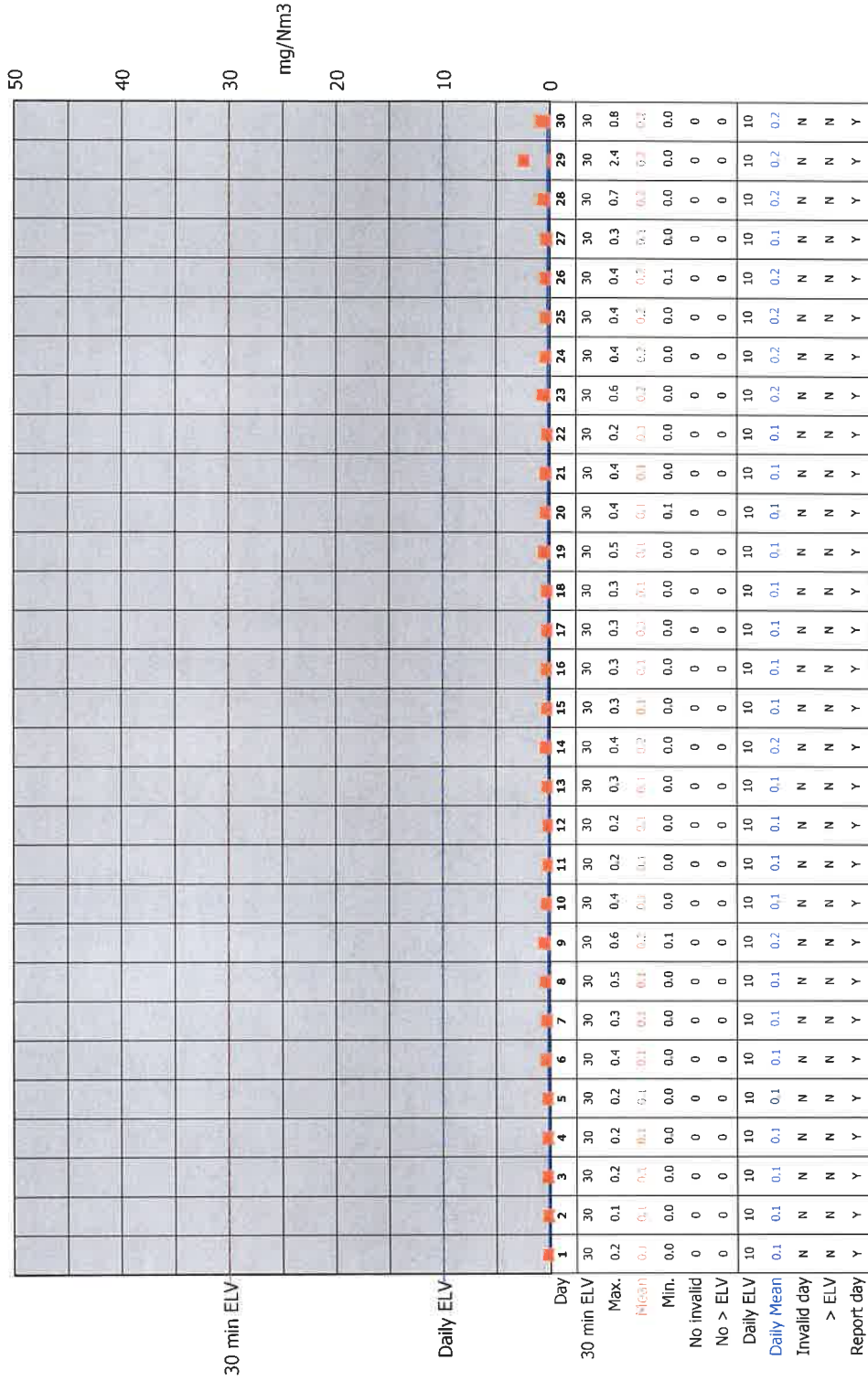
Date 21/5/23

Sita, IoM

## Reporting of Continuously Monitored Emissions to Air for Dust, Emission Point Primary for April, 2023

Key	
	Daily average ELV
	30 min. average ELV
	Mean 30 min. average
	Max. 30 min average
	Min. 30 min average
	Daily mean

97th Percentile = 0.3  
No. of valid averages = 1440



Month summary	
<b>30 min. ELV</b>	
Monthly max.	2.4
Monthly mean	0.1
Monthly min.	0.0
Total invalid	0
Sum > ELV	0
<b>Daily ELV</b>	
Monthly max	0.2
No. invalid days	0
No. > ELV	0
No. report days	30



Data is as processed without repairs.

Signature

*[Handwritten Signature]*  
authorised to sign on behalf of the company

Date

2/5/23