
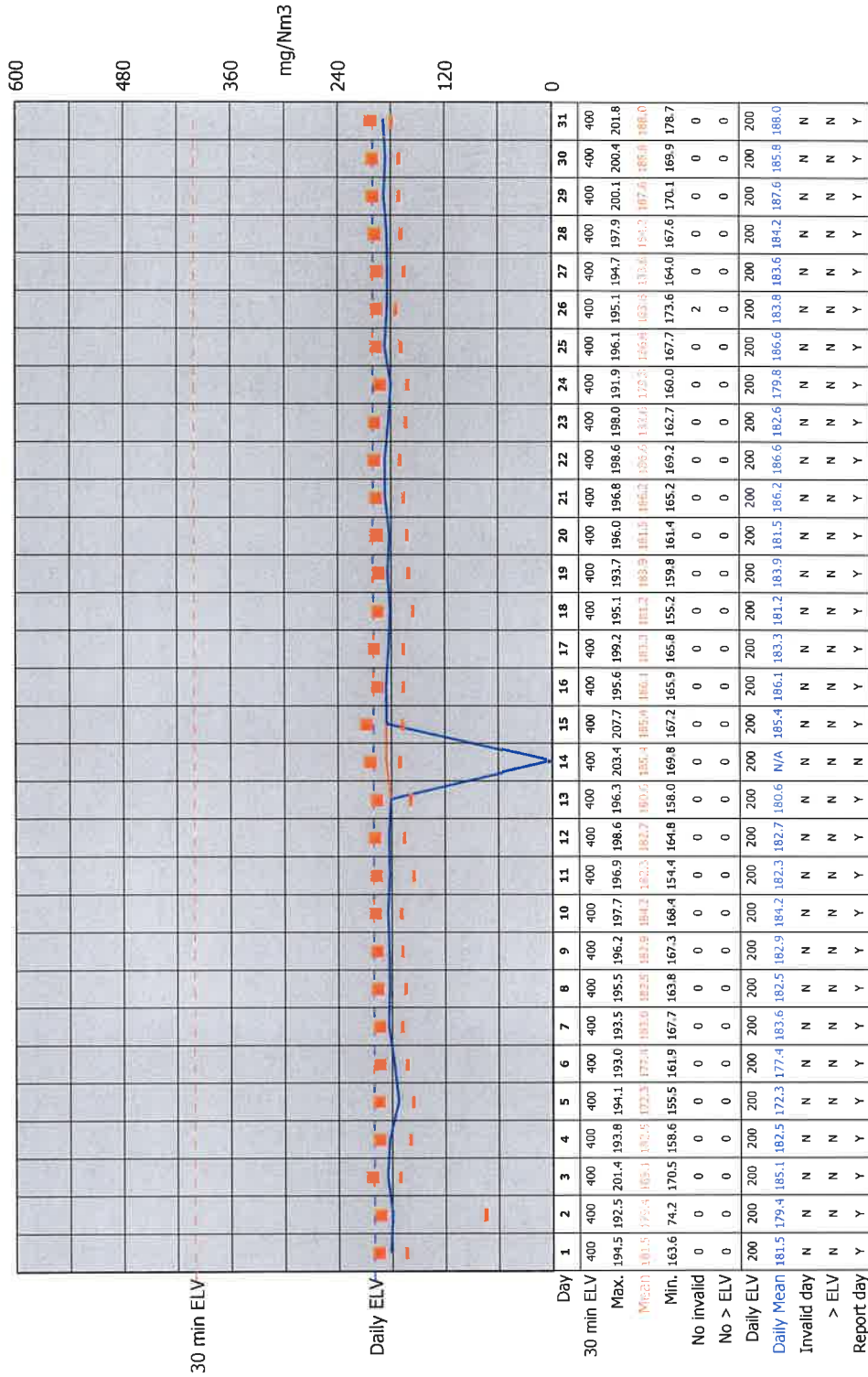


Reporting of Continuously Monitored Emissions to Air for NO_x, Emission Point Primary for March, 2023



97th Percentile = 195.7
No. of valid averages = 1479



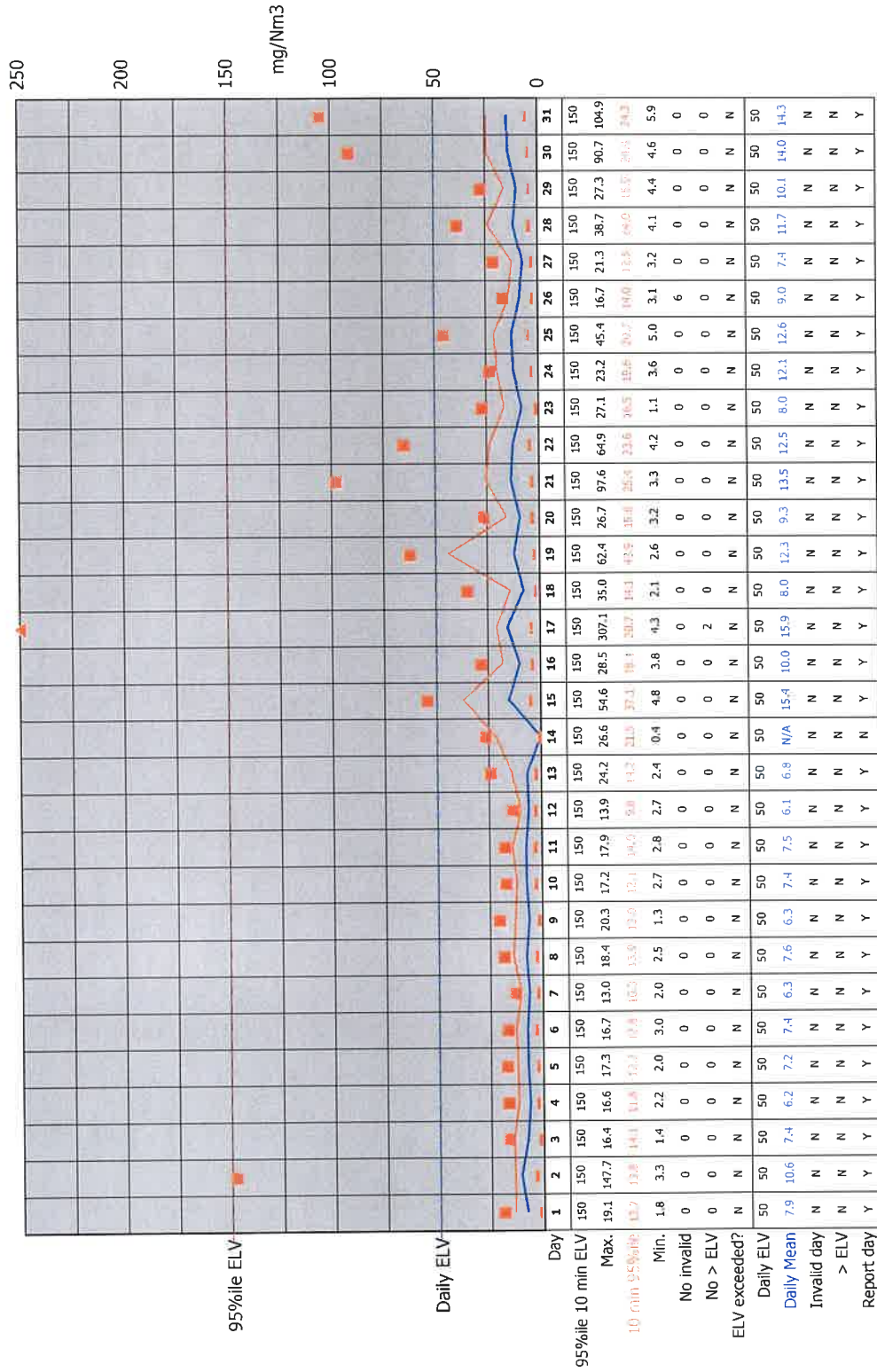
Month summary	
30 min ELV	
Monthly max.	207.7
Monthly mean	183.2
Monthly min.	74.2
Total invalid	2
Sum > ELV	0
Daily ELV	
Monthly max	188.0
No. invalid days	0
No. > ELV	0
No. report days	30



Data is as processed without repairs.

Signature _____
 authorised to sign on behalf of the company
 Date 17/4/23

Reporting of Continuously Monitored Emissions to Air for CO, Emission Point Primary for March, 2023



Key

- Daily average ELV
- 95%ile ELV
- 95%ile 10 min average
- Max. 10 min average
- Min. 10min average
- Daily mean

Month summary

10 minute data

- Monthly max. 307.1
- Monthly mean 9.7
- Monthly min. 0.4
- Total invalid 6
- Sum > ELV 2

Daily ELV

- Monthly max 15.9
- No. invalid days 0
- No. > ELV 0
- No. report days 30



Data is as processed without repairs.

Signature


authorised to sign on behalf of the company

Date

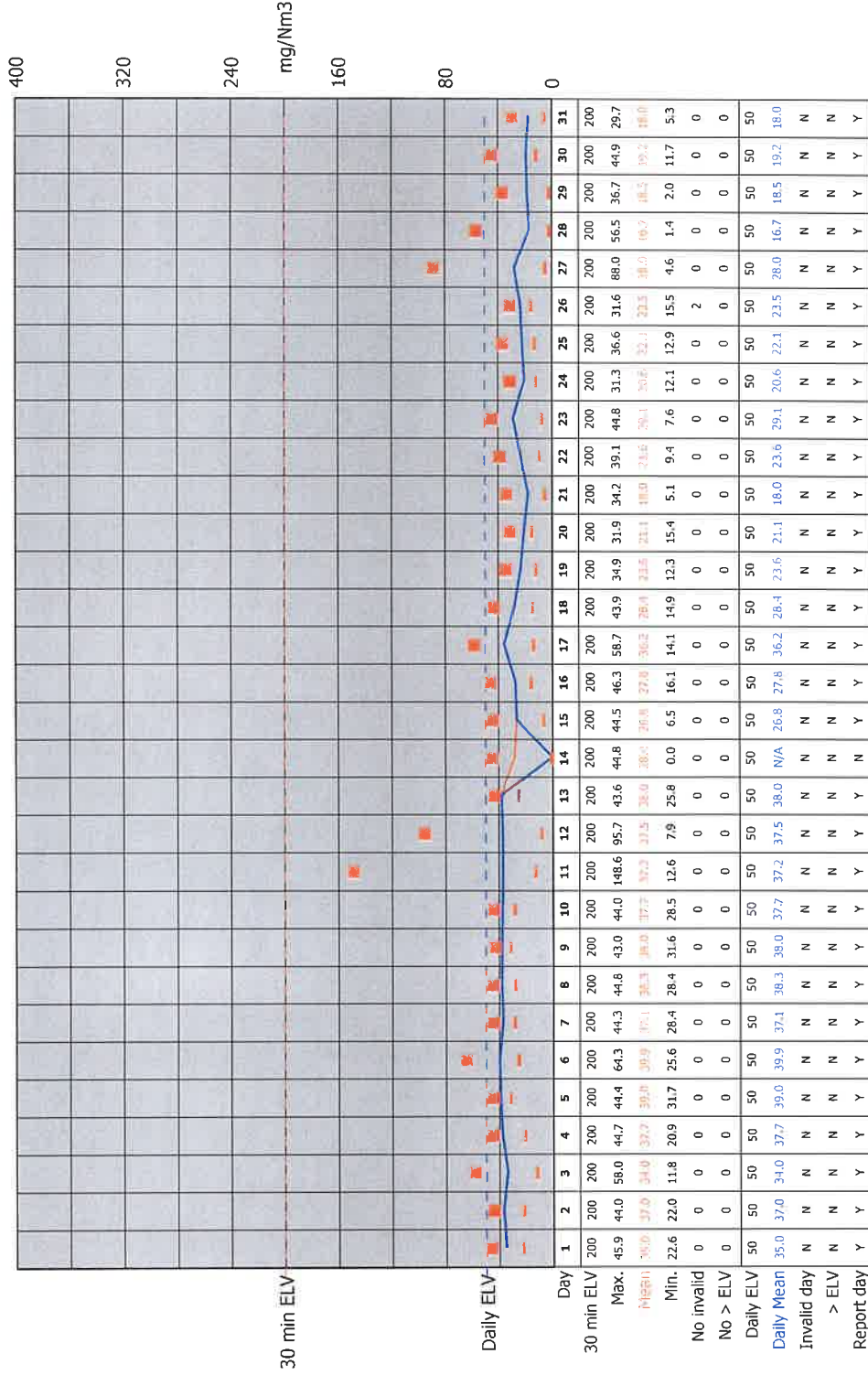
17/4/23

Sita, IoM

Reporting of Continuously Monitored Emissions to Air for SO₂, Emission Point Primary for March, 2023



97th Percentile = 43.9
 No. of valid averages = 1479




Month summary	
30 min ELV	148.6
Monthly max.	29.6
Monthly mean	0.0
Monthly min.	2
Total invalid	0
Sum > ELV	39.9
Daily ELV	0
Monthly max	0
No. invalid days	0
No. > ELV	30
No. report days	



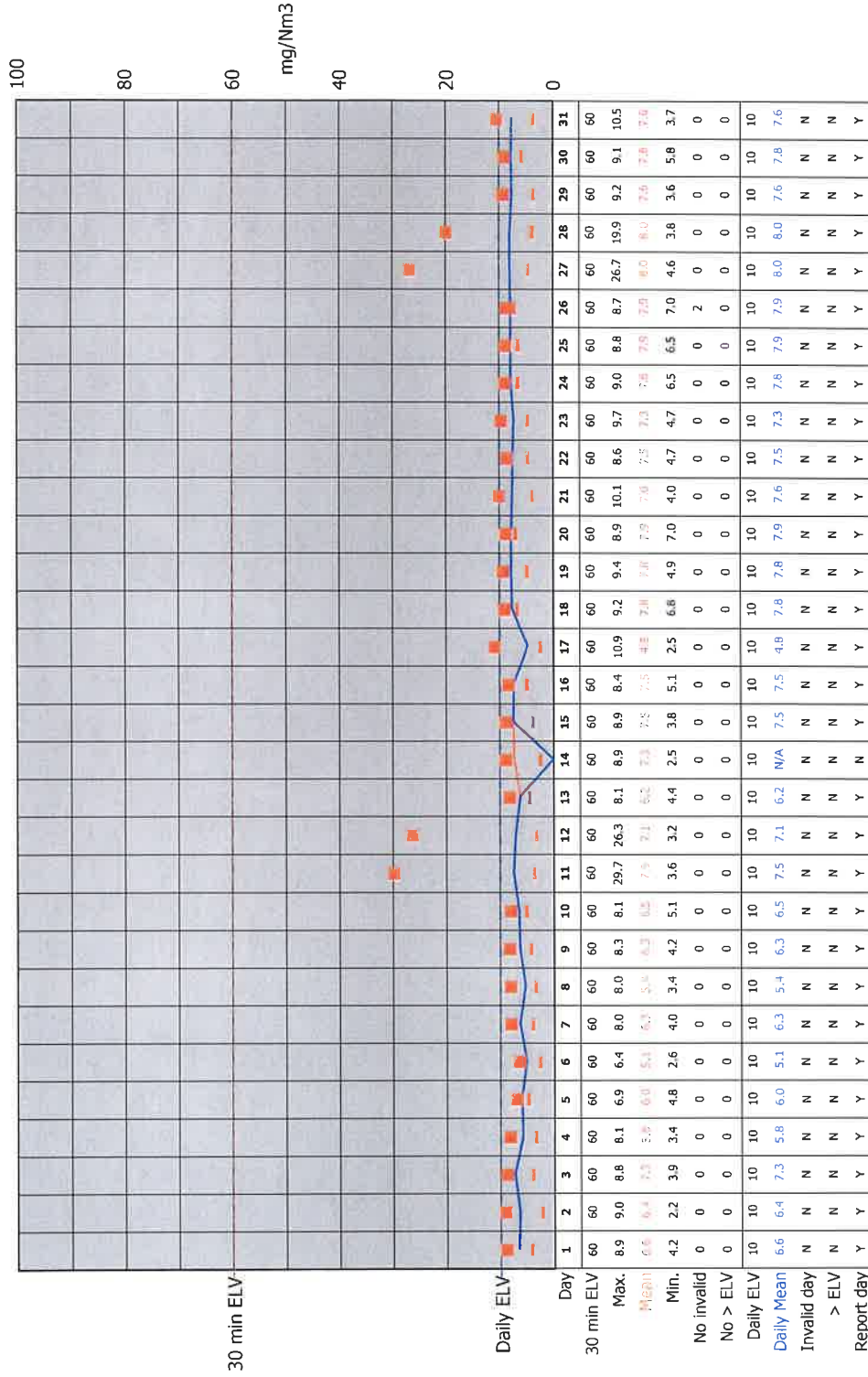
Data is as processed without repairs.

authorised to sign on behalf of the company
 Date 17/4/23

Reporting of Continuously Monitored Emissions to Air for HCl, Emission Point Primary for March, 2023



97th Percentile = 8.8
 No. of valid averages = 1479



Data is as processed without repairs.


Signature _____
 authorised to sign on behalf of the company

Date 17/4/23



Sita, IoM

Reporting of Continuously Monitored Emissions to Air for NH₃, Emission Point Primary for March, 2023



97th Percentile = 0.3
No. of valid averages = 1479

Day	1	2	3	4	5	6	7	8	9	10	11	12	13	14	15	16	17	18	19	20	21	22	23	24	25	26	27	28	29	30	31				
Daily ELV	0.3	0.3	0.3	0.3	0.4	0.3	0.3	0.3	0.3	0.2	0.3	0.4	0.1	0.2	0.1	0.1	0.2	0.2	0.4	0.2	0.6	0.4	0.3	0.3	0.2	0.3	0.3	0.2	0.3	0.2	0.3	0.2	0.3		
30 min ELV	0.3	0.3	0.3	0.3	0.4	0.3	0.3	0.3	0.3	0.2	0.3	0.4	0.1	0.2	0.1	0.1	0.2	0.2	0.4	0.2	0.6	0.4	0.3	0.3	0.2	0.3	0.3	0.2	0.3	0.2	0.3	0.2	0.3		
Max.	0.3	0.3	0.3	0.3	0.4	0.3	0.3	0.3	0.3	0.2	0.3	0.4	0.1	0.2	0.1	0.1	0.2	0.2	0.4	0.2	0.6	0.4	0.3	0.3	0.2	0.3	0.3	0.2	0.3	0.2	0.3	0.2	0.3		
Mean	0.1	0.1	0.1	0.1	0.1	0.1	0.1	0.1	0.1	0.1	0.1	0.1	0.1	0.1	0.1	0.1	0.1	0.1	0.1	0.1	0.1	0.1	0.1	0.1	0.1	0.1	0.1	0.1	0.1	0.1	0.1	0.1	0.1		
Min.	0.1	0.1	0.1	0.1	0.1	0.1	0.1	0.1	0.1	0.1	0.1	0.1	0.1	0.1	0.1	0.1	0.1	0.1	0.1	0.1	0.1	0.1	0.1	0.1	0.1	0.1	0.1	0.1	0.1	0.1	0.1	0.1	0.1		
No invalid	0	0	0	0	0	0	0	0	0	0	0	0	0	0	0	0	0	0	0	0	0	0	0	0	0	0	0	0	0	0	0	0	0	0	
No > ELV	0	0	0	0	0	0	0	0	0	0	0	0	0	0	0	0	0	0	0	0	0	0	0	0	0	0	0	0	0	0	0	0	0	0	
Daily ELV	10	10	10	10	10	10	10	10	10	10	10	10	10	10	10	10	10	10	10	10	10	10	10	10	10	10	10	10	10	10	10	10	10	10	
Daily Mean	0.1	0.1	0.1	0.1	0.1	0.1	0.1	0.1	0.1	0.1	0.1	0.1	0.1	0.1	0.1	0.1	0.1	0.1	0.1	0.1	0.1	0.1	0.1	0.1	0.1	0.1	0.1	0.1	0.1	0.1	0.1	0.1	0.1	0.1	
Invalid day	N	N	N	N	N	N	N	N	N	N	N	N	N	N	N	N	N	N	N	N	N	N	N	N	N	N	N	N	N	N	N	N	N	N	N
> ELV	N	N	N	N	N	N	N	N	N	N	N	N	N	N	N	N	N	N	N	N	N	N	N	N	N	N	N	N	N	N	N	N	N	N	N
Report day	Y	Y	Y	Y	Y	Y	Y	Y	Y	Y	Y	Y	Y	Y	Y	Y	Y	Y	Y	Y	Y	Y	Y	Y	Y	Y	Y	Y	Y	Y	Y	Y	Y	Y	Y

Month summary	
30 min ELV	0.6
Monthly max.	0.1
Monthly mean	0.0
Monthly min.	0.0
Total invalid	2
Sum > ELV	0
Daily ELV	0.2
Monthly max	0
No. invalid days	0
No. > ELV	0
No. report days	30




Data is as processed without repairs.

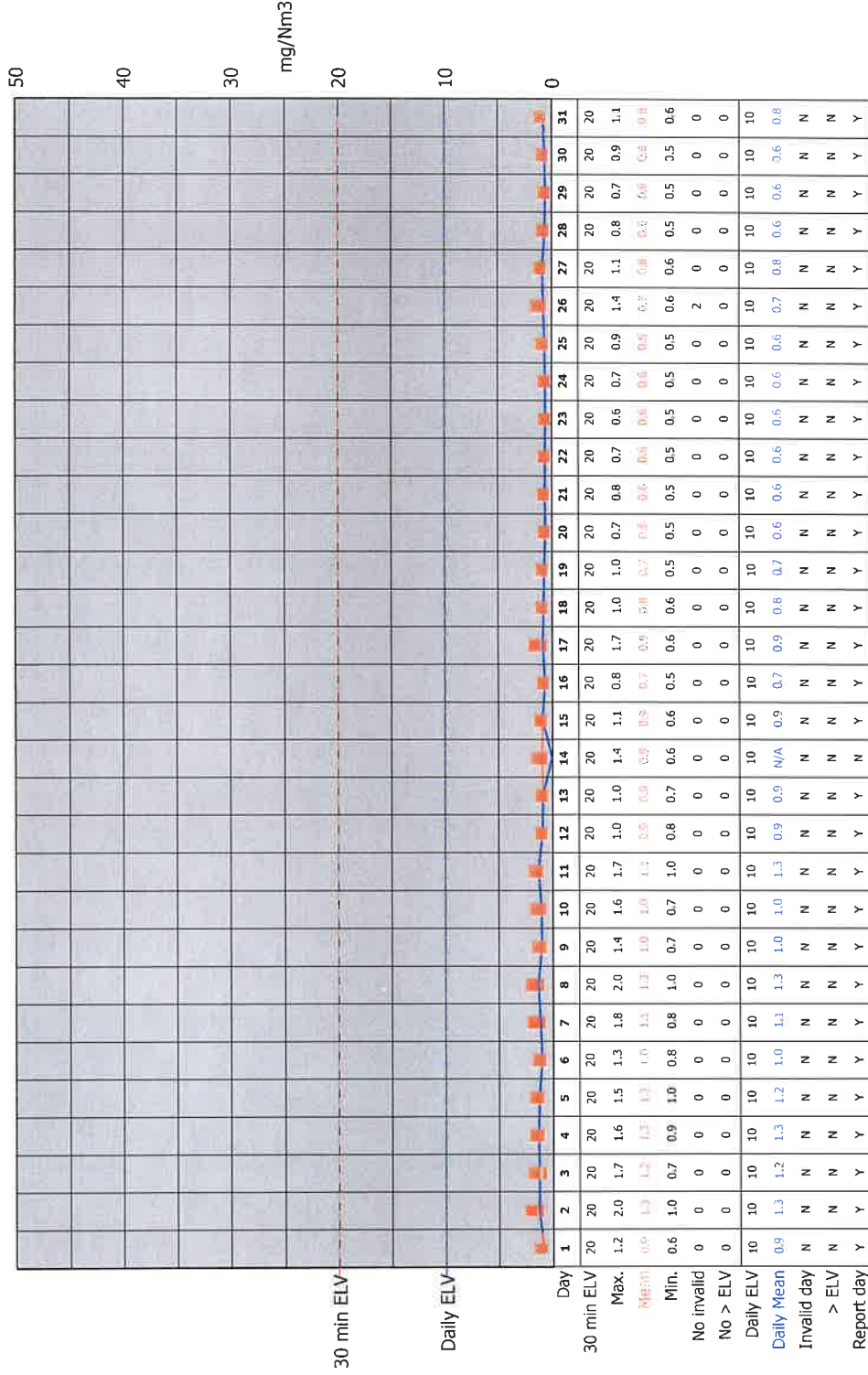
Signature _____
 authorised to sign on behalf of the company
 Date 17/4/23

Sita, IoM

Reporting of Continuously Monitored Emissions to Air for TOC, Emission Point Primary for March, 2023



97th Percentile = 1.5
No. of valid averages = 1479



Month summary	
30 min ELV	2.0
Monthly max.	0.9
Monthly mean	0.5
Monthly min.	2
Total invalid	0
Sum > ELV	1.3
Daily ELV	0
Monthly max	0
No. invalid days	0
No. > ELV	30
No. report days	




Data is as processed without repairs.

Signature _____
authorised to sign on behalf of the company

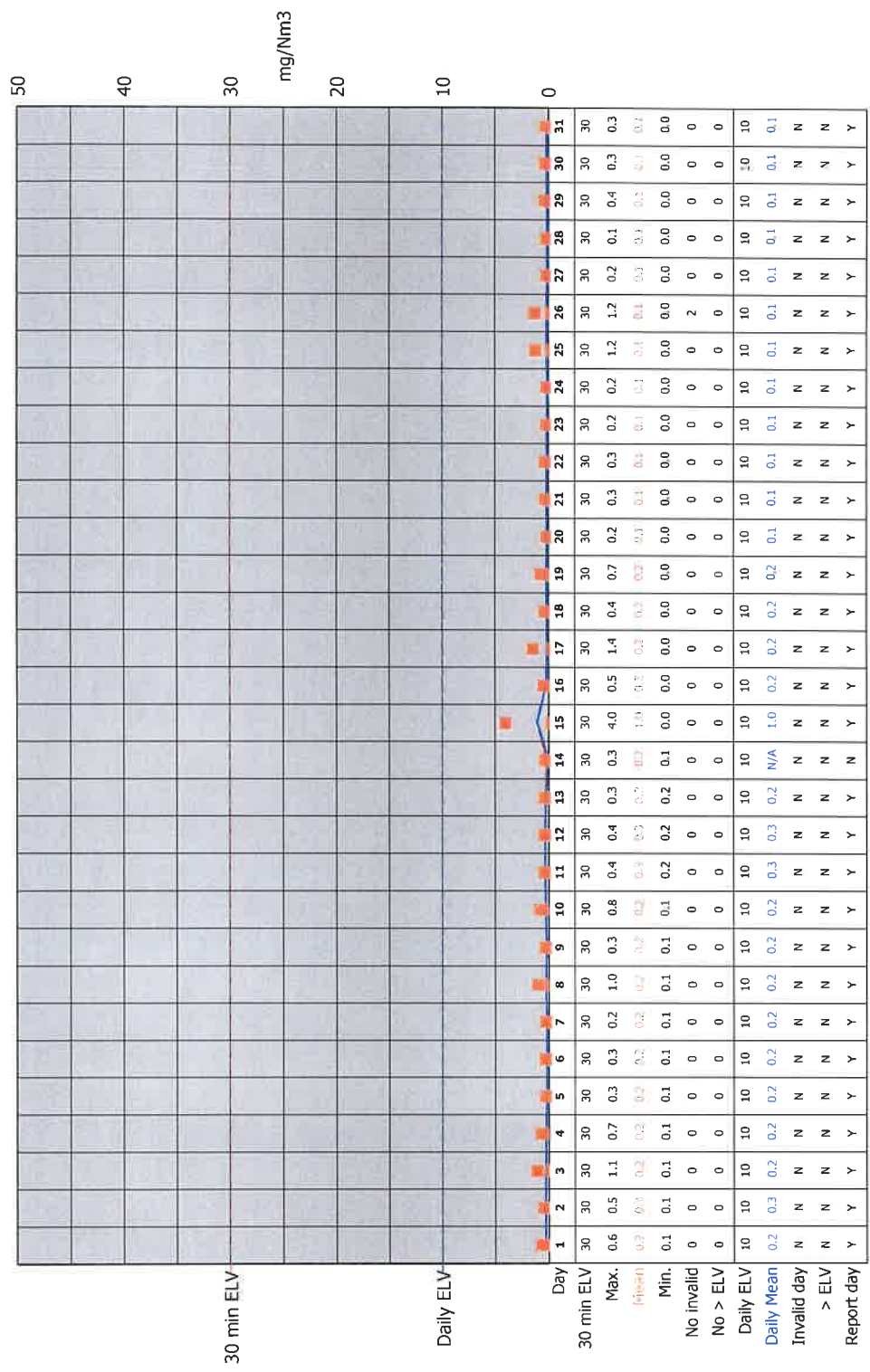
Date 17/4/23

Sita, IoM

Reporting of Continuously Monitored Emissions to Air for Dust, Emission Point Primary for March, 2023



97th Percentile = 0.5
 No. of valid averages = 1479



Month summary	
30 min ELV	4.0
Monthly max.	0.2
Monthly mean	0.0
Monthly min.	2
Total invalid	0
Sum > ELV	1.0
Daily ELV	0
Monthly max	0
No. invalid days	0
No. > ELV	30
No. report days	



Data is as processed without repairs.

Signature _____
 authorised to sign on behalf of the company
 Date 17/4/23