



**Isle of Man**  
**Government**

*Reiltys Ellan Vannin*

# Isle of Man Labour Market Report October 2023

Statistics Isle of Man

Cabinet Office

November 2023

# ISLE OF MAN LABOUR MARKET OCTOBER 2023



## KEY POINTS AS AT THE END OCTOBER 2023

### REGISTERED UNEMPLOYED

**286**

#### INCREASE IN NUMBER OF REGISTERED UNEMPLOYED

Unemployment has increased by 30 persons from the previous month (September 2023), and has decreased by 4 persons compared with the same month last year (October 2022).

### UN- EMPLOYMENT RATE

**0.6%**

#### UNEMPLOYMENT % RATE

The unemployment rate for October 2023 is 0.6%, remaining the same as the previous month (September 2023). The unemployment rate is the proportion of economically active population registered unemployed.

### VACANCIES

**681**

#### DECREASE IN LIVE VACANCIES AS AT THE END OF THE MONTH

681 job vacancies remained at the Job centre in October 2023, which is a decrease of 52 vacancies compared to the previous month (September 2023). Of these, 64% (434) were full time positions and 36% (247) were part time.

### ILO ESTIMATE

**731**

#### INTERNATIONAL LABOUR ORGANISATION ESTIMATE OF UNEMPLOYMENT

It is estimated that 731 individuals are unemployed and looking for work in October 2023 compared with 701 in September 2023. This amounts to an unemployment rate of 1.6%. See Methodology section for further details.

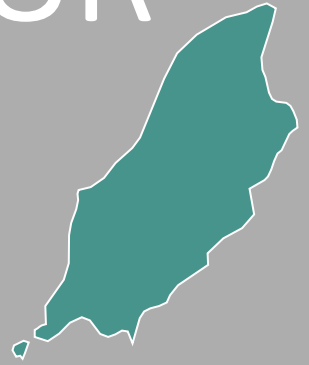


186 Unemployed  
Males  
65%




100 Unemployed  
Females  
35%


# ISLE OF MAN LABOUR MARKET OCTOBER 2023



## SECTORS WITH HIGHEST NUMBERS OF UNEMPLOYED PERSONS - OCTOBER 2023



Other Business Services  
28



Catering and  
Entertainment  
24



Retail Distribution  
24



Manufacturing  
23



Miscellaneous Services  
18



Construction - Unskilled  
14

## SECTORS WITH HIGHEST NUMBERS OF JOB VACANCIES REMAINING - OCTOBER 2023



Medical and Health  
Services  
130



Catering and Entertainment  
112



Retail Distribution  
109



Accountancy and Legal  
58



Other Business Services  
40



Manufacturing  
38

## Registered Unemployment October 2023: Detailed Breakdown

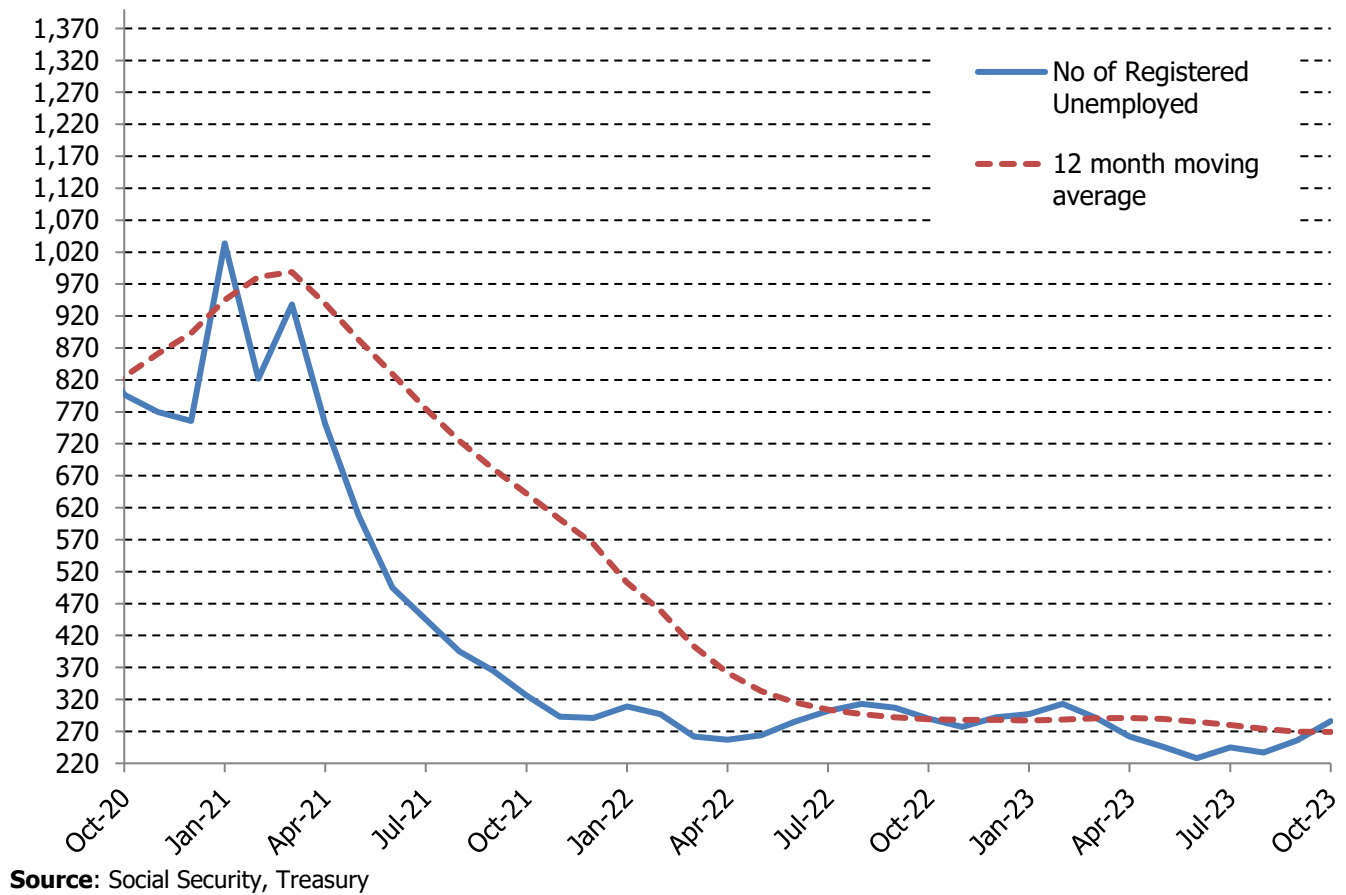
	Current Month Oct 23	Last Month Sep 23	Net Change over Month	Last Year Oct 22	Net Change over Year
<b>Total Unemployment :-</b>	<b>286</b>	<b>256</b>	<b>30</b>	<b>290</b>	<b>-4</b>
Males	186	157	<b>29</b>	182	<b>4</b>
Females	100	99	<b>1</b>	108	<b>-8</b>
<b>Included amongst the Unemployed are:-</b>					
Persons Requiring Work Permits	0	0	<b>0</b>	0	<b>0</b>
Persons under 18	9	7	<b>2</b>	15	<b>-6</b>
Claimants signing for credits only	16	15	<b>1</b>	36	<b>-20</b>

### Historic Isle of Man Registered Unemployment

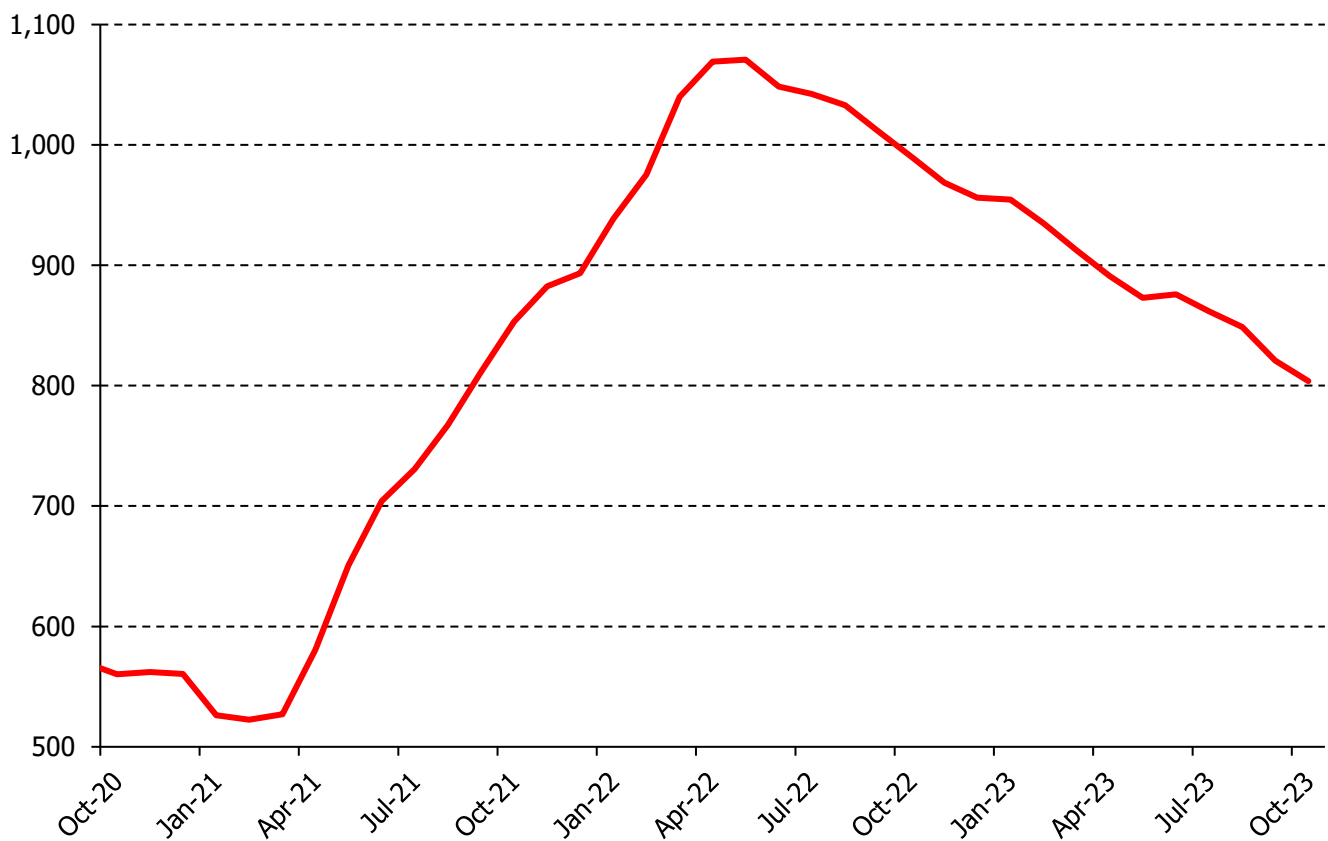
	Jan	Feb	Mar	Apr	May	Jun	Jul	Aug	Sep	Oct	Nov	Dec
<b>1999</b>	406	390	330	271	249	223	268	234	235	231	228	258
<b>2000</b>	269	267	242	187	167	192	211	204	203	198	211	206
<b>2001</b>	255	229	192	173	154	157	178	182	149	165	187	211
<b>2002</b>	244	266	224	198	183	184	202	195	189	195	219	235
<b>2003</b>	263	284	293	249	236	273	332	369	301	329	334	327
<b>2004</b>	386	416	376	363	364	315	351	390	378	423	452	487
<b>2005</b>	543	552	542	561	556	517	582	569	577	563	589	591
<b>2006</b>	622	646	615	563	545	544	602	600	571	604	568	577
<b>2007</b>	586	616	552	624	569	594	614	633	593	611	562	571
<b>2008</b>	627	596	532	543	550	519	591	595	605	667	641	721
<b>2009</b>	926	980	947	925	915	922	967	981	901	888	885	878
<b>2010</b>	1,029	970	924	867	792	794	822	771	748	753	735	795
<b>2011</b>	856	867	891	843	806	846	890	830	890	910	971	979
<b>2012</b>	1,100	1,043	1,031	1,037	956	992	1,017	992	1,014	1,065	1,014	1,020
<b>2013</b>	1,176	1,181	1,208	1,108	1,072	1,056	1,055	1,028	1,022	1,064	1,117	1,159
<b>2014</b>	1,182	1,146	1,061	986	890	918	934	904	859	866	864	882
<b>2015</b>	973	930	865	834	768	768	790	776	765	774	786	861
<b>2016</b>	873	828	794	711	663	636	620	596	592	552	573	579
<b>2017</b>	601	574	507	462	440	407	420	393	338	336	319	335
<b>2018</b>	361	373	399	407	330	313	321	336	331	325	330	354
<b>2019</b>	368	371	349	314	305	302	334	337	320	332	337	376
<b>2020</b>	404	389	850	1,347	1,283	1,133	1,100	1,000	885	797	770	756
<b>2021</b>	1,034	822	938	751	607	495	445	395	365	326	293	291
<b>2022</b>	309	297	262	257	264	285	302	313	307	290	277	292
<b>2023</b>	297	313	291	262	246	228	245	237	256	286		

**Source:** Social Security, Treasury

## Number of Registered Unemployed – October 2020 to October 2023



## Number of Vacancies Received During the Month – October 2020 to October 2023



**Note:** 12 month moving average

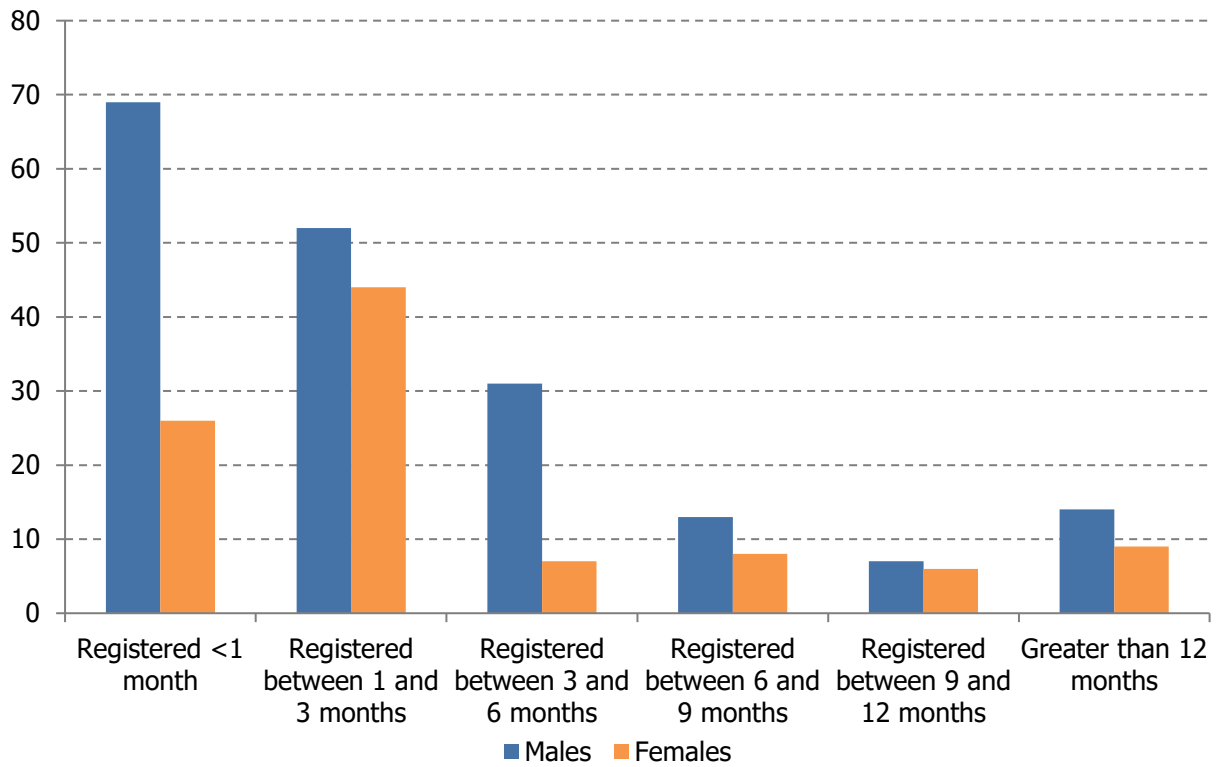
**Source:** Job Centre, Social Security, Treasury

## Unemployment and Vacancies by Industrial Sector

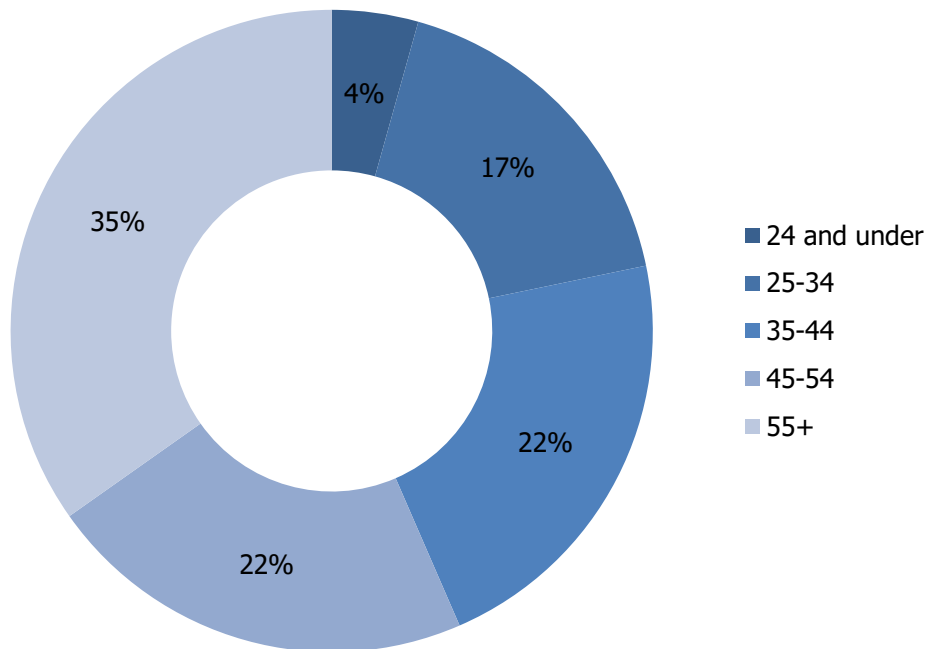
Industrial Sector	Unemployed Persons			Vacancies Remaining Oct 23
	Oct 23	Sep 23	Oct 22	
Accountancy and Legal Services	1	2	1	58
Agriculture Forestry & Fishing	2	2	6	1
Banking	7	5	4	7
Construction - Unskilled	27	19	10	7
Construction-Skilled	0	8	11	20
Education / Teaching	10	7	3	13
E-Gaming	8	6	2	12
Film Production	0	0	0	0
Information Communication Technology	7	8	5	23
Insurance	3	2	0	4
Manufacturing	23	6	6	38
Medical & Health Services	11	10	15	130
Miscellaneous Services	18	17	27	32
Other Business Services	28	34	17	40
Other Catering & Entertainment	24	22	22	112
Other Financial Institutions	2	4	10	17
Other Professional or Technical Services	0	1	1	1
Property Owning & Managing	1	1	2	1
Public Administration	8	4	11	24
Retail Distribution	24	21	26	109
Tourist Accommodation	10	10	5	19
Transport & Communication	2	2	4	11
Utilities	1	1	1	1
Wholesale Distribution	0	0	4	1
Leaving From Or Arriving On Island	7	7	20	n/a
Other Benefits, Training Centre, Prison	30	32	43	n/a
School Leavers Students etc.	15	11	14	n/a
Not identified	17	14	20	n/a
<b>Total</b>	<b>286</b>	<b>256</b>	<b>290</b>	<b>681</b>

**Sources:** Job Centre, Social Security, Treasury

### Unemployment by duration and gender



### Long Term Unemployed by Age



**Note:** Long term unemployed refers to those who have been unemployed for 12 months or longer. For October 2023, 23 persons are classed as long term unemployed.

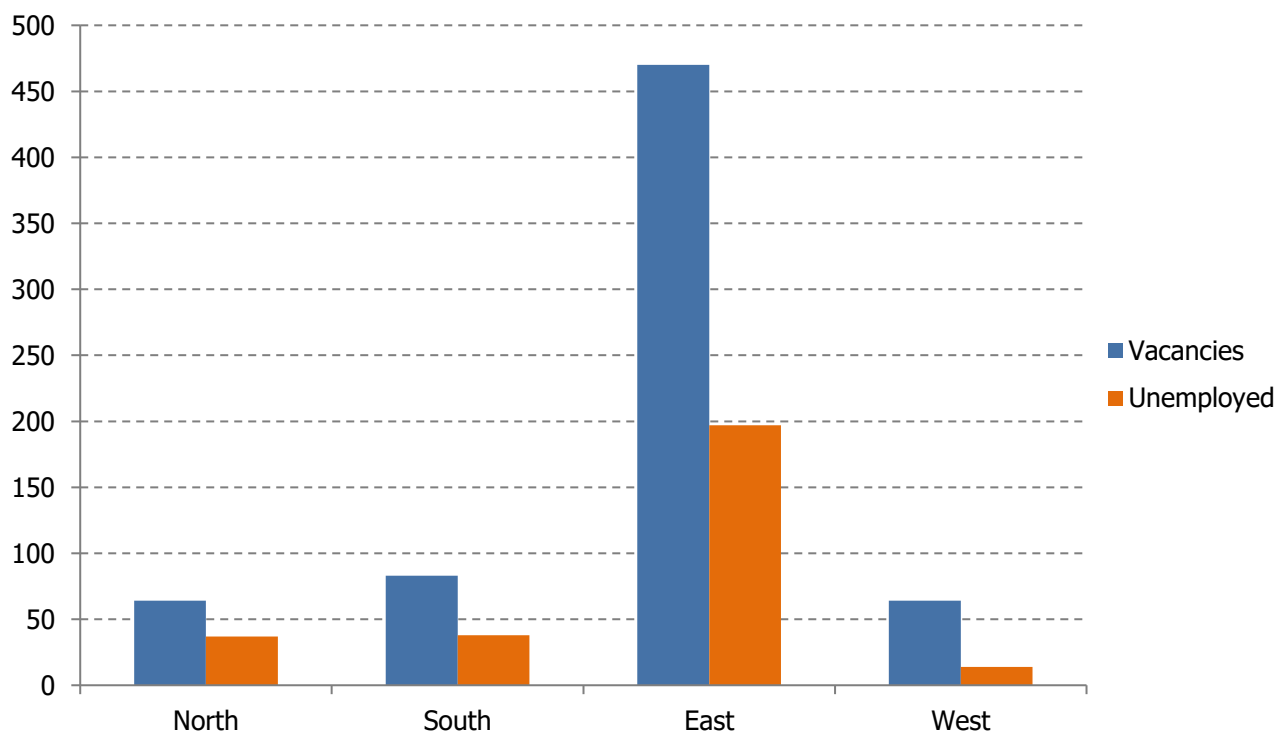


### Unemployment by Duration and Age of Claimant

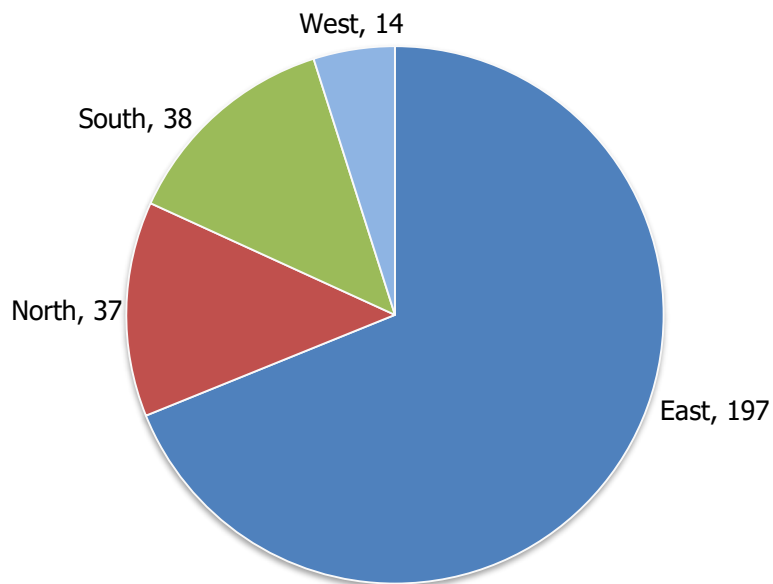
	Under 20	20 - 29	30 - 39	40 - 49	50 - 59	60 and Over	Total
<b>Less than 1 month</b>	9	25	21	15	18	7	<b>95</b>
<b>1 month and up to 3 months</b>	15	35	11	17	13	5	<b>96</b>
<b>3 months and up to 6 months</b>	4	16	8	2	6	2	<b>38</b>
<b>6 months and up to 1 year</b>	2	8	4	6	7	7	<b>34</b>
<b>1 year and up to 2 years</b>	0	3	4	4	2	3	<b>16</b>
<b>2 years and up to 4 years</b>	0	0	1	1	2	1	<b>5</b>
<b>4 years and over</b>	0	0	0	0	1	1	<b>2</b>
<b>Total</b>	<b>30</b>	<b>87</b>	<b>49</b>	<b>45</b>	<b>49</b>	<b>26</b>	<b>286</b>

**Source:** Job Centre, Social Security, Treasury

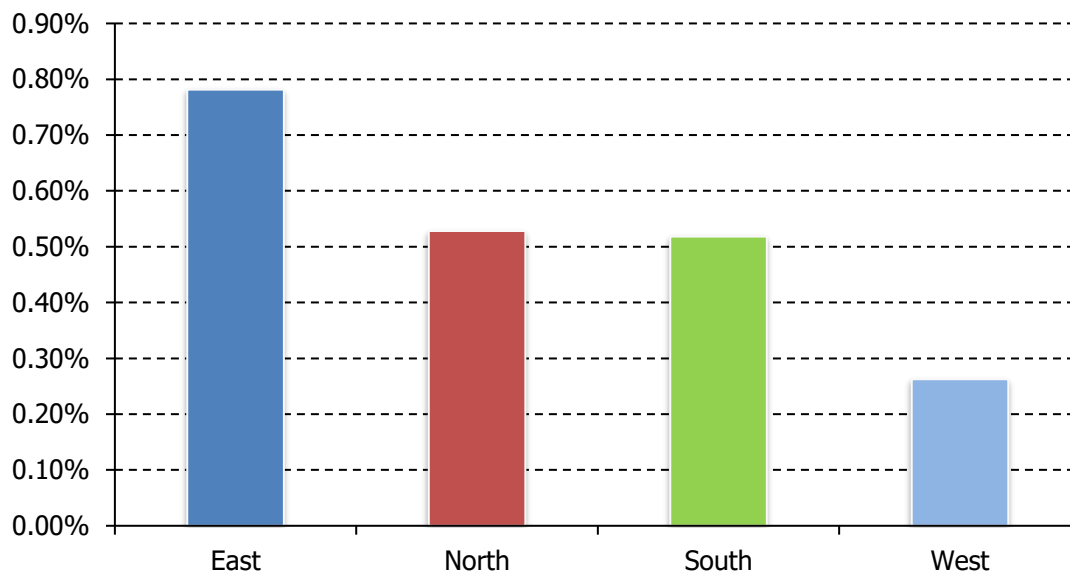
### Vacancies per Region by Unemployment per Region



## Unemployed Persons by Region



## Regional Unemployment Rates



**Source:** Social Security, Treasury

**Note:** The regional unemployment rates are the number of unemployed in each region as a proportion of the economically active in that region, as determined by the 2021 Census.

East	North	South	West
Douglas	Ramsey	Castletown	Peel
Laxey	Andreas	Port Erin	German
Onchan	Ballaugh	Port St Mary	Michael
Braddan	Bride	Arbory	Patrick
Lonan	Jurby	Malew	
Marown	Lezayre	Rushen	
Santon	Maughold		

# ISLE OF MAN LABOUR MARKET METHODOLOGY AND CONTACTS



## METHODOLOGICAL NOTES

Registered unemployment is measured as a claimant count of those persons registered for Job Seekers Allowance (JSA). There is no legal requirement to register to receive Job Seekers Allowance.

International Labour Organisation (ILO) definition

There are two common measures of unemployment: the claimant count (as detailed above), and that used by the ILO. The ILO measure includes not only those who are registered as unemployed (such as claiming JSA) but also those who are not registered but may still be looking for work.


Historically, the Island has only published the ILO definition of unemployment when census results have been made available. This report uses analysis of the ILO unemployment rate and the claimant count rate to generate an estimate of number of individuals that may be unemployed and actively seeking work but not registered as doing so.

In February 2022, the economically active population used in the calculation of the unemployment rate was updated to 44,875 to bring in line with the 2021 Isle of Man Census. The previous figure, based on the 2016 Census, was 42,777.

Additional information may be supplied on request.

## CONTACT DETAILS

For further information please contact : Statistics Isle of Man, Nivison House, 31 Prospect Hill, Douglas, IM1 1ET Email: [statistics@gov.im](mailto:statistics@gov.im) Telephone: (+44) 01624 685742



Statistics Isle of Man  
Nivison House  
31 Prospect Hill  
Douglas  
Isle of Man  
IM1 1ET

Email: **Statistics@gov.im**

**[www.gov.im/](http://www.gov.im/)**