



Isle of Man
Government

Reiltys Ellan Vannin

Abortion Report 2020 & 2021

Public Health

August 2023

Contents

Executive summary	3
Background	3
Legal abortions undertaken by Isle of Man residents in England and Wales 2010 - 2021	5
Total numbers	6
By age	8
Abortion Ratio.....	9
Gestation period	10
Method of abortion.....	11
Number of previous abortions	12
Number of previous live births and still births over 24 weeks	13
Future Developments	14
References	15
Glossary	17

Background

The Isle of Man Abortion Reform Act received royal assent on 15 January 2019.¹ The Act makes it possible for women to have an abortion (also referred to as 'abortion of pregnancy' or 'termination of pregnancy') within the first 14 weeks of pregnancy, should they choose to do so, and also from 15 weeks onwards with medical opinion.

There is a legal obligation to notify the Director of Public Health of all abortions carried out in the Isle of Man. This report summarises the data from these notifications, which are collated and analysed by Public Health.

This is the first report to present information on abortions carried out in the Isle of Man, and covers the calendar years of 2020 and 2021. Where possible, comparisons are made between the Isle of Man, Jersey, and England and Wales. The calendar year 2020 was the first complete calendar year after the Abortion Reform Act was introduced, and therefore this is the calendar year has been used as the start point for this data going forward to ensure that data is directly comparable.

Executive summary

2020

There were **137** abortions notified in the Isle of Man.

The age group with the highest number of abortions in the Isle of Man was women aged **25-29**.

The abortion ratio for the Isle of Man was **211** abortions for every 1,000 live births.

96% of abortions were performed at fewer than 14 weeks gestation.

Medical abortions accounted for **96%** of all abortions.

For **66%** of women it was their first abortion; for **25%** it was their second abortion.

55% had had one or more previous pregnancies that resulted in a live birth or still birth over 24 weeks.

2021

There were **163** abortions notified in the Isle of Man.

The age group with the highest number of abortions in the Isle of Man was women aged **20-24**.

The abortion ratio for the Isle of Man was **239** abortions for every 1,000 live births.

99% of abortions were performed at fewer than 14 weeks gestation.

Medical abortions accounted for **94%** of all abortions.

For **68%** of women it was their first abortion; for **25%** it was their second abortion.

46% had had one or more previous pregnancies that resulted in a live birth or still birth over 24 weeks.

Legal abortions undertaken by Isle of Man residents in England and Wales 2010 - 2021

It is important to note that, although the Act was not introduced until 2019, data from the United Kingdom Department of Health and Social Care shows that legal abortions were being carried out in England and Wales for residents of the Isle of Man. Table 1 details the number of legal abortions undertaken by Isle of Man residents in England and Wales from 2010 to 2021.

Table 1: Number of legal abortions undertaken by Isle of Man residents in England and Wales, 2010 - 2021.

Year	Number undertaken
2010	128
2011	96
2012	98
2013	90
2014	90
2015	105
2016	88
2017	80
2018	95
2019	57
2020	11
2021	7

Total numbers

There were 137 abortions notified in the Isle of Man in 2020, increasing to 163 in 2021. This equates to an age-standardised abortion rate per 1,000 women aged between 15-44 years of 9.7 in 2020 and 11.2 in 2021.

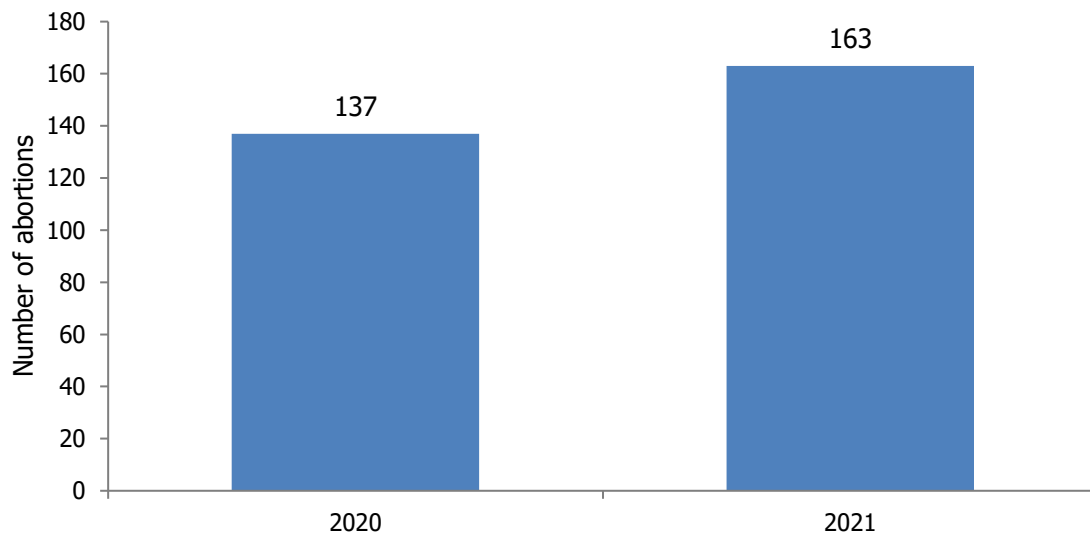


Figure 1: Number of annual abortions in the Isle of Man, 2020 and 2021

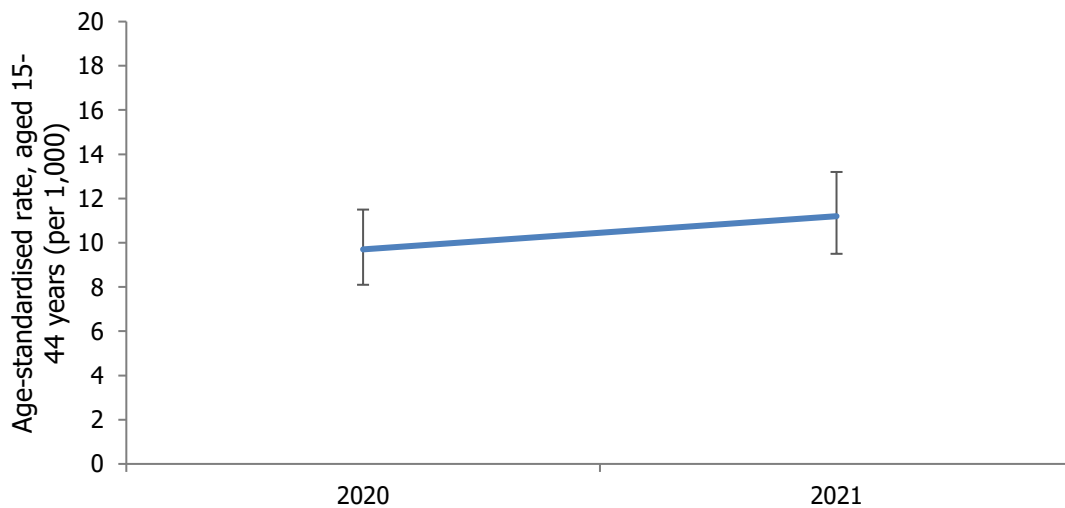


Figure 2: Age-standardised abortion rate per 1,000 women aged 15-44 years, 2020 and 2021

Table 2 summarises the number of abortions and rate in the Isle of Man, compared to Jersey in 2020² and 2021³, and England and Wales in 2020⁴ and 2021⁵.

Table 2: Number and abortion rate per 1,000 women aged 15-44 years in the Isle of Man, Jersey and England and Wales.

Year	Isle of Man		Jersey		England and Wales	
	Number	Rate	Number	Rate	Number	Rate
2020	137	9.7	190	9.1	209,917	18.2
2021	163	11.2	210	11.3	214,256	18.6

By age

In 2020, the age group with the highest number of abortions in the Isle of Man was women aged 25-29 years. The age group with the highest age-standardised abortion rate in the Isle of Man was women aged 25-29 years.

In 2021, the age group with the highest number of abortions in the Isle of Man was women aged 20-24 years. The age group with the highest age-standardised abortion rate in the Isle of Man was women aged 20-24 years.

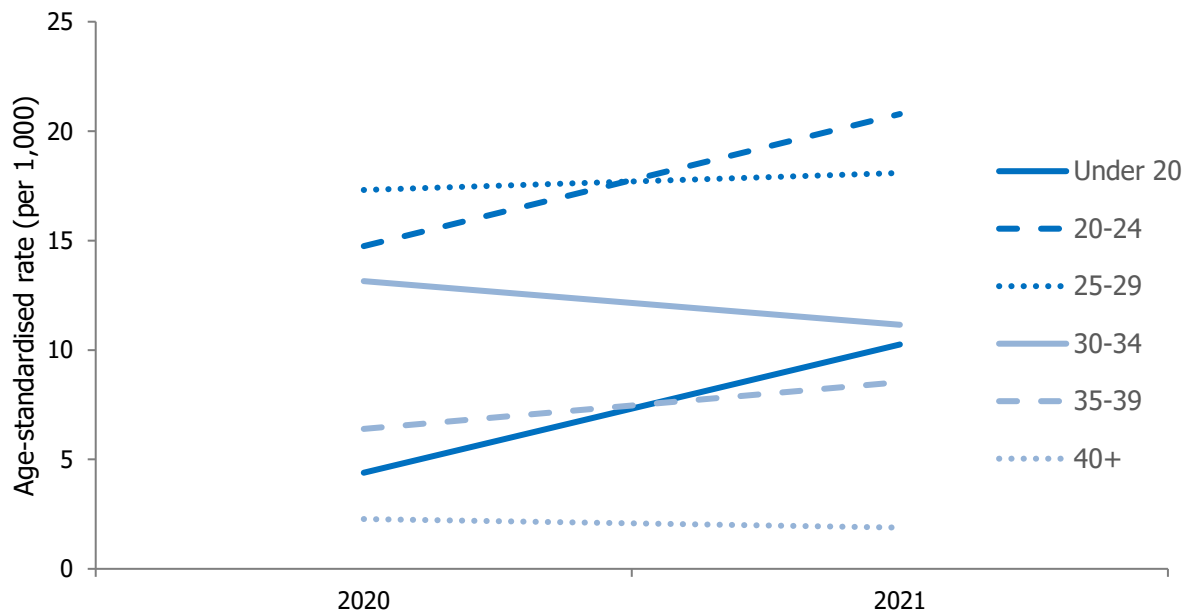


Figure 3: Age-standardised abortion rate for women aged 15-44 years, by age group, per 1,000 population, 2020 and 2021

Abortion Ratio

The abortion ratio is a calculation of abortions per 1,000 live births.

In 2020, the abortion ratio for the Isle of Man was 211 abortions for every 1,000 live births. This is compared to 213 abortions per 1,000 live births in Jersey in 2020. In 2021, the abortion ratio for the Isle of Man was 239 abortions for every 1,000 live births. This is compared to 235 abortions per 1,000 live births in Jersey in 2021.

Table 3 shows the comparative abortion ratios per 1,000 live births in the Isle of Man and Jersey for 2020, and selected countries for 2019⁶ (the most recently available comparison data).

Table 3: Abortions per 1,000 live births (Isle of Man and Jersey 2020, selected countries 2019)

Country	Abortions per 1,000 live births
Bulgaria	355
Sweden	316
Great Britain	311
France	306
Spain	275
Jersey	213
Isle of Man	211
WHO European Region	211
EU Members (average)	210
Belgium	155
Germany	130
Switzerland	110

Gestation period

In 2020, 96% of abortions were performed at fewer than 14 weeks gestation. Whilst not a direct comparison, this is compared to 85% in Jersey and 88% in England and Wales performed at fewer than 10 weeks gestation. The percentage of abortions performed at 10-12 weeks gestation was 7%, this is compared to 11% in Jersey.

In 2021, 99% of abortions were performed at fewer than 10 weeks gestation. Again, whilst not a direct comparison, this is compared to 95% in Jersey and 89% in England and Wales performed at fewer than 10 weeks gestation. The percentage of abortions performed at 10-12 weeks gestation was 4% in 2021, this is compared to 3% in Jersey.

There were no abortions performed at 24 weeks or over in either 2020 or 2021.

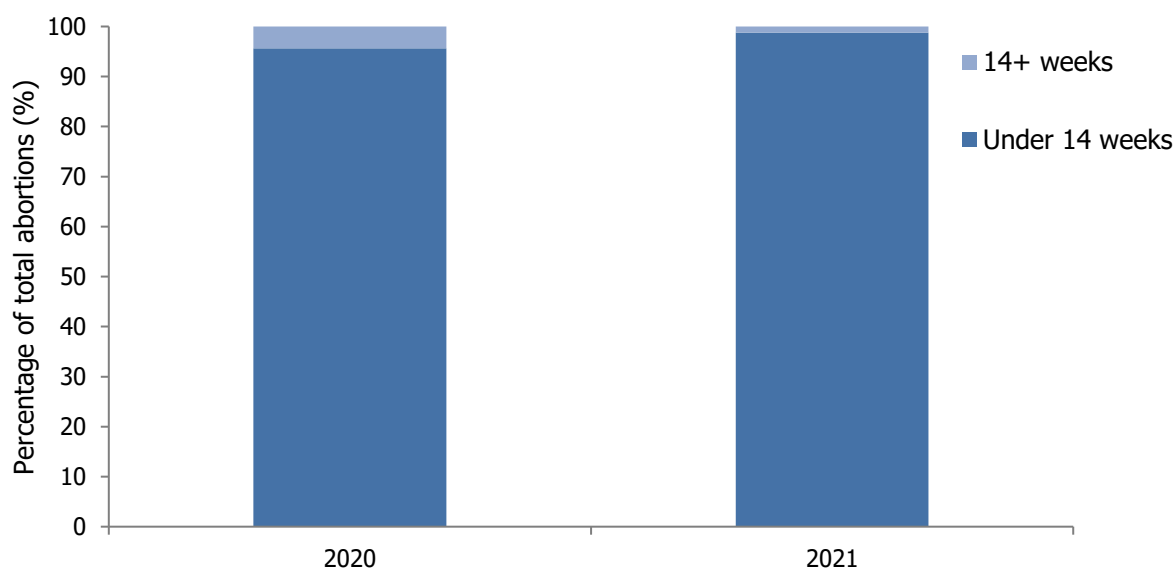


Figure 4: Percentage of abortions by gestation period in the Isle of Man, 2020 and 2021

Method of abortion

In 2020, medical abortions accounted for 96% of all abortions in the Isle of Man, this is compared to 88% in Jersey, and 85% in England and Wales in 2020.

In 2021, medical abortions accounted for 94% of all abortions in the Isle of Man, this is compared to 93% in Jersey, and 87% in England and Wales in 2021.

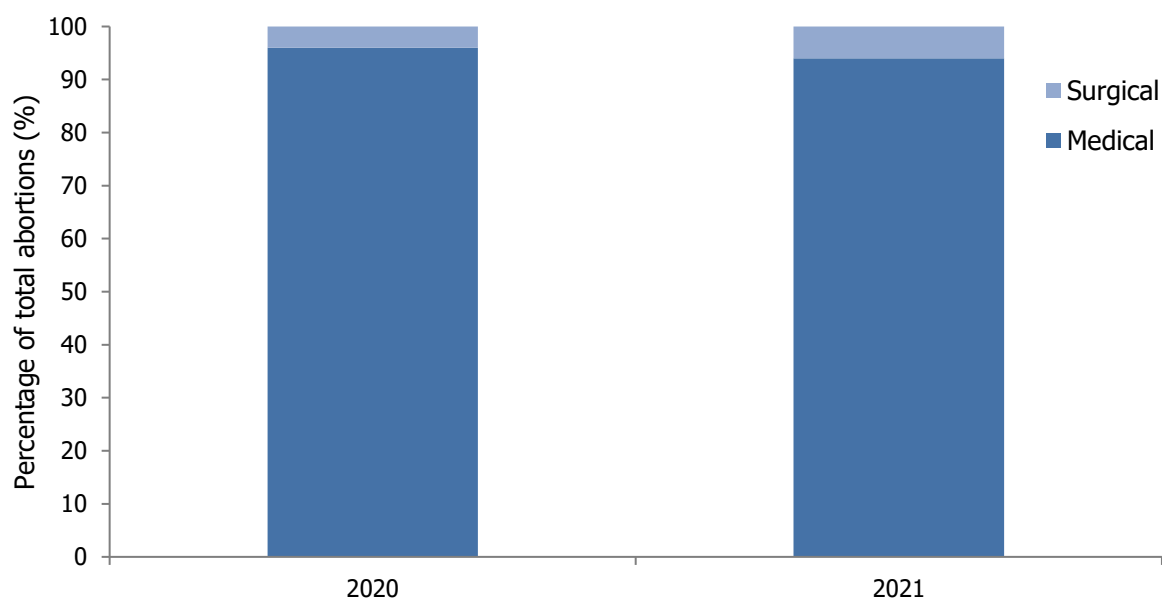


Figure 5: Percentage of abortions by method of abortion in the Isle of Man, 2020 and 2021

The following definitions of methods are from the NHS⁷:

Medical abortion: (“abortion pill”) you take two medicines, usually 24 to 48 hours apart, to induce an abortion.

Surgical abortion: you have a procedure to remove the pregnancy and normally go home soon afterwards.

Number of previous abortions

In 2020, 69% of women had their first abortion; for 26% it was their second abortion. Although not a directly comparable period, it is worth noting that in Jersey in 2018-2020, for 72% of women it was their first abortion, and for 19% it was their second abortion.

In 2021, for 70% of women it was their first abortion; for 25% it was their second abortion. Likewise, although not a directly comparable time period, it is worth noting that in Jersey in 2019-2021, for 72% of women it was their first abortion, and for 20% it was their second abortion.

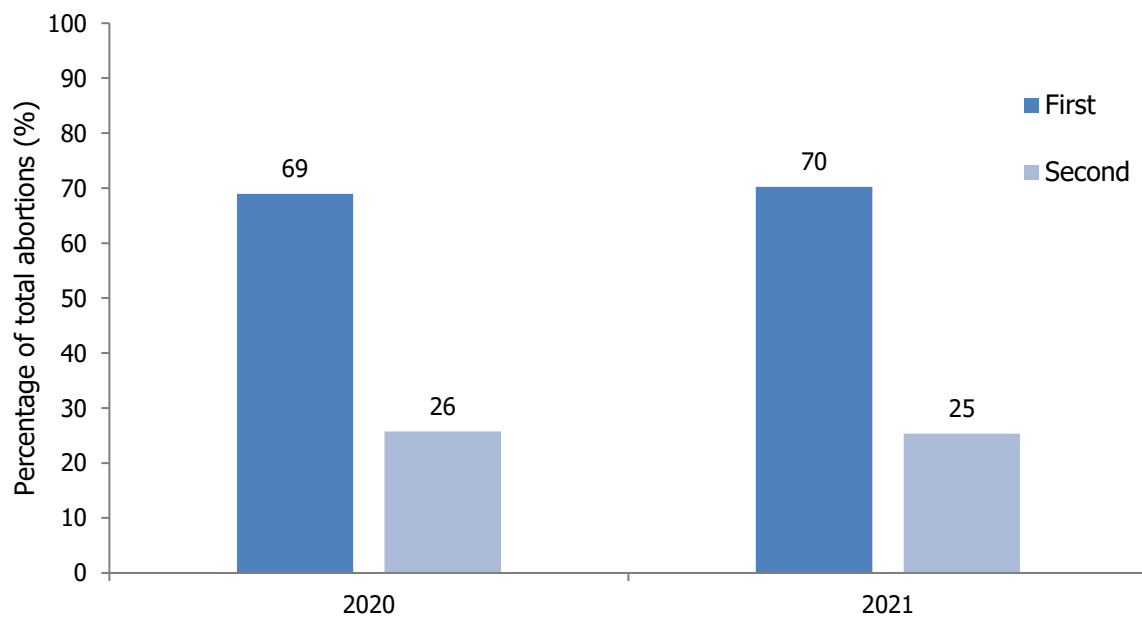


Figure 6: Percentage of total abortions by number of previous abortions in the Isle of Man, 2020 and 2021

Number of previous live births and still births over 24 weeks

In 2020, 55% of those who underwent an abortion had had one or more previous pregnancies that resulted in a live birth or still birth over 24 weeks. This is compared to 58% of those in England in 2020.

In 2021, 46% of those who underwent an abortion had had one or more previous pregnancies that resulted in a live birth or still birth over 24 weeks. This is compared to 57% of those in England in 2021.

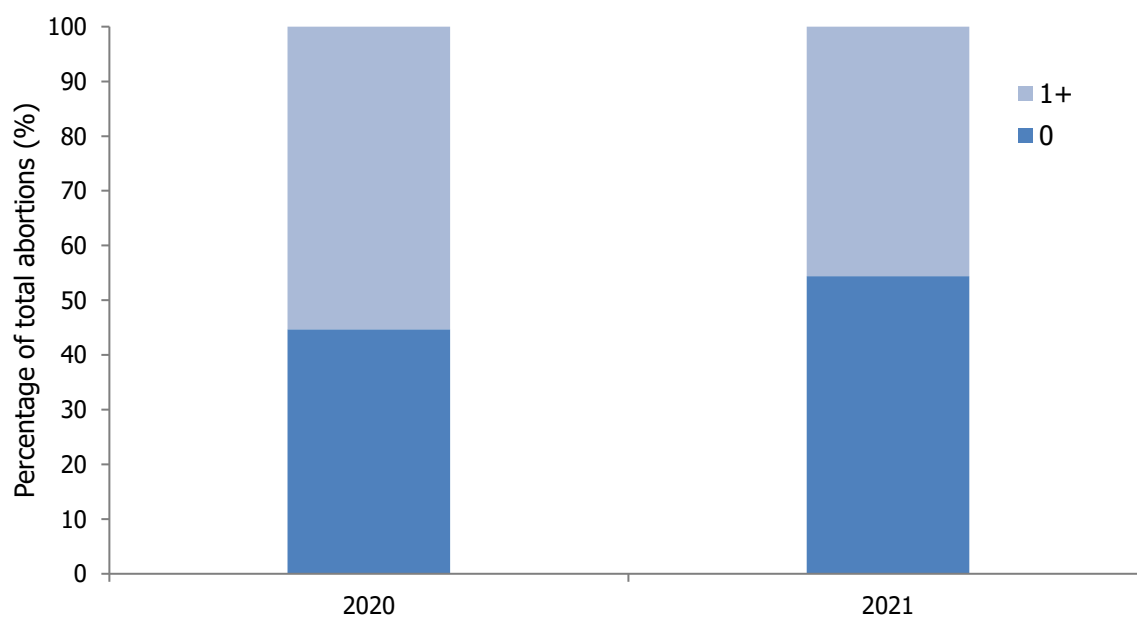


Figure 7: Percentage of total abortions by number of previous pregnancies that resulted in a live birth or still birth over 24 weeks in the Isle of Man, 2020 and 2021

Future Developments

As this is the first report published to present information on abortions in the Isle of Man since the introduction of The Isle of Man Abortion Reform Act 2019, there are currently only two full years of comparable data collated and analysed. Future reports will aim to include 3-year trend analyses on this data as a method of analysing longer-term trends, whilst reducing the impact of the expected fluctuations involved in small numbers.

References

1. Isle of Man Government (2019), 'Abortion Reform Act 2019'
https://legislation.gov.im/cms/images/LEGISLATION/PRINCIPAL/2019/2019-0001/AbortionReformAct2019_1.pdf
[last accessed 20 May 2022]
2. States of Jersey (2021), 'Termination of pregnancy statistics 2020'
<https://www.gov.je/government/pages/statesreports.aspx?ReportID=5453>
[last accessed 20 May 2022]
3. States of Jersey (2022), 'Termination of pregnancy statistics 2021'
<https://www.gov.je/government/pages/statesreports.aspx?ReportID=5583>
[last accessed 5 September 2022]
4. United Kingdom Department of Health and Social Care (2022), 'Abortion statistics for England and Wales: 2020'
<https://www.gov.uk/government/statistics/abortion-statistics-for-england-and-wales-2020>
[last accessed 20 May 2022]
5. United Kingdom Department of Health and Social Care (2022), 'Abortion statistics, England and Wales: 2021'
<https://www.gov.uk/government/statistics/abortion-statistics-for-england-and-wales-2021>
[last accessed 5 September 2022]
6. World Health Organisation (2021), 'Abortions per 1000 live births'
https://gateway.euro.who.int/en/indicators/hfa_586-7010-abortions-per-1000-live-births/
[last accessed 20 May 2022]

7. National Health Service (NHS), 'Abortion'.
<https://www.nhs.uk/conditions/abortion>
[last accessed 14 February 2023]
8. Isle of Man Economic Affairs Division (2016), 'Isle of Man Census Report'. SI 2017/004
Isle of Man Government; Cabinet Office
<https://www.gov.im/census>
[last accessed 20 May 2022]
9. Statistics Isle of Man (2021), 'Isle of Man Census Report'. GD 2022/014 Isle of Man
Government; Cabinet Office
<https://www.gov.im/census>
[last accessed 20 May 2022]

Glossary

Age-standardised rate: A rate that allows for differences in the age structure of populations to be taken into account and therefore allows valid comparisons to be made between geographical areas and through time. This calculation uses the 2016⁸ and 2021⁹ Isle of Man Census population data.

This document can be provided in large print or in audio format on request

Public Health Directorate

Cronk Coar, Nobles Hospital
Strang, Douglas,
Isle of Man IM4 4RJ.

Tel: +44 1624 642639
www.gov.im/publichealth
@publichealthiom