



Isle of Man
Government

Reiltys Ellan Vannin

Isle of Man Labour Market Report June 2023

Statistics Isle of Man

Cabinet Office

July 2023

ISLE OF MAN LABOUR MARKET JUNE 2023



KEY POINTS AS AT THE END JUNE 2023

REGISTERED UNEMPLOYED

228

DECREASE IN NUMBER OF REGISTERED UNEMPLOYED

Unemployment has decreased by 18 persons from the previous month (May 2023), and has decreased by 57 persons compared with the same month last year (June 2022).

UN- EMPLOYMENT RATE

0.5%

UNEMPLOYMENT % RATE

The unemployment rate for June 2023 is 0.5%, remaining the same as the previous month (May 2023). The unemployment rate is the proportion of economically active population registered unemployed.

VACANCIES

788

DECREASE IN LIVE VACANCIES AS AT THE END OF THE MONTH

788 job vacancies remained at the Job centre in June 2023, which is a decrease of 42 vacancies compared to the previous month (May 2023). Of these, 59% (461) were full time positions and 41% (327) were part time.

ILO ESTIMATE

673

INTERNATIONAL LABOUR ORGANISATION ESTIMATE OF UNEMPLOYMENT

It is estimated that 673 individuals are unemployed and looking for work in June 2023 compared with 691 in May 2023. This amounts to an unemployment rate of 1.5%. See Methodology section for further details.

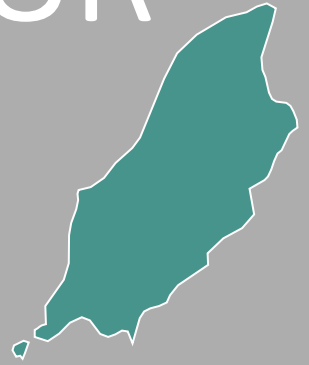


147 Unemployed
Males
64%




81 Unemployed
Females
36%


ISLE OF MAN LABOUR MARKET JUNE 2023



SECTORS WITH HIGHEST NUMBERS OF UNEMPLOYED PERSONS - JUNE 2023



Miscellaneous Services
21



Catering and
Entertainment
19



Other Business Services
19



Retail Distribution
17



Construction- Unskilled
13



Medical and Health
Services
12


SECTORS WITH HIGHEST NUMBERS OF JOB VACANCIES REMAINING - JUNE 2023



Medical and Health
Services
129



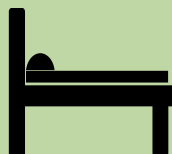
Other Business Services
106




Catering and Entertainment
97



Retail Distribution
95



Tourist Accommodation
53



Manufacturing 48

Registered Unemployment June 2023: Detailed Breakdown

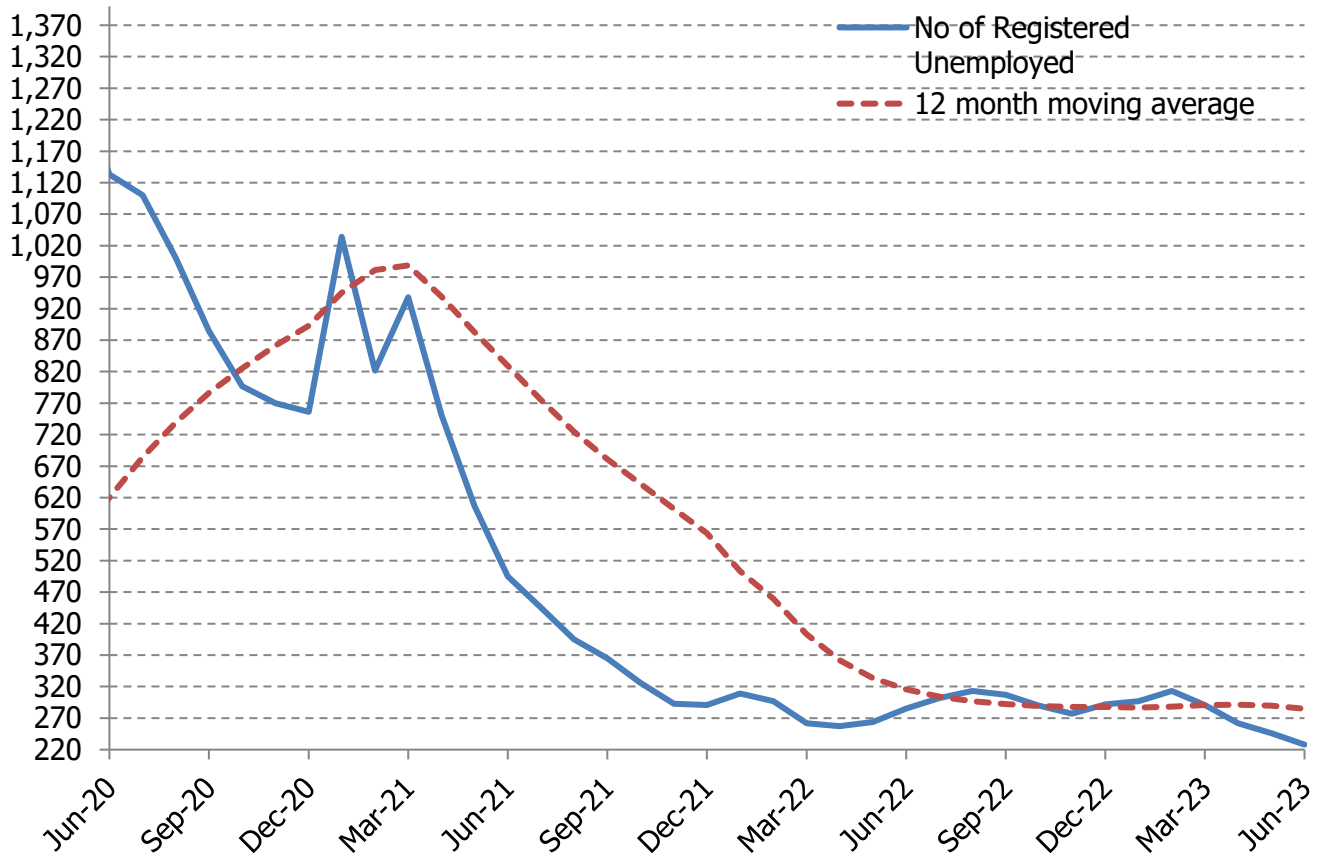
	Current Month Jun 23	Last Month May 23	Net Change over Month	Last Year Jun 22	Net Change over Year
Total Unemployment :-	228	246	-18	285	-57
Males	147	153	-6	173	-26
Females	81	93	-12	112	-31
Included amongst the Unemployed are:-					
Persons Requiring Work Permits	0	0	0	1	-1
Persons under 18	5	7	-2	9	-4
Claimants signing for credits only	18	22	-4	16	2

Historic Isle of Man Registered Unemployment

	Jan	Feb	Mar	Apr	May	Jun	Jul	Aug	Sep	Oct	Nov	Dec
1999	406	390	330	271	249	223	268	234	235	231	228	258
2000	269	267	242	187	167	192	211	204	203	198	211	206
2001	255	229	192	173	154	157	178	182	149	165	187	211
2002	244	266	224	198	183	184	202	195	189	195	219	235
2003	263	284	293	249	236	273	332	369	301	329	334	327
2004	386	416	376	363	364	315	351	390	378	423	452	487
2005	543	552	542	561	556	517	582	569	577	563	589	591
2006	622	646	615	563	545	544	602	600	571	604	568	577
2007	586	616	552	624	569	594	614	633	593	611	562	571
2008	627	596	532	543	550	519	591	595	605	667	641	721
2009	926	980	947	925	915	922	967	981	901	888	885	878
2010	1,029	970	924	867	792	794	822	771	748	753	735	795
2011	856	867	891	843	806	846	890	830	890	910	971	979
2012	1,100	1,043	1,031	1,037	956	992	1,017	992	1,014	1,065	1,014	1,020
2013	1,176	1,181	1,208	1,108	1,072	1,056	1,055	1,028	1,022	1,064	1,117	1,159
2014	1,182	1,146	1,061	986	890	918	934	904	859	866	864	882
2015	973	930	865	834	768	768	790	776	765	774	786	861
2016	873	828	794	711	663	636	620	596	592	552	573	579
2017	601	574	507	462	440	407	420	393	338	336	319	335
2018	361	373	399	407	330	313	321	336	331	325	330	354
2019	368	371	349	314	305	302	334	337	320	332	337	376
2020	404	389	850	1,347	1,283	1,133	1,100	1,000	885	797	770	756
2021	1,034	822	938	751	607	495	445	395	365	326	293	291
2022	309	297	262	257	264	285	302	313	307	290	277	292
2023	297	313	291	262	246	228						

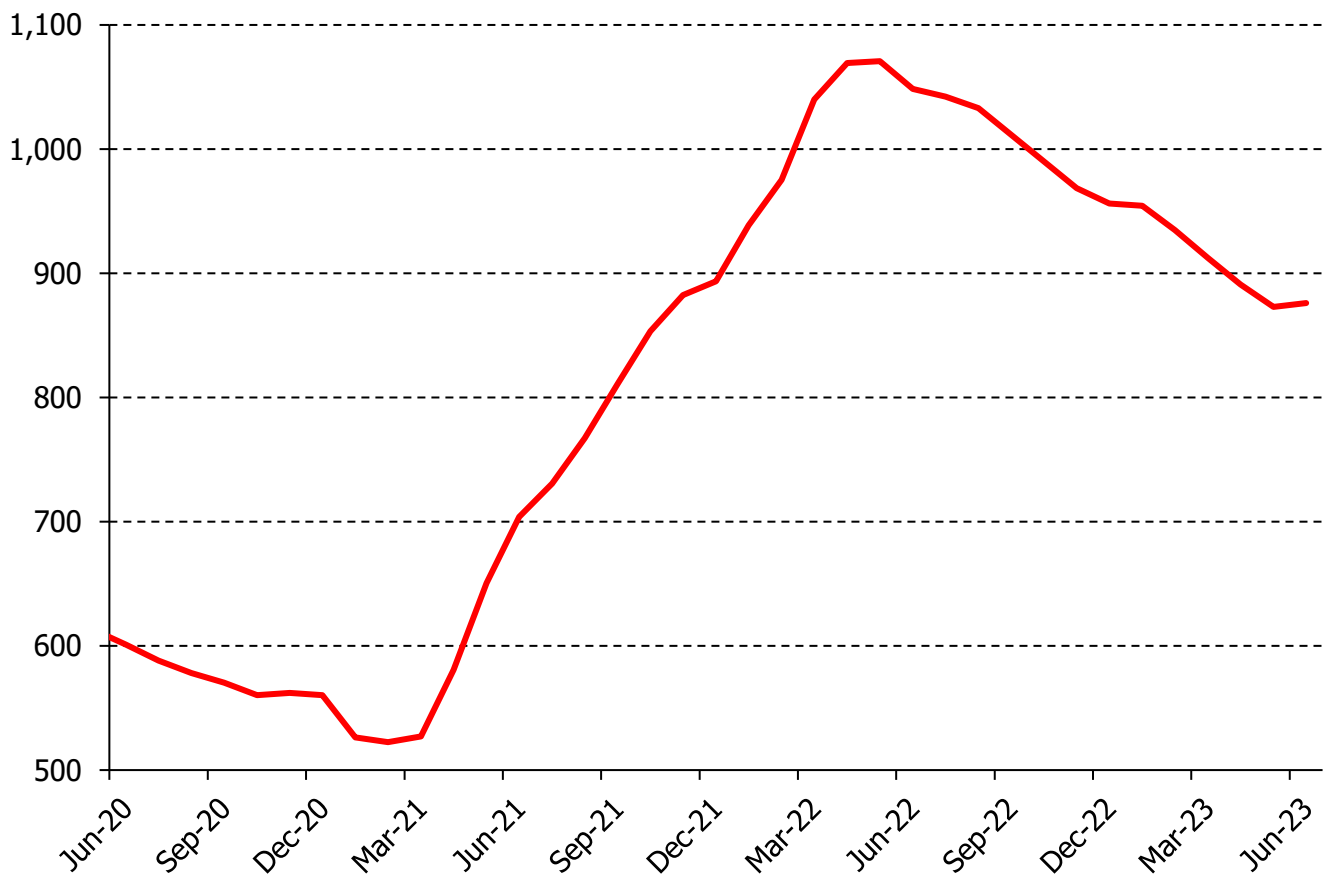
Source: Social Security, Treasury

Number of Registered Unemployed – June 2020 to June 2023



Source: Social Security, Treasury

Number of Vacancies Received During the Month – June 2020 to June 2023



Note: 12 month moving average

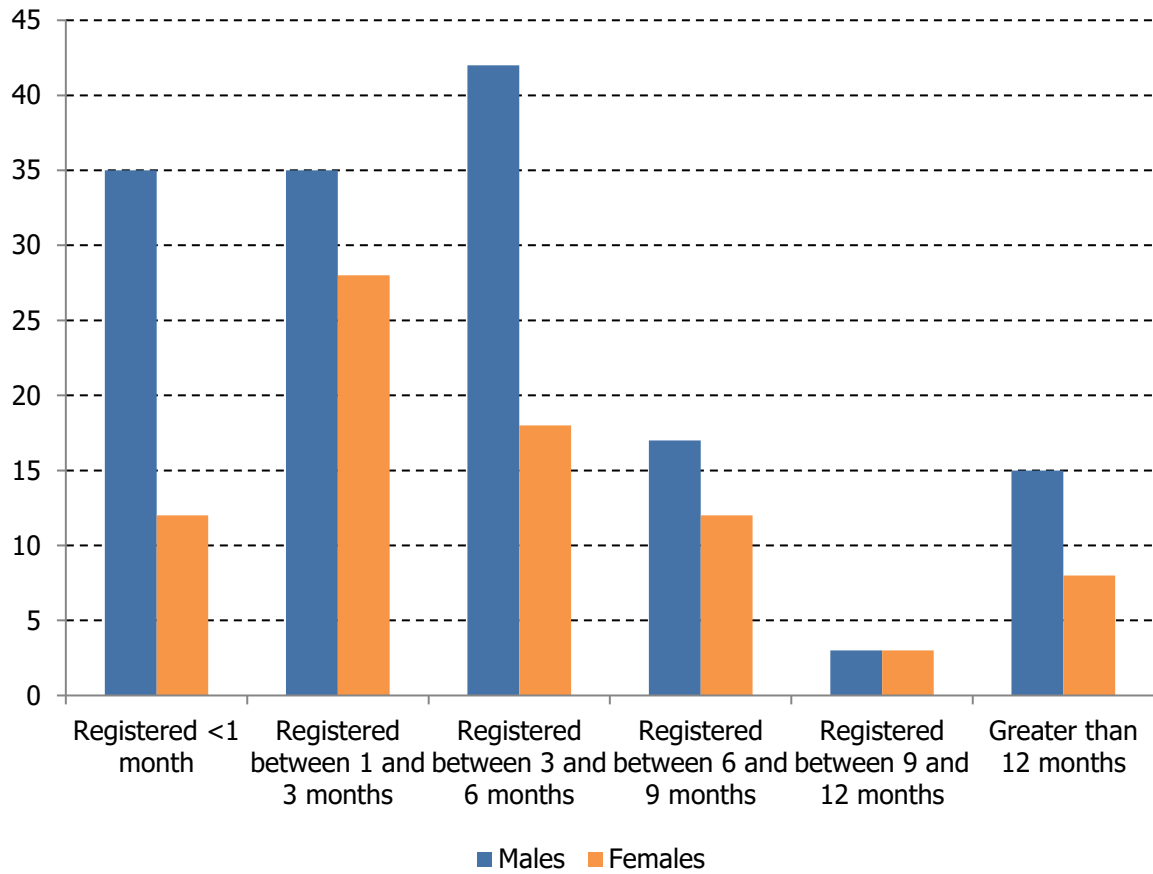
Source: Job Centre, Social Security, Treasury

Unemployment and Vacancies by Industrial Sector

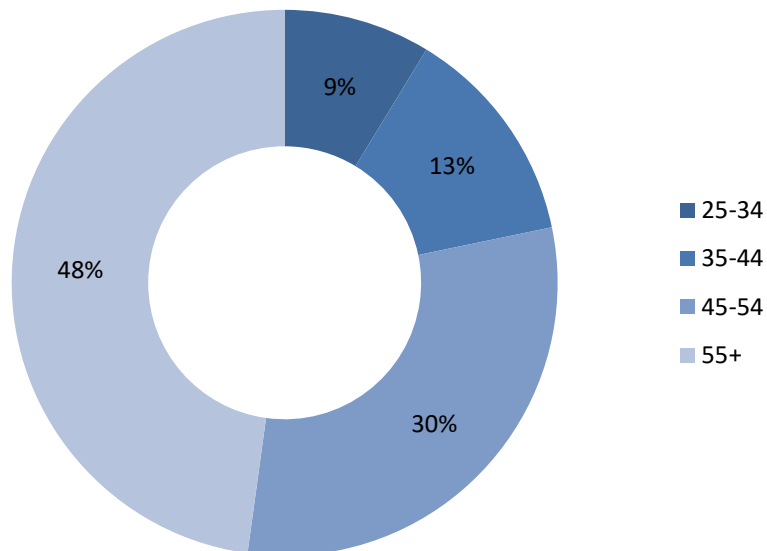
Industrial Sector	Unemployed Persons			Vacancies Remaining Jun 23
	Jun 23	May 23	Jun 22	
Accountancy and Legal Services	2	2	0	39
Agriculture Forestry & Fishing	2	3	4	9
Banking	7	5	7	6
Construction - Unskilled	13	8	11	14
Construction-Skilled	12	15	7	14
Education / Teaching	2	2	3	27
E-Gaming	7	7	1	12
Film Production	0	0	0	0
Information Communication Technology	6	5	3	19
Insurance	2	5	0	8
Manufacturing	8	9	8	48
Medical & Health Services	12	15	14	129
Miscellaneous Services	21	19	15	28
Other Business Services	19	21	32	106
Other Catering & Entertainment	19	23	13	97
Other Financial Institutions	4	3	11	30
Other Professional or Technical Services	2	1	0	2
Property Owning & Managing	0	0	0	2
Public Administration	8	8	4	24
Retail Distribution	17	21	37	95
Tourist Accommodation	8	11	3	53
Transport & Communication	2	1	2	23
Utilities	1	1	2	2
Wholesale Distribution	0	0	0	1
Leaving From Or Arriving On Island	5	7	15	n/a
Other Benefits, Training Centre, Prison	32	35	68	n/a
School Leavers Students etc.	2	5	12	n/a
Not identified	15	14	13	n/a
Total	228	246	285	788

Sources: Job Centre, Social Security, Treasury

Unemployment by duration and gender



Long Term Unemployed by Age



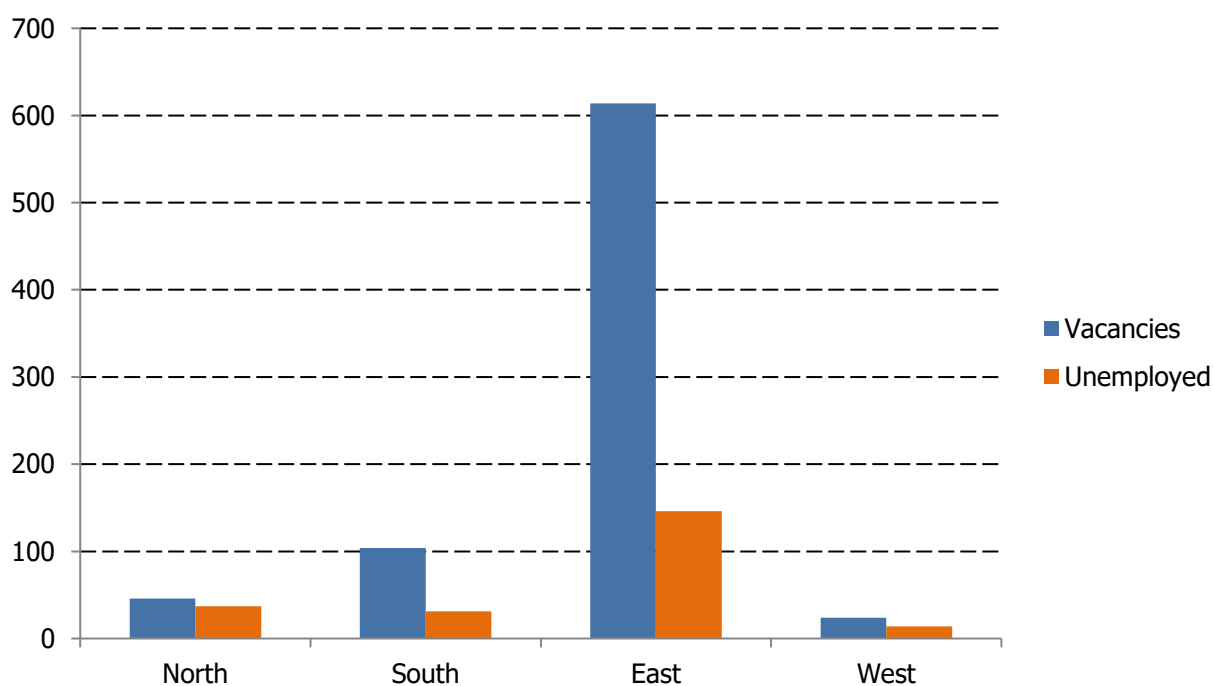
Note: Long term unemployed refers to those who have been unemployed for 12 months or longer. For June 2023 23 persons are classed as long term unemployed. This month the 24 and under group has been removed due to no one in that category being unemployed for 12 months or longer.

Unemployment by Duration and Age of Claimant

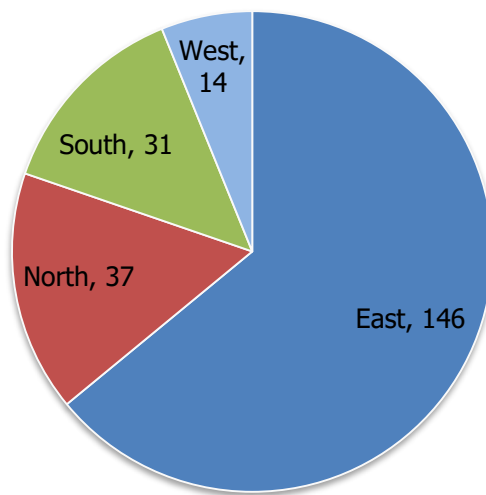
	Under 20	20 - 29	30 - 39	40 - 49	50 - 59	60 and Over	Total
Less than 1 month	3	17	9	7	10	1	47
1 month and up to 3 months	6	13	12	16	13	3	63
3 months and up to 6 months	5	18	10	7	14	6	60
6 months and up to 1 year	2	6	7	9	5	6	35
1 year and up to 2 years	0	1	3	3	5	3	15
2 years and up to 4 years	0	0	0	1	2	3	6
4 years and over	0	0	0	0	1	1	2
Total	16	55	41	43	50	23	228

Source: Job Centre, Social Security, Treasury

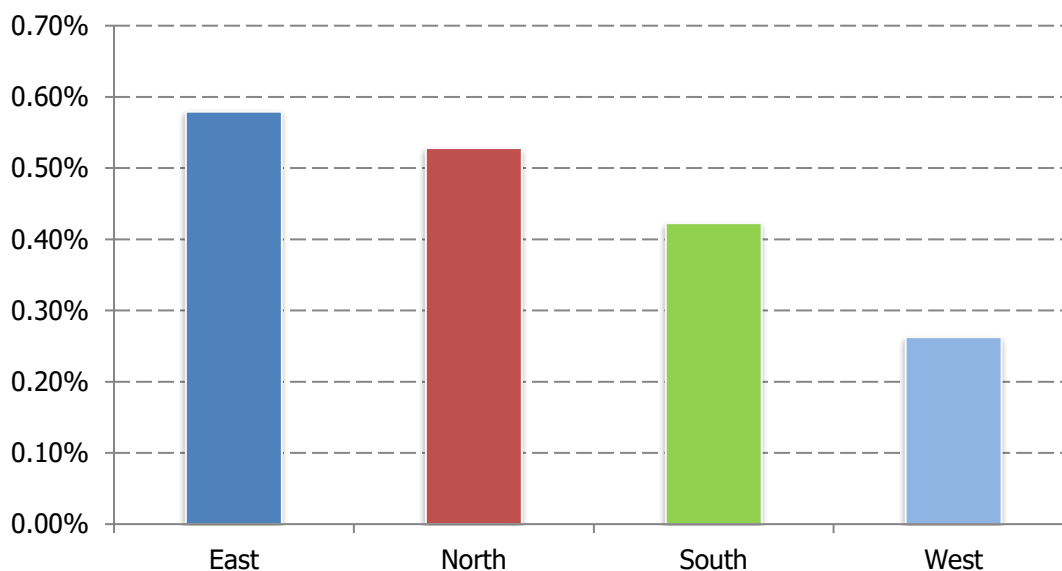
Vacancies per Region by Unemployment per Region



Unemployed Persons by Region



Regional Unemployment Rates



Source: Social Security, Treasury

Note: The regional unemployment rates are the number of unemployed in each region as a proportion of the economically active in that region, as determined by the 2021 Census.

East	North	South	West
Douglas	Ramsey	Castletown	Peel
Laxey	Andreas	Port Erin	German
Onchan	Ballaugh	Port St Mary	Michael
Braddan	Bride	Arbory	Patrick
Lonan	Jurby	Malew	
Marown	Lezayre	Rushen	
Santon	Maughold		

ISLE OF MAN LABOUR MARKET METHODOLOGY AND CONTACTS



METHODOLOGICAL NOTES

Registered unemployment is measured as a claimant count of those persons registered for Job Seekers Allowance (JSA). There is no legal requirement to register to receive Job Seekers Allowance.

International Labour Organisation (ILO) definition

There are two common measures of unemployment: the claimant count (as detailed above), and that used by the ILO. The ILO measure includes not only those who are registered as unemployed (such as claiming JSA) but also those who are not registered but may still be looking for work.

Historically, the Island has only published the ILO definition of unemployment when census results have been made available. This report uses analysis of the ILO unemployment rate and the claimant count rate to generate an estimate of number of individuals that may be unemployed and actively seeking work but not registered as doing so.

In February 2022, the economically active population used in the calculation of the unemployment rate was updated to 44,875 to bring in line with the 2021 Isle of Man Census. The previous figure, based on the 2016 Census, was 42,777.

Additional information may be supplied on request.


CONTACT DETAILS

For further information please contact : Statistics Isle of Man, Nivison House, 31 Prospect Hill, Douglas, IM1 1ET Email: statistics@gov.im Telephone: (+44) 01624 685742



Isle of Man
Government

Reiltys Ellan Vannin



Statistics Isle of Man
Nivison House
31 Prospect Hill
Douglas
Isle of Man
IM1 1ET

Email: **Statistics@gov.im**

www.gov.im/