



**Isle of Man**  
**Government**

*Reiltys Ellan Vannin*

# Isle of Man Labour Market Report March 2023

Statistics Isle of Man

Cabinet Office

May 2023

# ISLE OF MAN LABOUR MARKET MARCH 2023



## KEY POINTS AS AT THE END MARCH 2023

### REGISTERED UNEMPLOYED

**291**

#### DECREASE IN NUMBER OF REGISTERED UNEMPLOYED

Unemployment has decreased by 22 persons from the previous month (February 2023), and has increased by 29 persons compared with the same month last year March 2022.

### UN- EMPLOYMENT RATE

**0.6%**

#### UNEMPLOYMENT % RATE

The unemployment rate for March 2023 is 0.6%, which is a decrease of 0.1% on the previous month (February 2023). The unemployment rate is the proportion of economically active population registered unemployed.

### VACANCIES

**811**

#### DECREASE IN LIVE VACANCIES AS AT THE END OF THE MONTH

811 job vacancies remained at the Job centre in March 2023, which is a decrease of 30 vacancies compared to the previous month (February 2023). Of these, 56% (451) were full time positions and 44% (360) were part time.

### ILO ESTIMATE

**736**

#### INTERNATIONAL LABOUR ORGANISATION ESTIMATE OF UNEMPLOYMENT

It is estimated that 736 individuals are unemployed and looking for work in March 2023 compared with 758 in February 2023. This amounts to an unemployment rate of 1.6%. See Methodology section for further details.

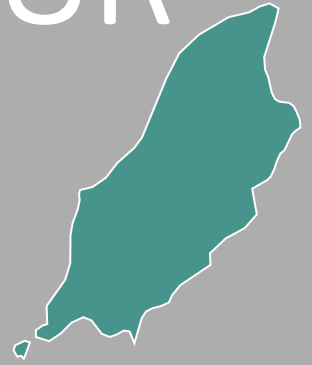


183 Unemployed  
Males  
63%



108 Unemployed  
Females  
37%

# ISLE OF MAN LABOUR MARKET MARCH 2023



## SECTORS WITH HIGHEST NUMBERS OF UNEMPLOYED PERSONS - MARCH 2023



Catering and  
Entertainment  
40



Retail Distribution  
24



Other Business Services  
23



Miscellaneous Services  
21



Tourist Accommodation  
15



Construction- Skilled  
13

## SECTORS WITH HIGHEST NUMBERS OF JOB VACANCIES REMAINING - MARCH 2023



Catering and Entertainment  
167



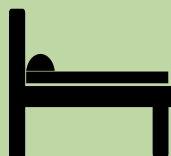
Medical and Health  
Services  
105



Other Business Services  
101



Retail Distribution  
95



Tourist Accommodation  
59



Accountancy and Legal  
Services  
43

## Registered Unemployment March 2023: Detailed Breakdown

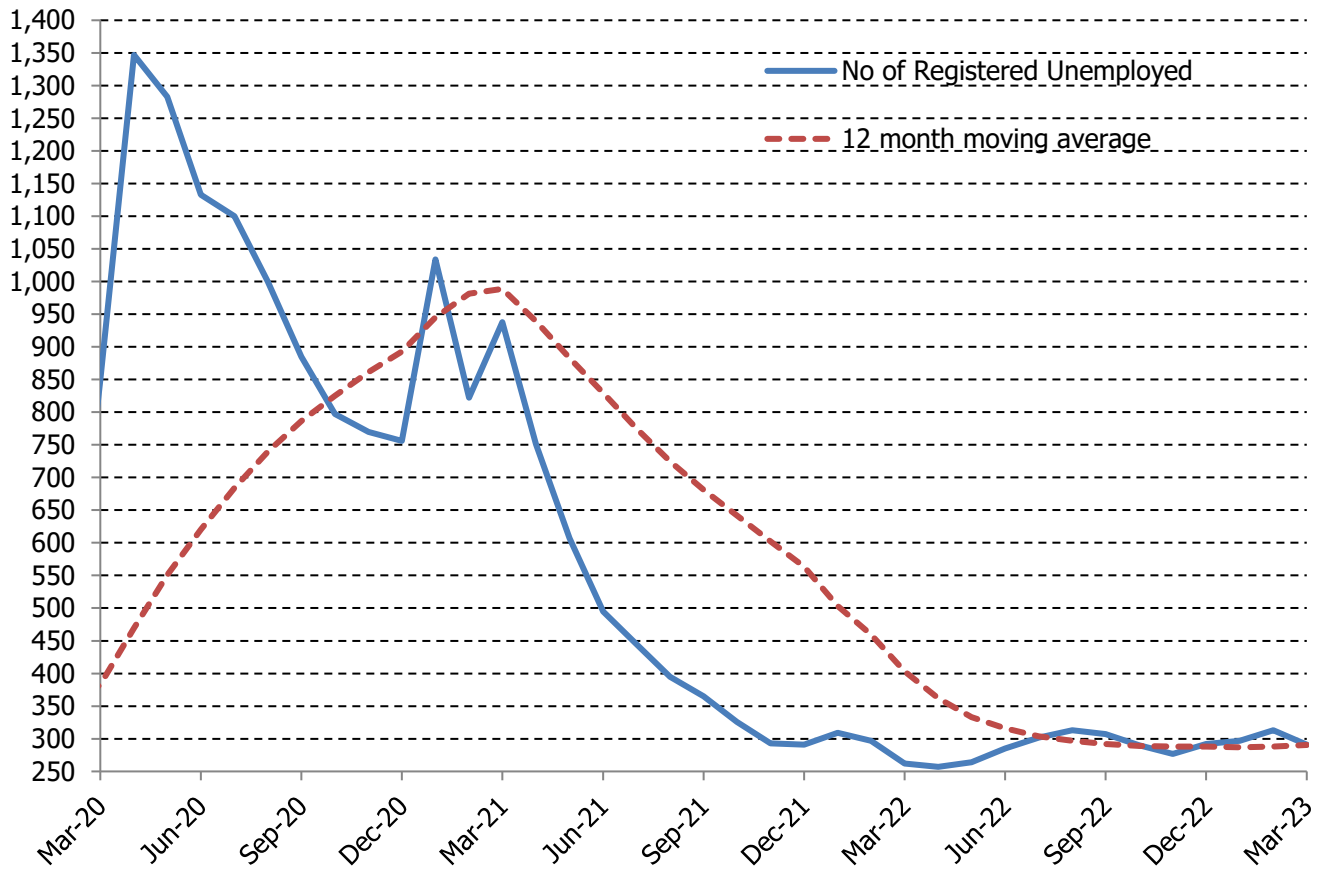
	Current Month Mar 23	Last Month Feb 23	Net Change over Month	Last Year Mar 22	Net Change over Year
<b>Total Unemployment :-</b>	<b>291</b>	<b>313</b>	<b>-22</b>	<b>262</b>	<b>29</b>
Males	183	194	-11	184	-1
Females	108	119	-11	78	30
<b>Included amongst the Unemployed are:-</b>					
Persons Requiring Work Permits	0	0	0	1	-1
Persons under 18	11	16	-5	5	6
Claimants signing for credits only	26	30	-4	26	0

### Historic Isle of Man Registered Unemployment

	Jan	Feb	Mar	Apr	May	Jun	Jul	Aug	Sep	Oct	Nov	Dec
<b>1999</b>	406	390	330	271	249	223	268	234	235	231	228	258
<b>2000</b>	269	267	242	187	167	192	211	204	203	198	211	206
<b>2001</b>	255	229	192	173	154	157	178	182	149	165	187	211
<b>2002</b>	244	266	224	198	183	184	202	195	189	195	219	235
<b>2003</b>	263	284	293	249	236	273	332	369	301	329	334	327
<b>2004</b>	386	416	376	363	364	315	351	390	378	423	452	487
<b>2005</b>	543	552	542	561	556	517	582	569	577	563	589	591
<b>2006</b>	622	646	615	563	545	544	602	600	571	604	568	577
<b>2007</b>	586	616	552	624	569	594	614	633	593	611	562	571
<b>2008</b>	627	596	532	543	550	519	591	595	605	667	641	721
<b>2009</b>	926	980	947	925	915	922	967	981	901	888	885	878
<b>2010</b>	1,029	970	924	867	792	794	822	771	748	753	735	795
<b>2011</b>	856	867	891	843	806	846	890	830	890	910	971	979
<b>2012</b>	1,100	1,043	1,031	1,037	956	992	1,017	992	1,014	1,065	1,014	1,020
<b>2013</b>	1,176	1,181	1,208	1,108	1,072	1,056	1,055	1,028	1,022	1,064	1,117	1,159
<b>2014</b>	1,182	1,146	1,061	986	890	918	934	904	859	866	864	882
<b>2015</b>	973	930	865	834	768	768	790	776	765	774	786	861
<b>2016</b>	873	828	794	711	663	636	620	596	592	552	573	579
<b>2017</b>	601	574	507	462	440	407	420	393	338	336	319	335
<b>2018</b>	361	373	399	407	330	313	321	336	331	325	330	354
<b>2019</b>	368	371	349	314	305	302	334	337	320	332	337	376
<b>2020</b>	404	389	850	1,347	1,283	1,133	1,100	1,000	885	797	770	756
<b>2021</b>	1,034	822	938	751	607	495	445	395	365	326	293	291
<b>2022</b>	309	297	262	257	264	285	302	313	307	290	277	292
<b>2023</b>	297	313	291									

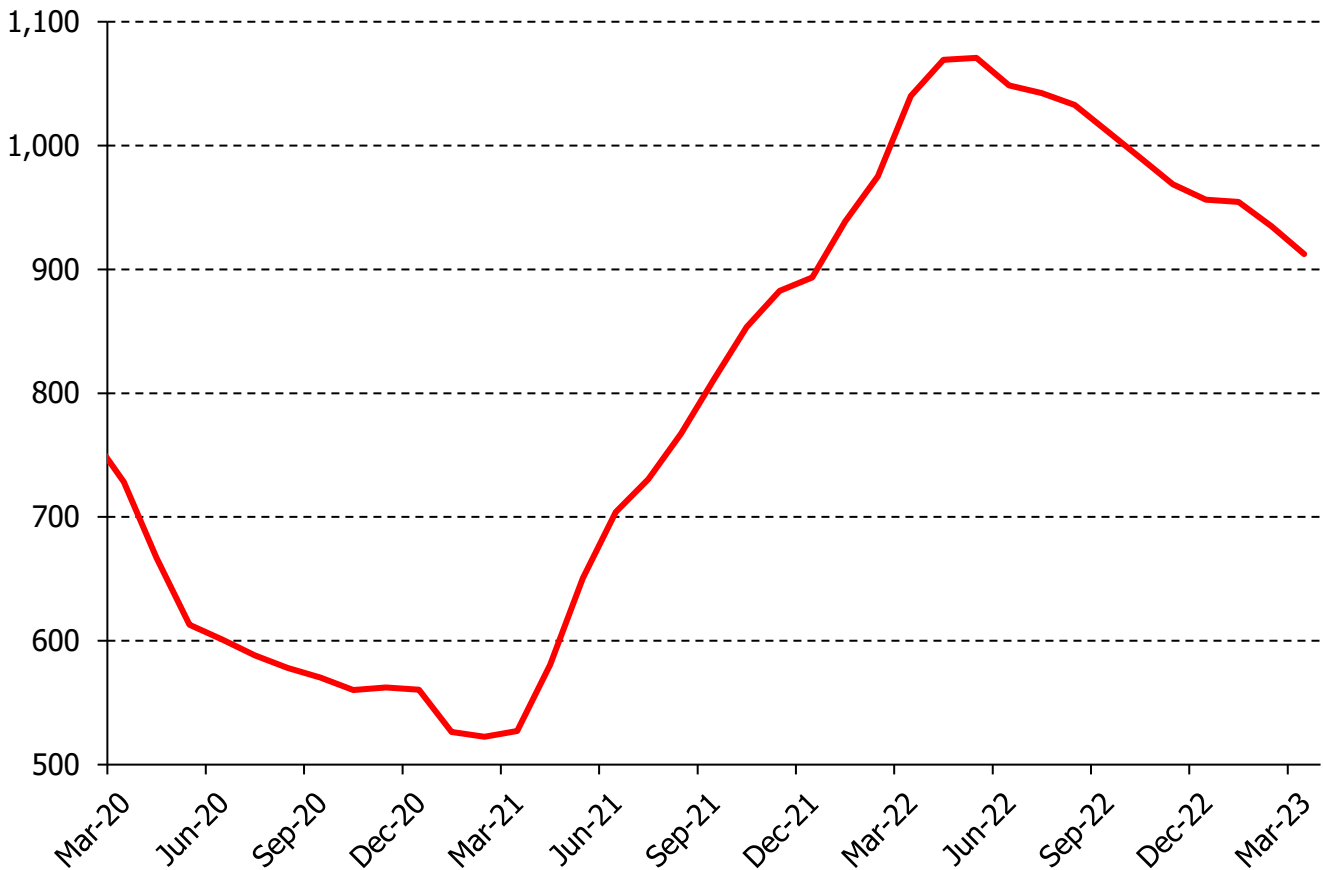
**Source:** Social Security, Treasury

### Number of Registered Unemployed – March 2020 to March 2023



Source: Social Security, Treasury

### Number of Vacancies Received During the Month – March 2020 to March 2023



Note: 12 month moving average

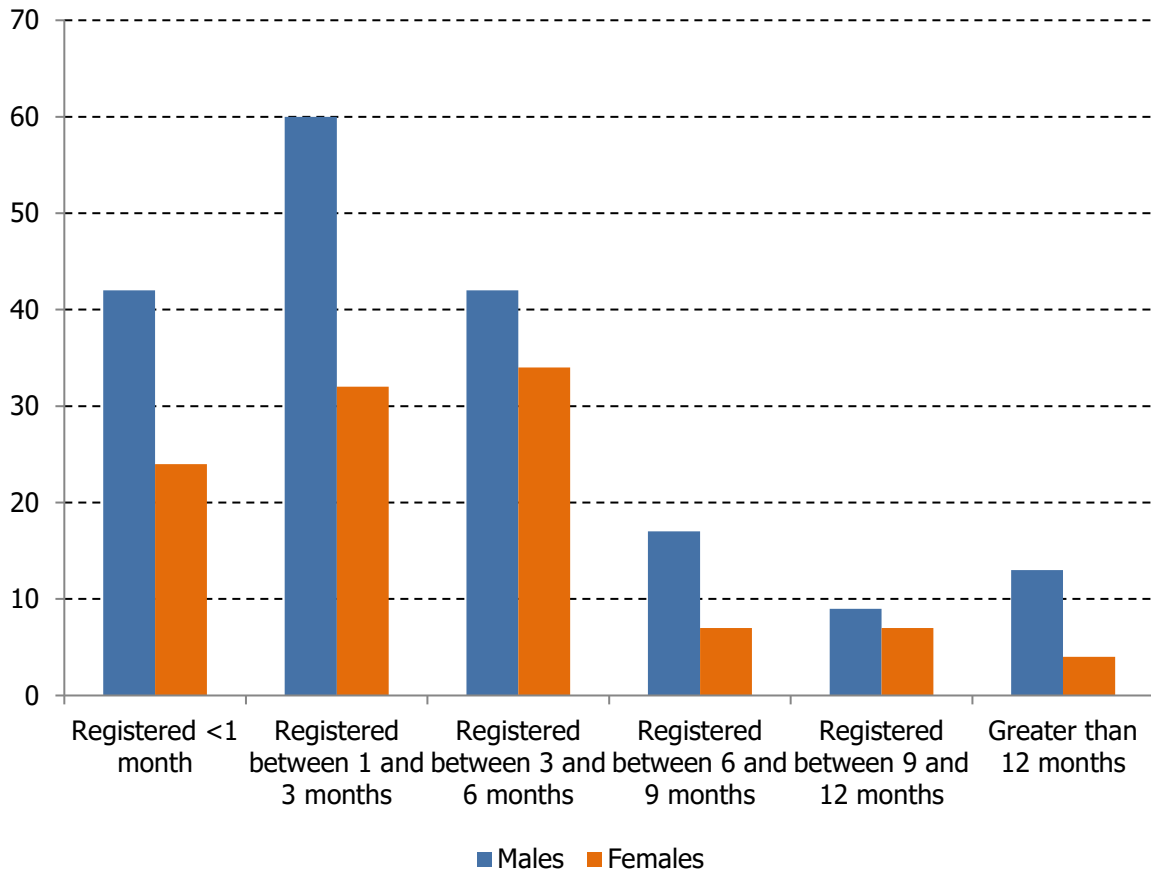
Source: Job Centre, Social Security, Treasury

## Unemployment and Vacancies by Industrial Sector

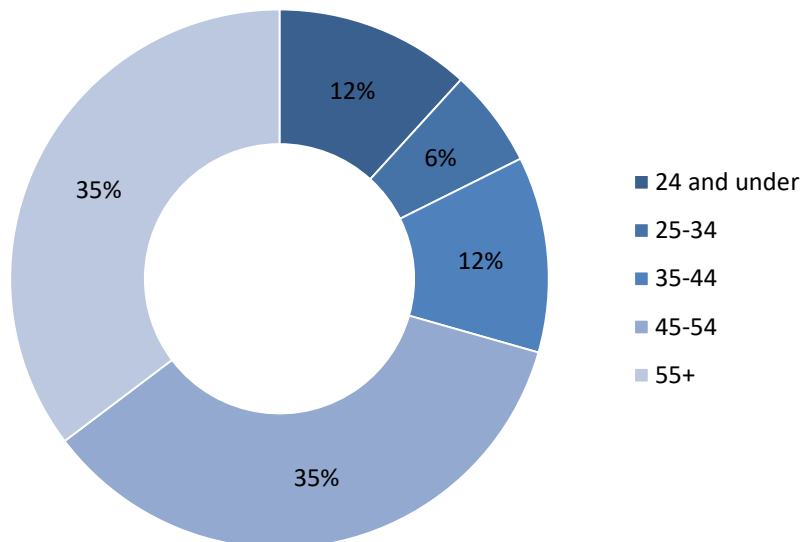
Industrial Sector	Unemployed Persons			Vacancies Remaining Mar 23
	Mar 23	Feb 23	Mar 22	
Accountancy and Legal Services	3	1	0	43
Agriculture Forestry & Fishing	2	4	3	6
Banking	5	10	7	27
Construction - Unskilled	9	8	15	12
Construction-Skilled	13	14	8	10
Education / Teaching	2	2	4	28
E-Gaming	3	3	3	9
Film Production	0	0	0	0
Information Communication Technology	3	5	3	11
Insurance	3	3	3	2
Manufacturing	13	9	7	27
Medical & Health Services	11	17	10	105
Miscellaneous Services	21	19	15	45
Other Business Services	23	19	35	101
Other Catering & Entertainment	40	44	21	167
Other Financial Institutions	4	7	9	17
Other Professional or Technical Services	1	4	0	6
Property Owning & Managing	1	0	0	4
Public Administration	9	11	5	24
Retail Distribution	24	25	23	95
Tourist Accommodation	15	16	5	59
Transport & Communication	7	7	6	4
Utilities	1	1	3	5
Wholesale Distribution	1	2	0	4
Leaving From Or Arriving On Island	11	13	3	n/a
Other Benefits, Training Centre, Prison	38	39	47	n/a
School Leavers Students etc.	12	14	9	n/a
Not identified	16	16	18	n/a
<b>Total</b>	<b>291</b>	<b>313</b>	<b>262</b>	<b>811</b>

**Sources:** Job Centre, Social Security, Treasury

### Unemployment by duration and gender



### Long Term Unemployed by Age



**Note:** Long term unemployed refers to those who have been unemployed for 12 months or longer, for March 2023 17 persons are classed as long term unemployed.

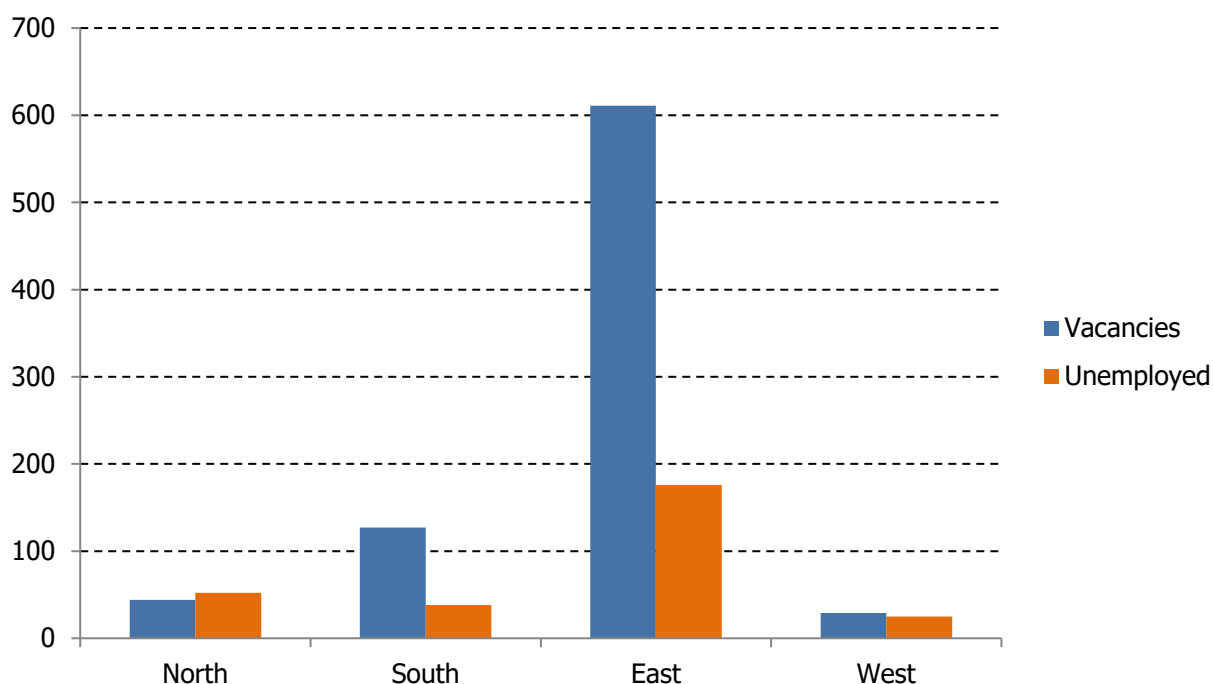


### Unemployment by Duration and Age of Claimant

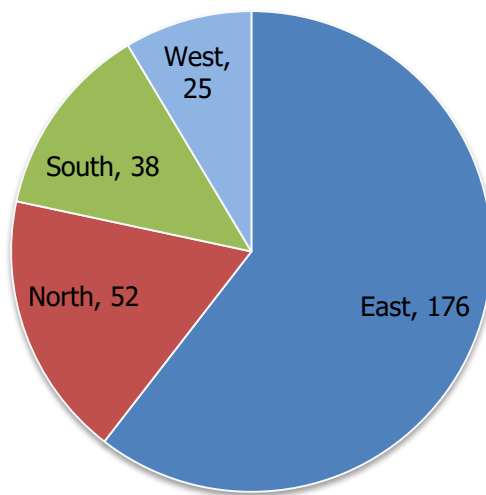
	Under 20	20 - 29	30 - 39	40 - 49	50 - 59	60 and Over	Total
Less than 1 month	4	19	12	12	11	8	<b>66</b>
1 month and up to 3 months	11	26	18	12	20	5	<b>92</b>
3 months and up to 6 months	10	16	15	11	15	9	<b>76</b>
6 months and up to 1 year	8	8	4	4	7	9	<b>40</b>
1 year and up to 2 years	1	1	2	4	1	0	<b>9</b>
2 years and up to 4 years	0	0	0	1	2	3	<b>6</b>
4 years and over	0	0	0	0	1	1	<b>2</b>
<b>Total</b>	<b>34</b>	<b>70</b>	<b>51</b>	<b>44</b>	<b>57</b>	<b>35</b>	<b>291</b>

**Source:** Job Centre, Social Security, Treasury

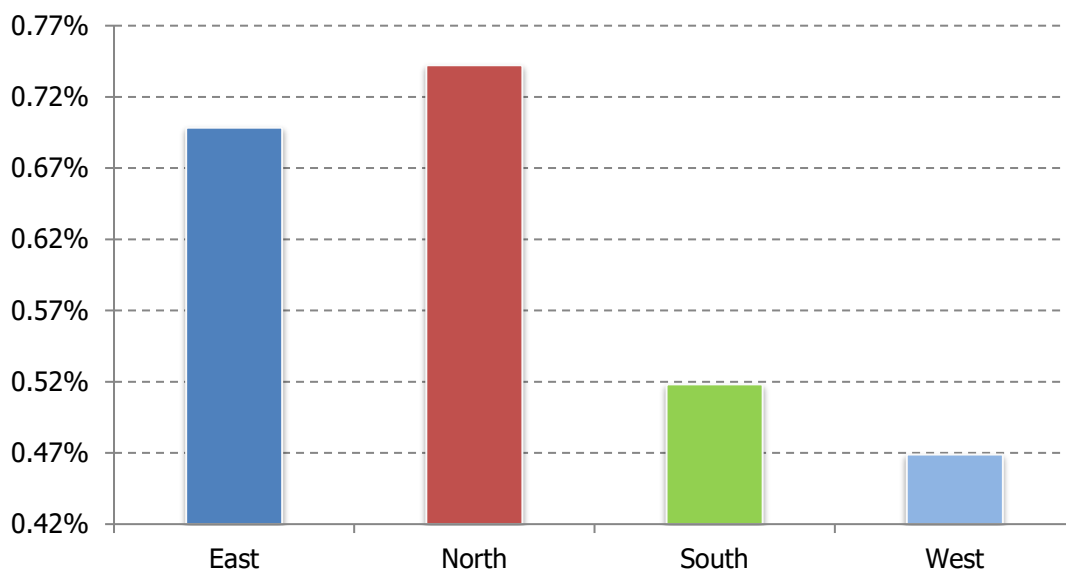
### Vacancies per Region by Unemployment per Region



## Unemployed Persons by Region



## Regional Unemployment Rates



**Source:** Social Security, Treasury

**Note:** The regional unemployment rates are the number of unemployed in each region as a proportion of the economically active in that region, as determined by the 2021 Census.

East	North	South	West
Douglas	Ramsey	Castletown	Peel
Laxey	Andreas	Port Erin	German
Onchan	Ballaugh	Port St Mary	Michael
Braddan	Bride	Arbory	Patrick
Lonan	Jurby	Malew	
Marown	Lezayre	Rushen	
Santon	Maughold		

# ISLE OF MAN LABOUR MARKET METHODOLOGY AND CONTACTS



## METHODOLOGICAL NOTES

Registered unemployment is measured as a claimant count of those persons registered for Job Seekers Allowance (JSA). There is no legal requirement to register to receive Job Seekers Allowance.

International Labour Organisation (ILO) definition

There are two common measures of unemployment: the claimant count (as detailed above), and that used by the ILO. The ILO measure includes not only those who are registered as unemployed (such as claiming JSA) but also those who are not registered but may still be looking for work.

Historically, the Island has only published the ILO definition of unemployment when census results have been made available. This report uses analysis of the ILO unemployment rate and the claimant count rate to generate an estimate of number of individuals that may be unemployed and actively seeking work but not registered as doing so.

In February 2022, the economically active population used in the calculation of the unemployment rate was updated to 44,875 to bring in line with the 2021 Isle of Man Census. The previous figure, based on the 2016 Census, was 42,777.

Additional information may be supplied on request.

## CONTACT DETAILS

For further information please contact : Statistics Isle of Man, Nivison House, 31 Prospect Hill, Douglas, IM1 1ET Email: [statistics@gov.im](mailto:statistics@gov.im) Telephone: (+44) 01624 685742



Statistics Isle of Man  
Nivison House  
31 Prospect Hill  
Douglas  
Isle of Man  
IM1 1ET

Email: **Statistics@gov.im**

**[www.gov.im/](http://www.gov.im/)**