



Isle of Man
Government

Reiltys Ellan Vannin

Isle of Man
Labour Market
Report
September 2022

Statistics Isle of Man

Cabinet Office

October 2022

ISLE OF MAN LABOUR MARKET MARKET SEPTEMBER 2022



KEY POINTS AS AT THE END SEPTEMBER 2022

REGISTERED UNEMPLOYED

307

DECREASE IN NUMBER OF REGISTERED UNEMPLOYED

Unemployment has decreased by 6 persons from the previous month (August 2022), and has decreased by 58 persons compared to the same month last year (September 2021).

UN- EMPLOYMENT RATE

0.7%

UNEMPLOYMENT % RATE

The unemployment rate for September 2022 is 0.7%, remaining the same as the previous month (August 2022). The unemployment rate is the proportion of economically active population registered unemployed.

VACANCIES

910

INCREASE IN LIVE VACANCIES AS AT THE END OF THE MONTH

910 job vacancies remained at the Job centre in September 2022, which is an increase of 51 vacancies compared to the previous month (August 2022). Of these, 52% (477) were full time positions and 48% (433) were part time.

ILO ESTIMATE

752

INTERNATIONAL LABOUR ORGANISATION ESTIMATE OF UNEMPLOYMENT

It is estimated that 752 individuals are unemployed and looking for work in September 2022 compared with 758 in August 2022. This amounts to an unemployment rate of 1.8%. See Methodology section for further details.



198 Unemployed
Males
64%




109 Unemployed
Females
36%

ISLE OF MAN LABOUR MARKET SEPTEMBER 2022



SECTORS WITH HIGHEST NUMBERS OF UNEMPLOYED PERSONS - SEPTEMBER 2022




Miscellaneous Services
29



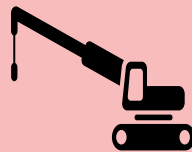
Retail Distribution
28



Other Business Services
25



Catering and Entertainment
19



Construction-Skilled
12



Medical and Health Services
11

SECTORS WITH HIGHEST NUMBERS OF JOB VACANCIES REMAINING - SEPTEMBER 2022




Catering and Entertainment
174



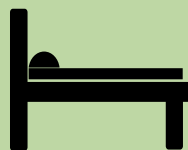
Medical and Health Services
142



Retail Distribution
165



E-gaming
54



Tourist Accommodation
48



Miscellaneous Services
44

Registered Unemployment September 2022: Detailed Breakdown

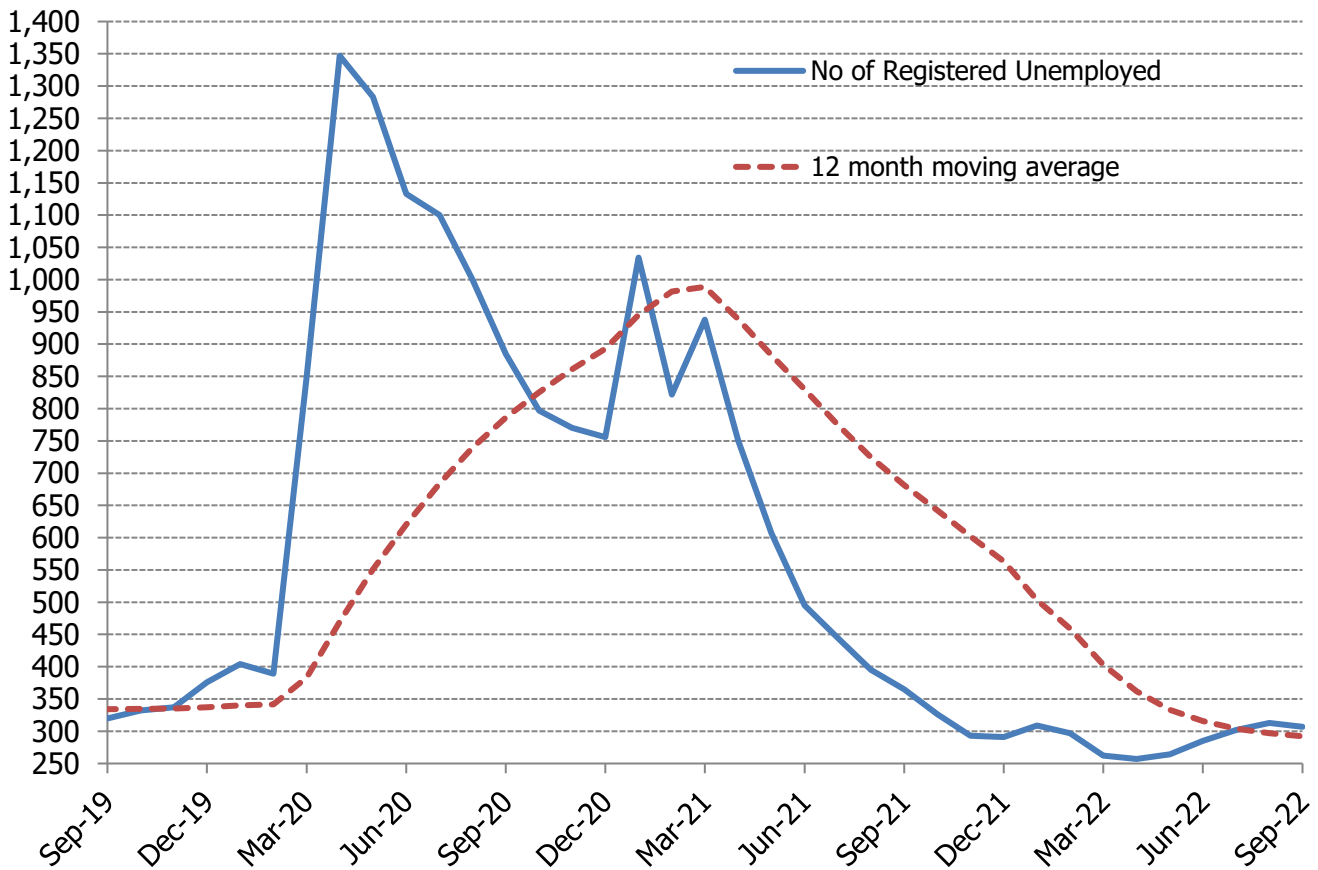
	Current Month Sep 22	Last Month Aug 22	Net Change over Month	Last Year Sep 21	Net Change over Year
Total Unemployment :-	307	313	-6	365	-58
Males	198	192	6	236	-38
Females	109	121	-12	129	-20
Included amongst the Unemployed are:-					
Persons Requiring Work Permits	0	1	-1	3	-3
Persons under 18	14	11	3	6	8
Claimants signing for credits only	30	30	0	47	-17

Historic Isle of Man Registered Unemployment

	Jan	Feb	Mar	Apr	May	Jun	Jul	Aug	Sep	Oct	Nov	Dec
1999	406	390	330	271	249	223	268	234	235	231	228	258
2000	269	267	242	187	167	192	211	204	203	198	211	206
2001	255	229	192	173	154	157	178	182	149	165	187	211
2002	244	266	224	198	183	184	202	195	189	195	219	235
2003	263	284	293	249	236	273	332	369	301	329	334	327
2004	386	416	376	363	364	315	351	390	378	423	452	487
2005	543	552	542	561	556	517	582	569	577	563	589	591
2006	622	646	615	563	545	544	602	600	571	604	568	577
2007	586	616	552	624	569	594	614	633	593	611	562	571
2008	627	596	532	543	550	519	591	595	605	667	641	721
2009	926	980	947	925	915	922	967	981	901	888	885	878
2010	1,029	970	924	867	792	794	822	771	748	753	735	795
2011	856	867	891	843	806	846	890	830	890	910	971	979
2012	1,100	1,043	1,031	1,037	956	992	1,017	992	1,014	1,065	1,014	1,020
2013	1,176	1,181	1,208	1,108	1,072	1,056	1,055	1,028	1,022	1,064	1,117	1,159
2014	1,182	1,146	1,061	986	890	918	934	904	859	866	864	882
2015	973	930	865	834	768	768	790	776	765	774	786	861
2016	873	828	794	711	663	636	620	596	592	552	573	579
2017	601	574	507	462	440	407	420	393	338	336	319	335
2018	361	373	399	407	330	313	321	336	331	325	330	354
2019	368	371	349	314	305	302	334	337	320	332	337	376
2020	404	389	850	1,347	1,283	1,133	1,100	1,000	885	797	770	756
2021	1,034	822	938	751	607	495	445	395	365	326	293	291
2022	319	297	262	257	264	285	302	313	307			

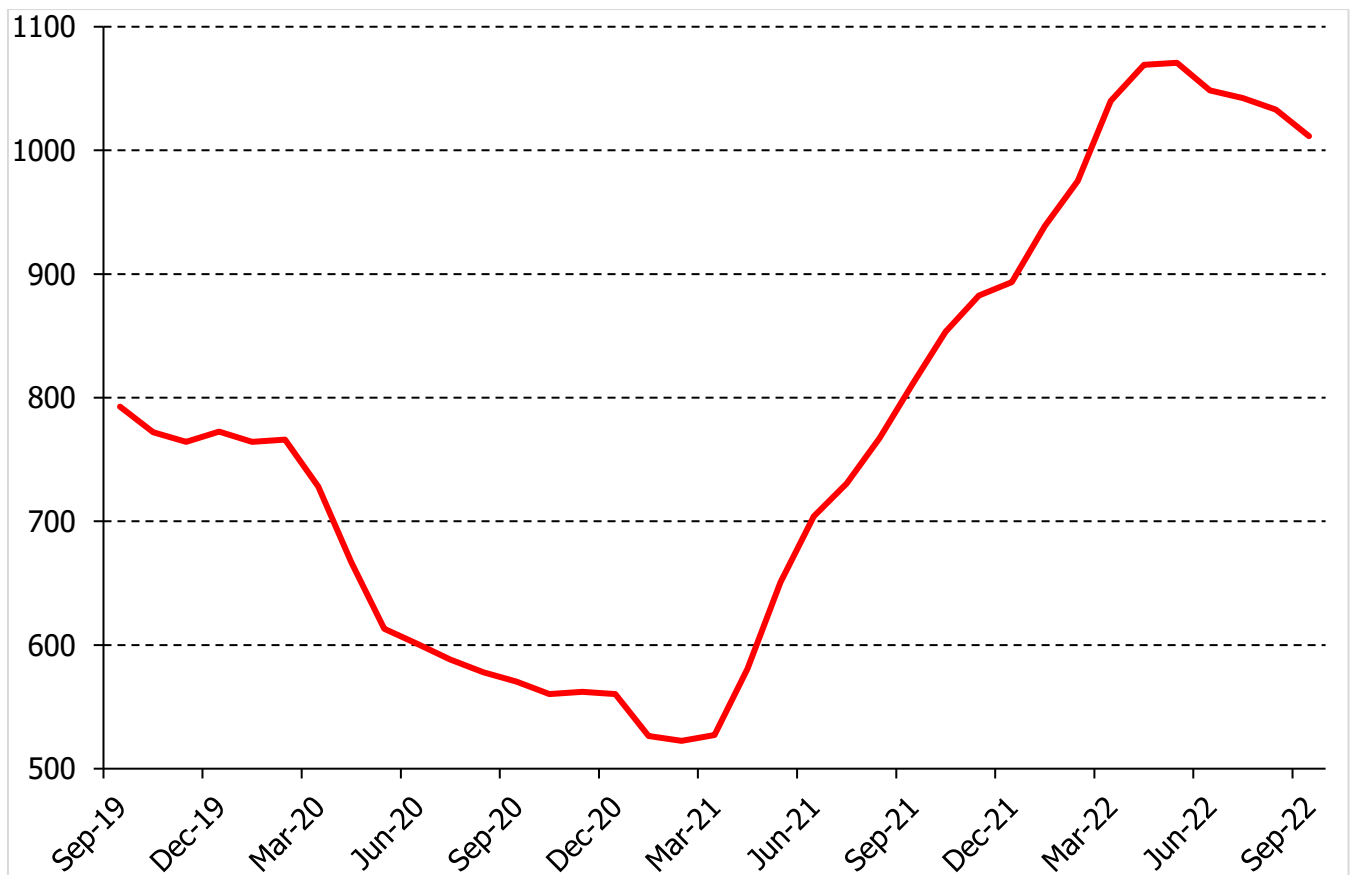
Source: Social Security, Treasury

Number of Registered Unemployed – September 2019 to September 2022



Source: Social Security, Treasury

Number of Vacancies Received During the Month – September 2019 to September 2022



Note: 12 month moving average

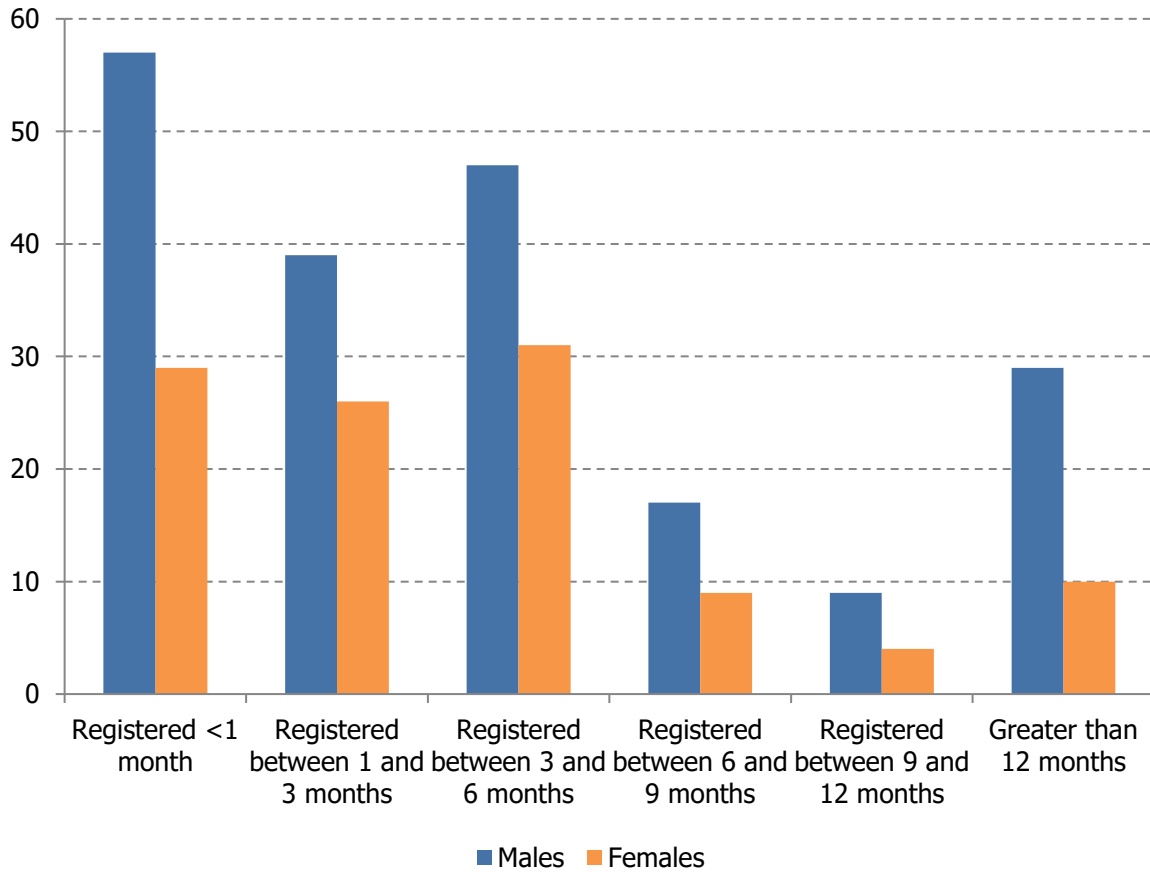
Source: Job Centre, Social Security, Treasury

Unemployment and Vacancies by Industrial Sector

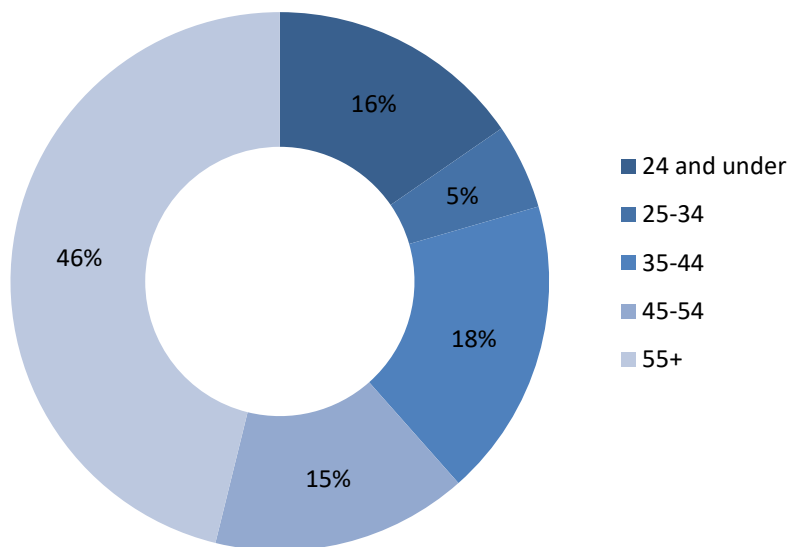
Industrial Sector	Unemployed Persons			Vacancies Remaining Sep 22
	Sep 22	Aug 22	Sep 21	
Accountancy and Legal Services	0	0	3	14
Agriculture Forestry & Fishing	5	3	8	6
Banking	4	7	7	25
Construction - Unskilled	10	14	22	4
Construction-Skilled	12	9	11	37
Education / Teaching	3	4	7	35
E-Gaming	2	2	5	54
Film Production	0	0	0	0
Information Communication Technology	3	3	5	10
Insurance	0	0	3	4
Manufacturing	8	10	12	35
Medical & Health Services	11	11	12	142
Miscellaneous Services	29	24	21	44
Other Business Services	25	28	43	36
Other Catering & Entertainment	19	17	24	174
Other Financial Institutions	10	9	20	17
Other Professional or Technical Services	1	0	0	16
Property Owning & Managing	1	1	0	0
Public Administration	3	4	6	15
Retail Distribution	28	33	30	165
Tourist Accommodation	7	6	8	48
Transport & Communication	5	4	9	25
Utilities	1	1	0	3
Wholesale Distribution	2	0	0	1
Leaving From Or Arriving On Island	23	23	7	n/a
Other Benefits, Training Centre, Prison	57	65	64	n/a
School Leavers Students etc.	21	20	14	n/a
Not identified	17	15	24	n/a
Total	307	313	365	910

Sources: Job Centre, Social Security, Treasury

Unemployment by duration and gender



Long Term Unemployed by Age



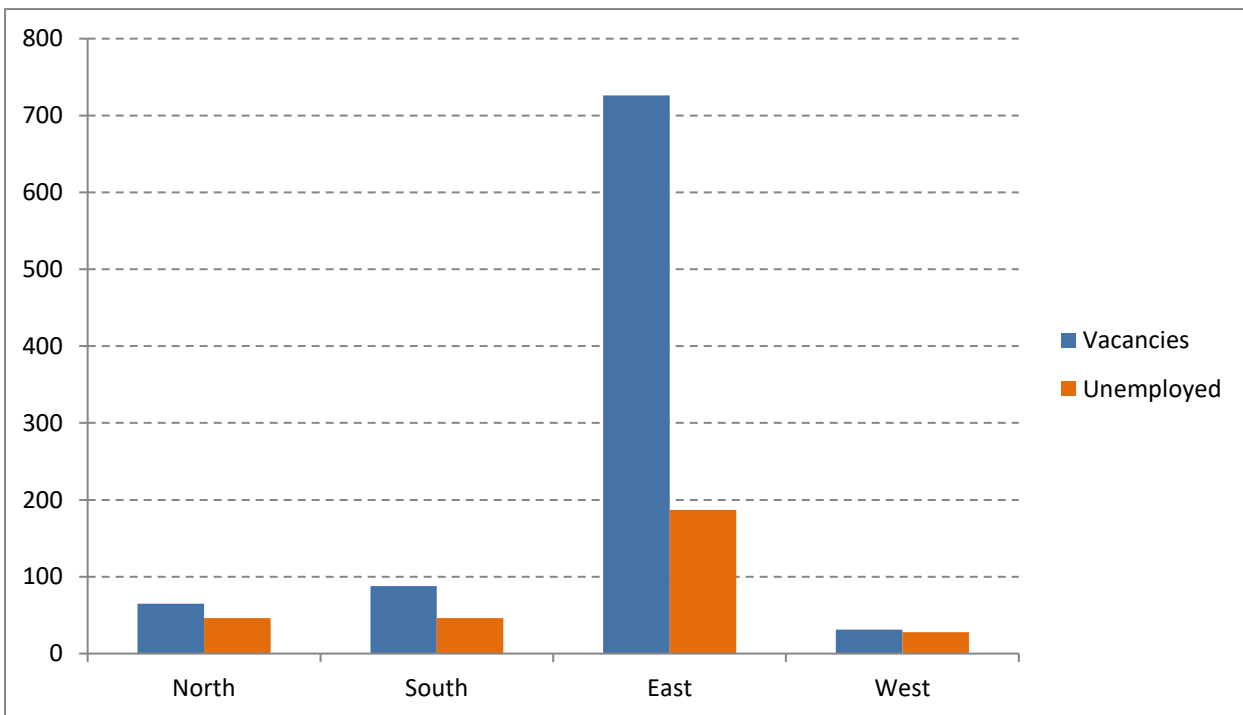
Note: Long term unemployed refers to those who have been unemployed for 12 months or longer, for September 2022 39 persons are classed as long term unemployed.

Unemployment by Duration and Age of Claimant

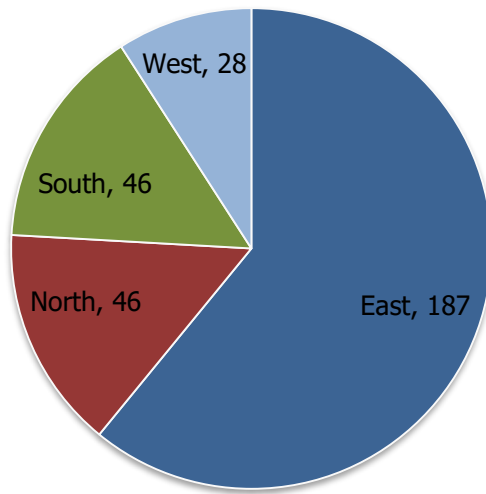
	Under 20	20 - 29	30 - 39	40 - 49	50 - 59	60 and Over	Total
Less than 1 month	18	20	16	13	13	6	86
1 month and up to 3 months	8	18	14	11	10	4	65
3 months and up to 6 months	9	17	8	17	15	12	78
6 months and up to 1 year	5	9	3	9	8	5	39
1 year and up to 2 years	0	5	2	3	3	3	16
2 years and up to 4 years	1	0	0	4	5	9	19
4 years and over	0	1	1	1	0	1	4
Total	41	70	44	58	54	40	307

Source: Job Centre, Social Security, Treasury

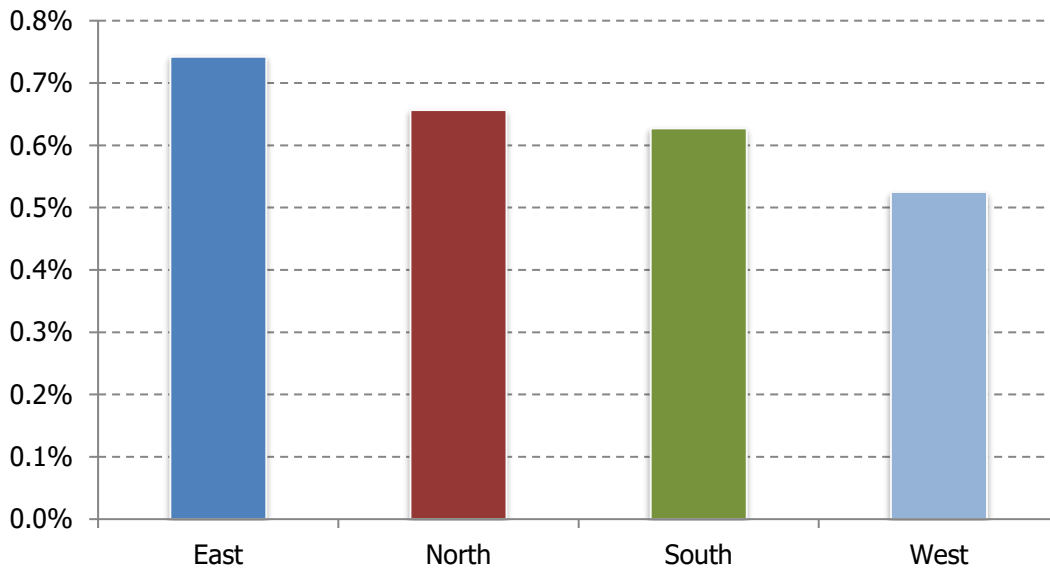
Vacancies per Region by Unemployment per Region



Unemployed Persons by Region



Regional Unemployment Rates

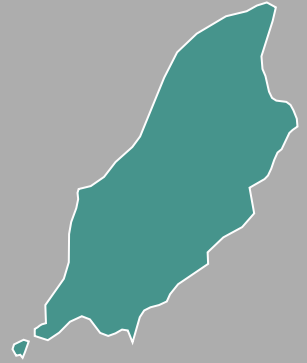


Source: Social Security, Treasury

Note: The regional unemployment rates are the number of unemployed in each region as a proportion of the economically active in that region, as determined by the 2021 Census.

East	North	South	West
Douglas	Ramsey	Castletown	Peel
Laxey	Andreas	Port Erin	German
Onchan	Ballaugh	Port St Mary	Michael
Braddan	Bride	Arbory	Patrick
Lonan	Jurby	Malew	
Marown	Lezayre	Rushen	
Santon	Maughold		

ISLE OF MAN LABOUR MARKET METHODOLOGY AND CONTACTS



METHODOLOGICAL NOTES

Registered unemployment is measured as a claimant count of those persons registered for Job Seekers Allowance (JSA). There is no legal requirement to register to receive Job Seekers Allowance.

International Labour Organisation (ILO) definition

There are two common measures of unemployment: the claimant count (as detailed above), and that used by the ILO. The ILO measure includes not only those who are registered as unemployed (such as claiming JSA) but also those who are not registered but may still be looking for work.

Historically, the Island has only published the ILO definition of unemployment when census results have been made available. This report uses analysis of the ILO unemployment rate and the claimant count rate to generate an estimate of number of individuals that may be unemployed and actively seeking work but not registered as doing so.

In February 2021, the economically active population used in the calculation of the unemployment rate was updated to 44,875 to bring in line with the 2021 Isle of Man Census. The previous figure, based on the 2016 Census, was 42,777.

Additional information may be supplied on request.

CONTACT DETAILS

For further information please contact : Statistics Isle of Man, Nivison House, 31 Prospect Hill, Douglas, IM1 1ET Email: statistics@gov.im Telephone: (+44) 01624 685742



Isle of Man
Government

Reilrys Ellan Vannin



Statistics Isle of Man
Nivison House
31 Prospect Hill
Douglas
Isle of Man
IM1 1ET

Email: **statistics@gov.im**

www.gov.im/