



**Isle of Man
Government**

Reiltys Ellan Vannin



COVID-19 Weekly Surveillance Report

2nd September 2021

Public Health Directorate

Introduction

- ❑ This report is a summary of indicators which are used to understand the status of the current wave of COVID-19 on the Isle of Man.
 - ❑ This report will be published each Thursday for data up to and including the previous Sunday e.g. 12th August is for data up to 8th August.
 - ❑ Time periods, unless otherwise specified, will start from the 28th June which is taken to be the beginning of this current wave.
 - ❑ Confirmed cases are where a PCR test has returned a positive result.
 - ❑ The report has been compiled by the Public Health Intelligence Team using data from Manx Care and the Civil Registry.
-

Wave Surveillance

- ❑ Currently the Isle of Man is experiencing a third wave of widespread community transmission, the impact of which is significantly mediated by the successful roll out of the vaccination programme and is being managed without recourse to statutory measures such as 'lock down' or non-pharmaceutical interventions. Consideration of NPIs (hands, face, space, fresh air) is encouraged for all.
- ❑ Currently, the wave dynamics indicate a significant fall from peak daily new cases to a current position of slower decline/plateau, with notable daily variation as would be expected for a small population. This position is likely to continue while there is circulating virus, susceptible individuals in the population and stable patterns of behaviour/mixing.
- ❑ A fourth wave is predicted for the UK during Autumn/Winter 2021-22, although the timing of this is uncertain. It is reasonable to expect a similar wave here.
- ❑ The start of the new school term in September may lead to a further surge in cases due to increased mixing of a population group (aged 11-16) who are largely unvaccinated and have similar infection/transmission rates as older adults.

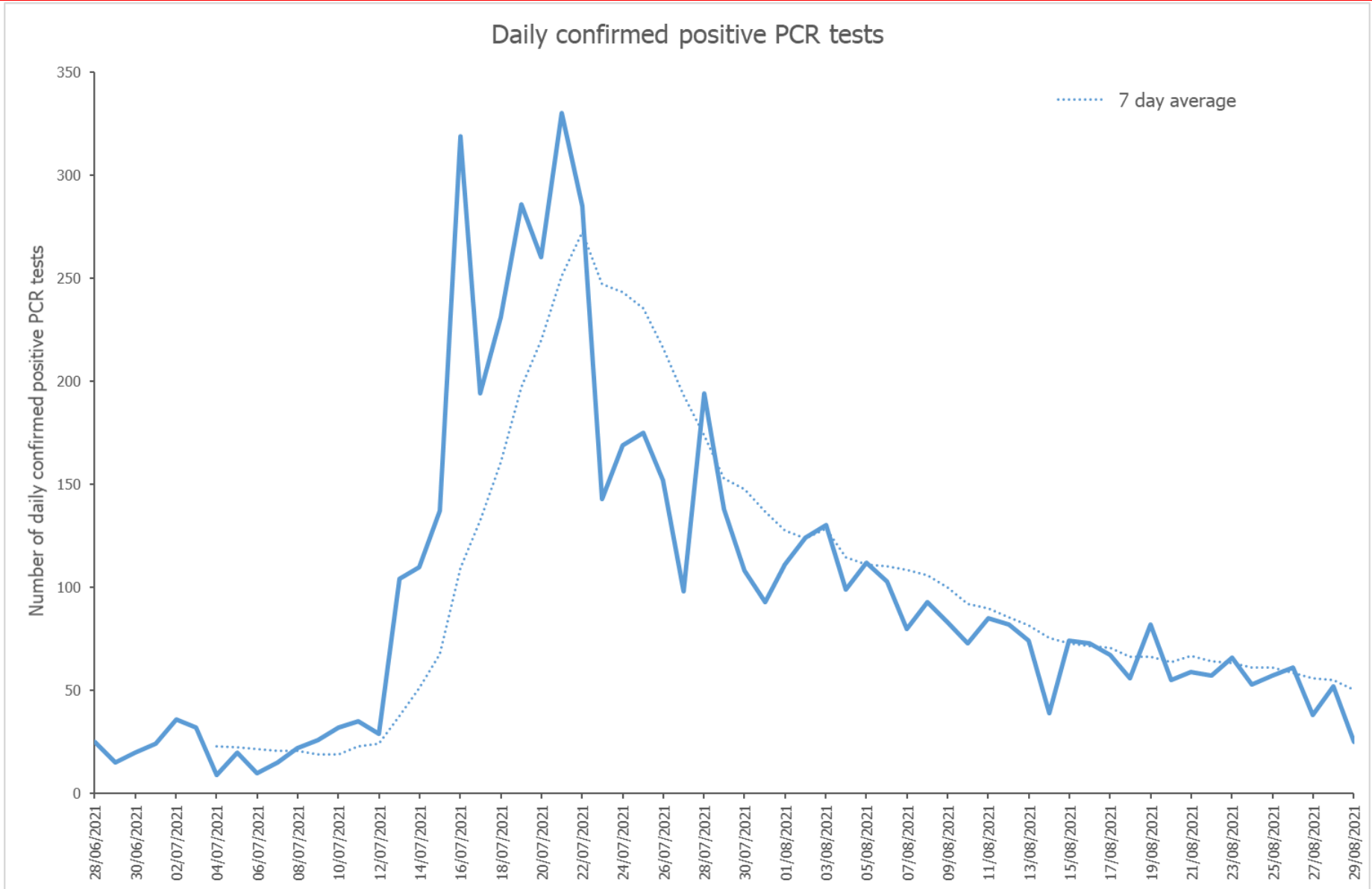
Wave Surveillance

- ❑ Autumn/Winter will likely see significant changes in mixing patterns (and hence COVID-19 and other respiratory pathogen transmission) due to people spending more time indoors with lower levels of fresh air/ventilation.
- ❑ Winter pressures on health and care may be significantly increased this year if a further wave of COVID-19 coincides with increased incidence of other seasonal respiratory infections (flu, RSV, etc) which were largely suppressed last year, including on Island, due to restrictions on mixing in place across.

Key Points

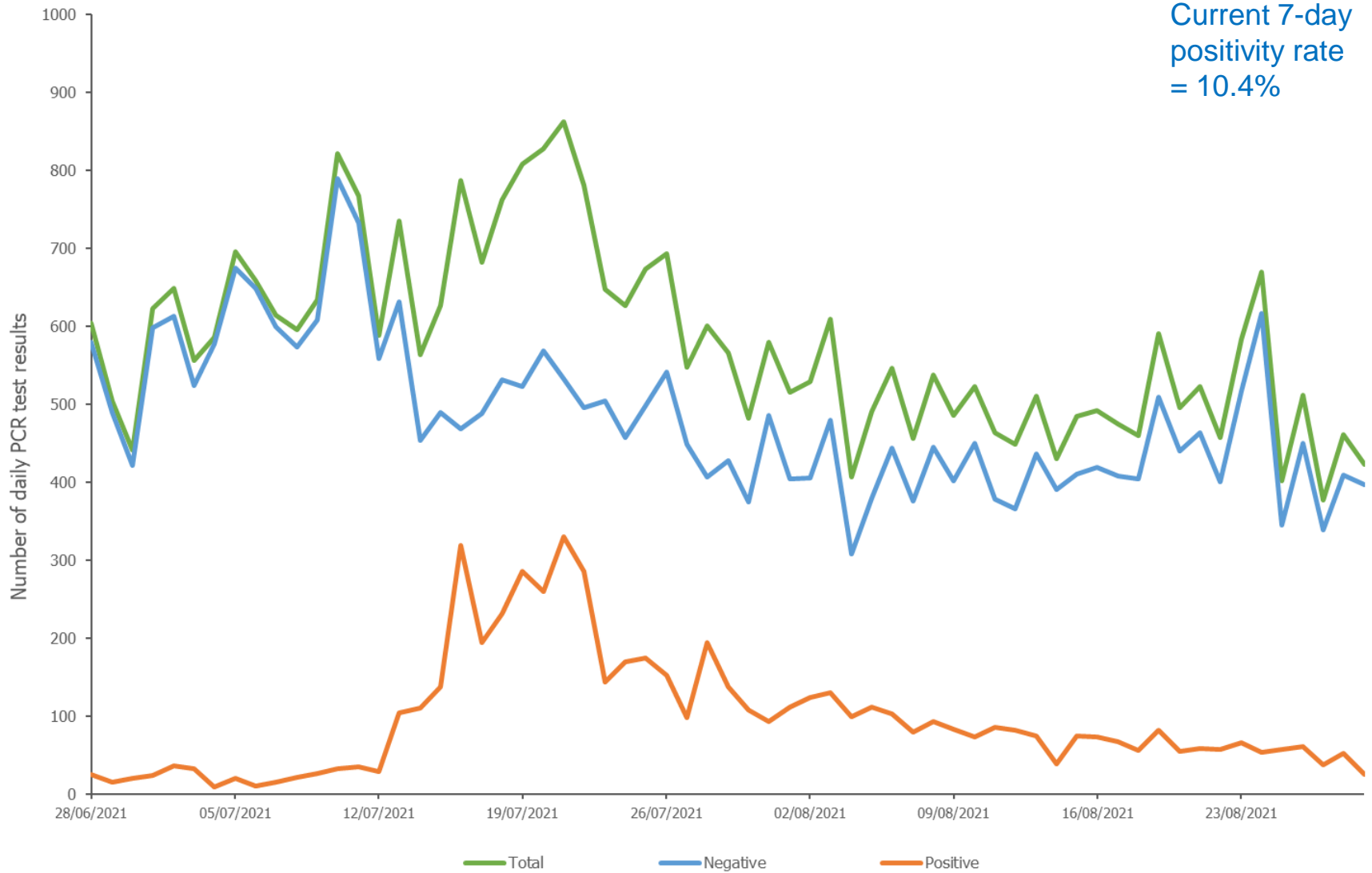
- ❑ The current 7-day average for confirmed positive cases is around 50.
- ❑ The current overall trend of confirmed cases is decreasing.
- ❑ Most recent 7-day daily average test positivity rate is 10.4%.
- ❑ The percentage of PCR tests from the LFD pathway is decreasing with percentage of UK Arrival tests levelling off over the last two weeks.
- ❑ 71% of positive PCR tests are from the LFD pathway.
- ❑ Over the last 7 days most confirmed positive cases have been in the 10 - 14 age group, all of which are unvaccinated.
- ❑ The snapshot census of the Hospital shows 8 patients currently admitted with a COVID positive status.
- ❑ Daily and Weekly deaths continue to show a level trend overall.

Daily Positive Cases Update



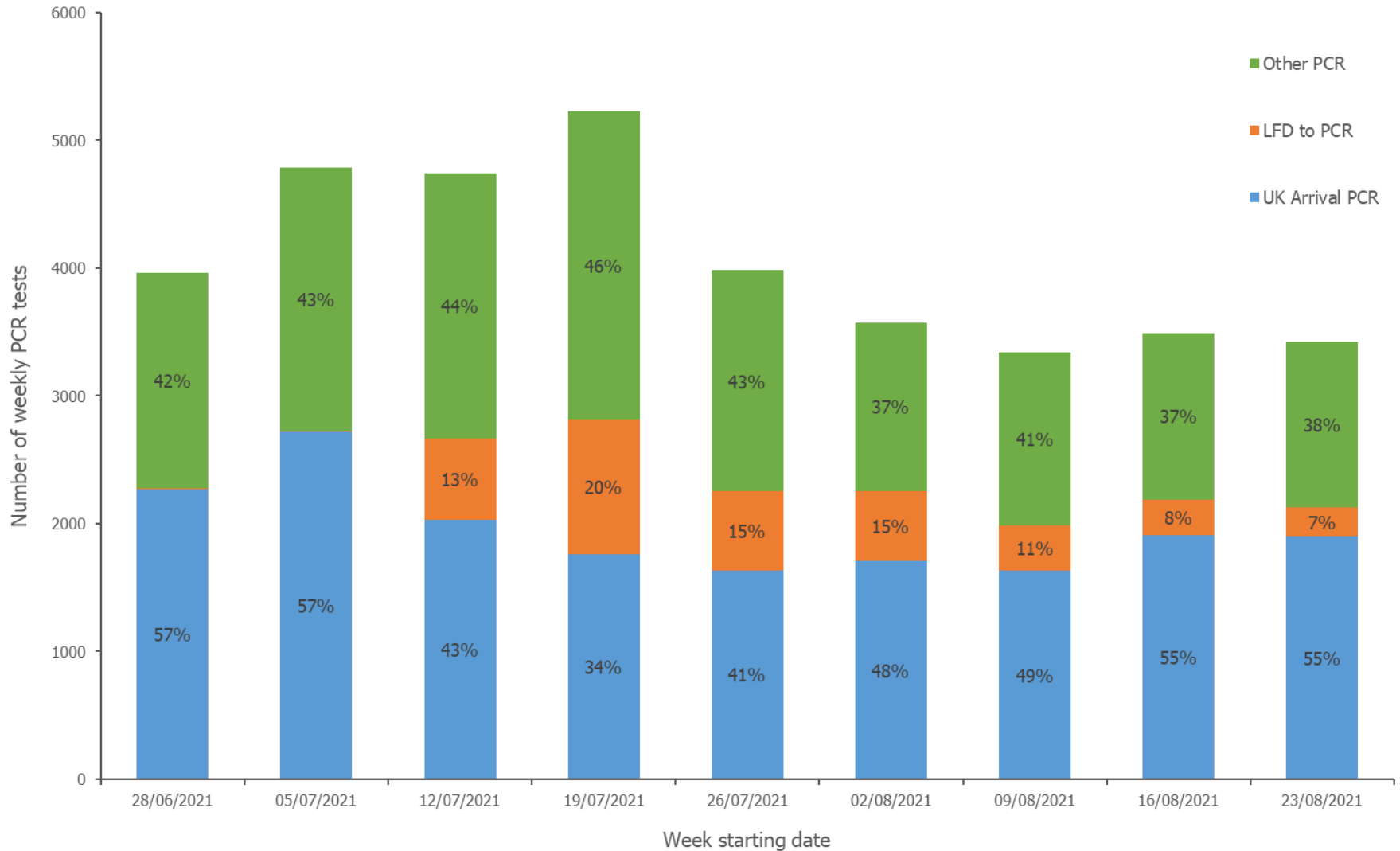
PCR Testing update

Daily PCR test results by outcome



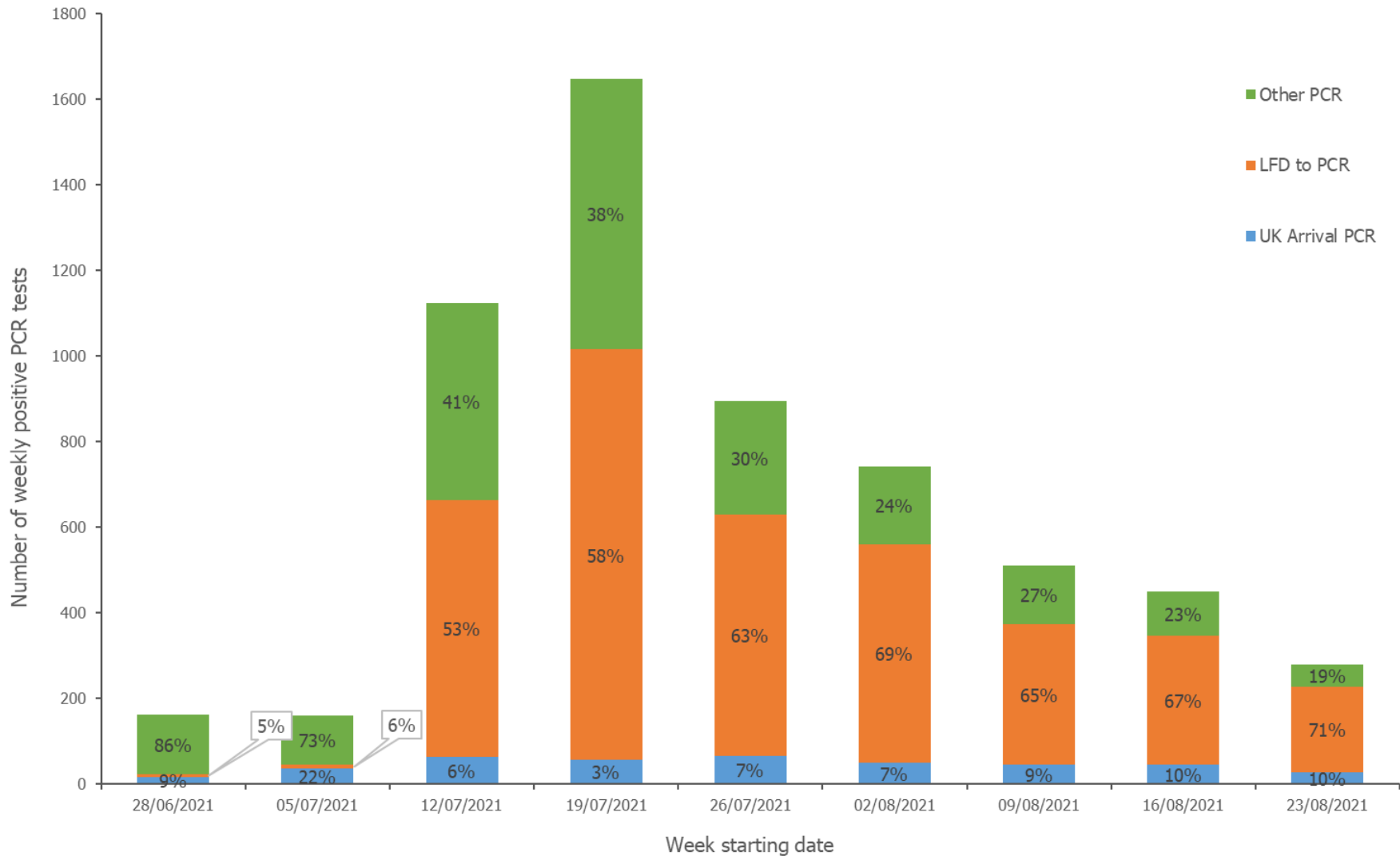
PCR Tests by Pathway

Number of weekly PCR tests by testing reason, with percentage of total weekly PCR tests

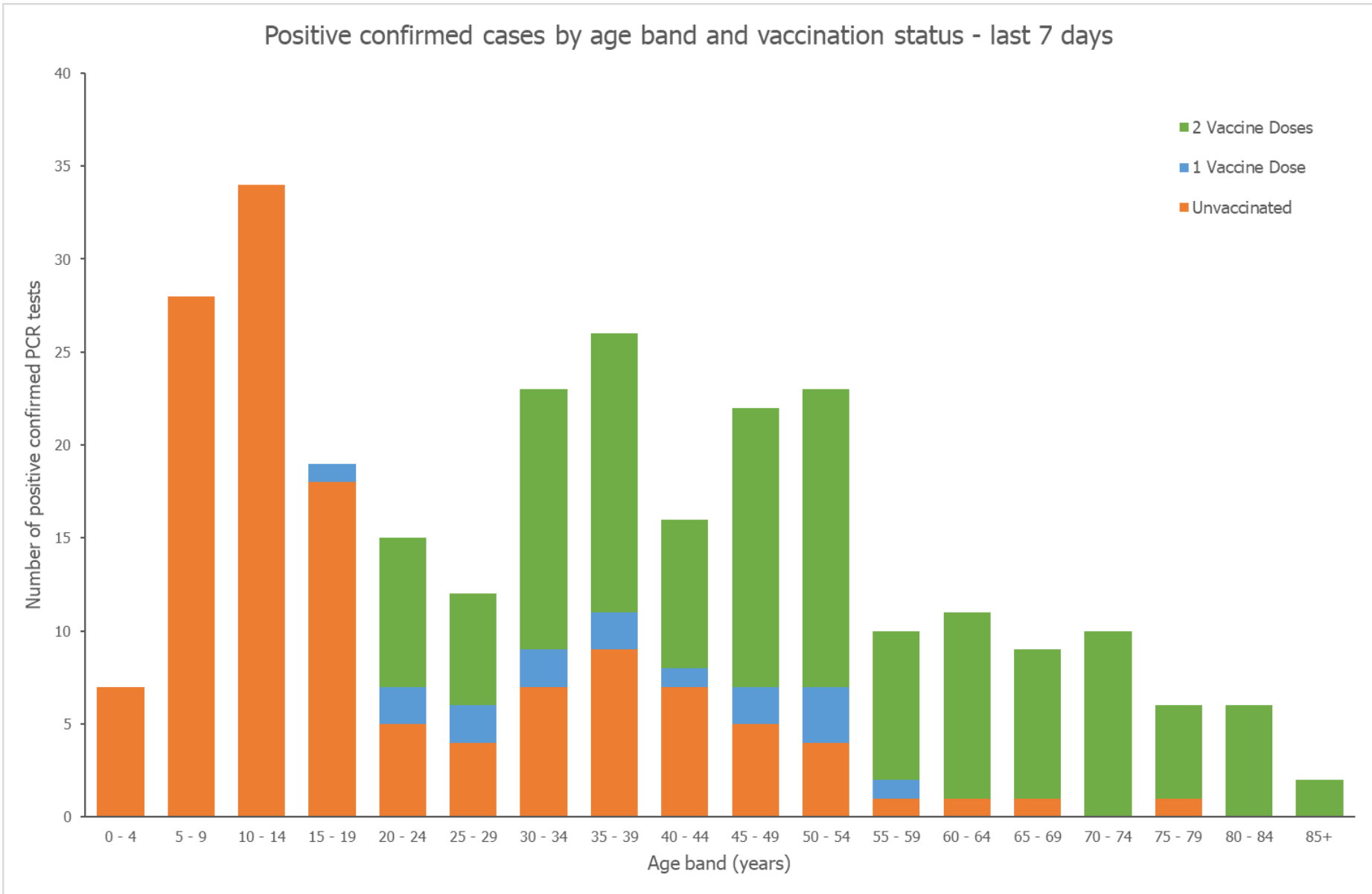


Positive PCR Tests by Pathway

Number of weekly positive PCR tests by testing reason, with percentage of total weekly positive PCR tests



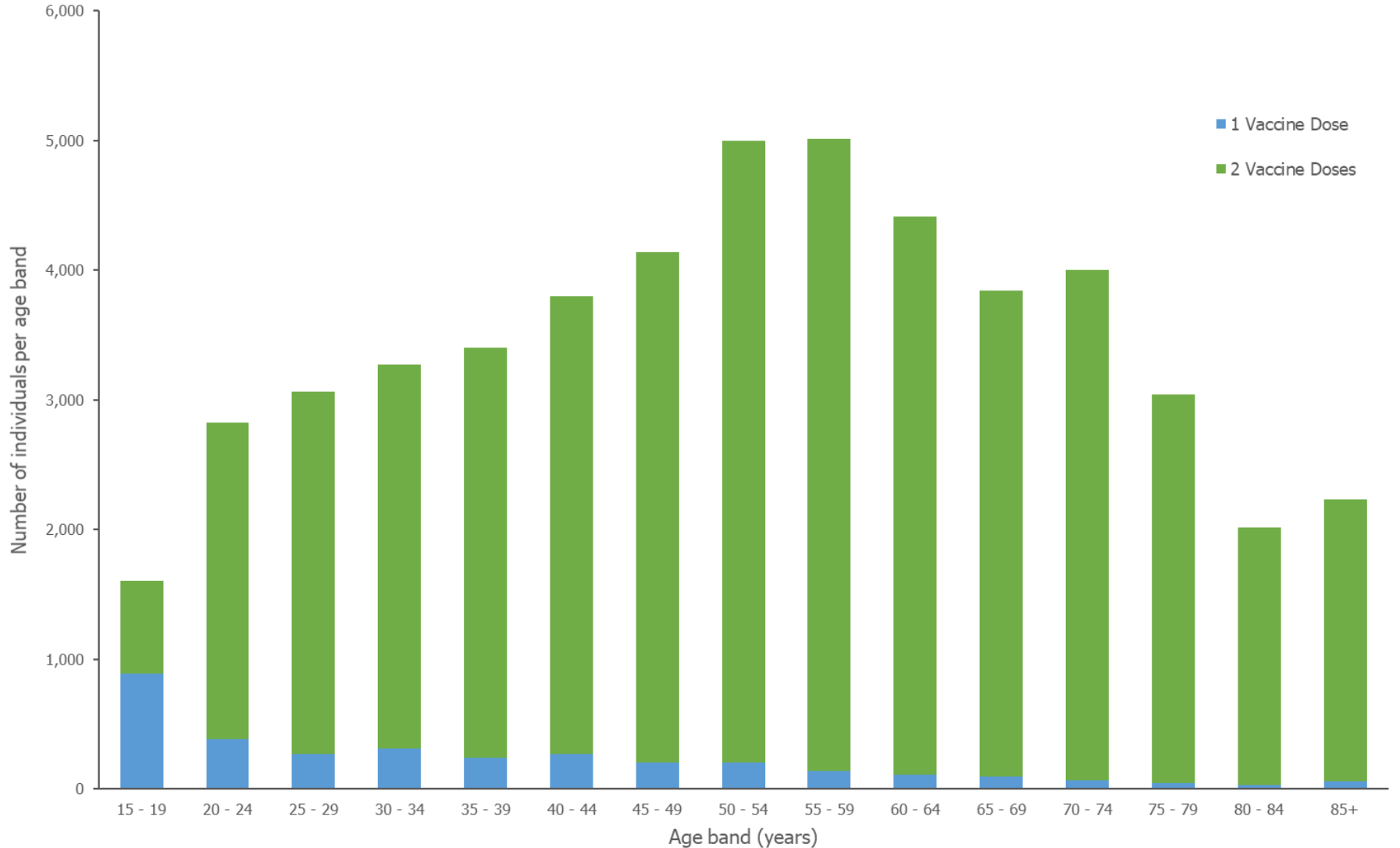
Weekly Positive Cases by Age Group



Current available data only allows for most recent 7 days. This will be expanded in future reports

Vaccine uptake and coverage

Number of vaccinated individuals by age band and vaccination dosage



This data will be expanded in future reports to show % of eligible population vaccinated

Hospitalised Patients

This figure is a snapshot census of the cases in Hospital.

When broken down into vaccination status all numbers are 5 or below. Therefore, further sub-analysis of weekly figures cannot be produced due to the caveats and identifiable nature of small numbers.

Future reports aim to analyse aggregated data over multiple weeks to provide meaningful data on hospital admissions.

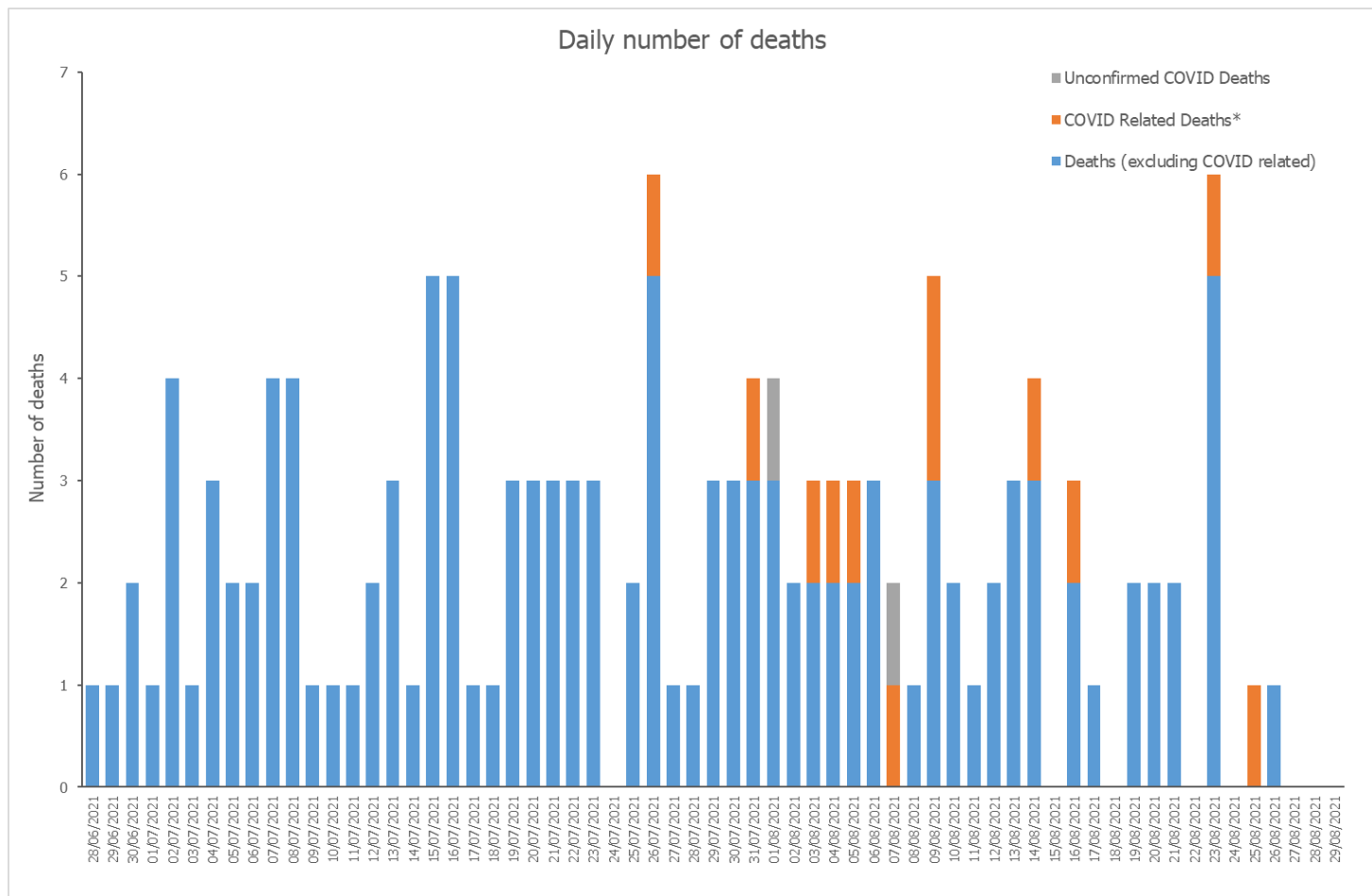
SUMMARY

Total Patients	8
With COVID-19 Symptoms	100.0%
Without COVID-19 Symptoms	

Vaccination Status of Hospital Admissions	
Fully Vaccinated (2+2)	87.5%
Partially Vaccinated	
Unvaccinated	12.5%

All hospital admissions are aged 50 or over; all fully vaccinated hospital admissions are aged 70 or over.

Daily Deaths – current wave

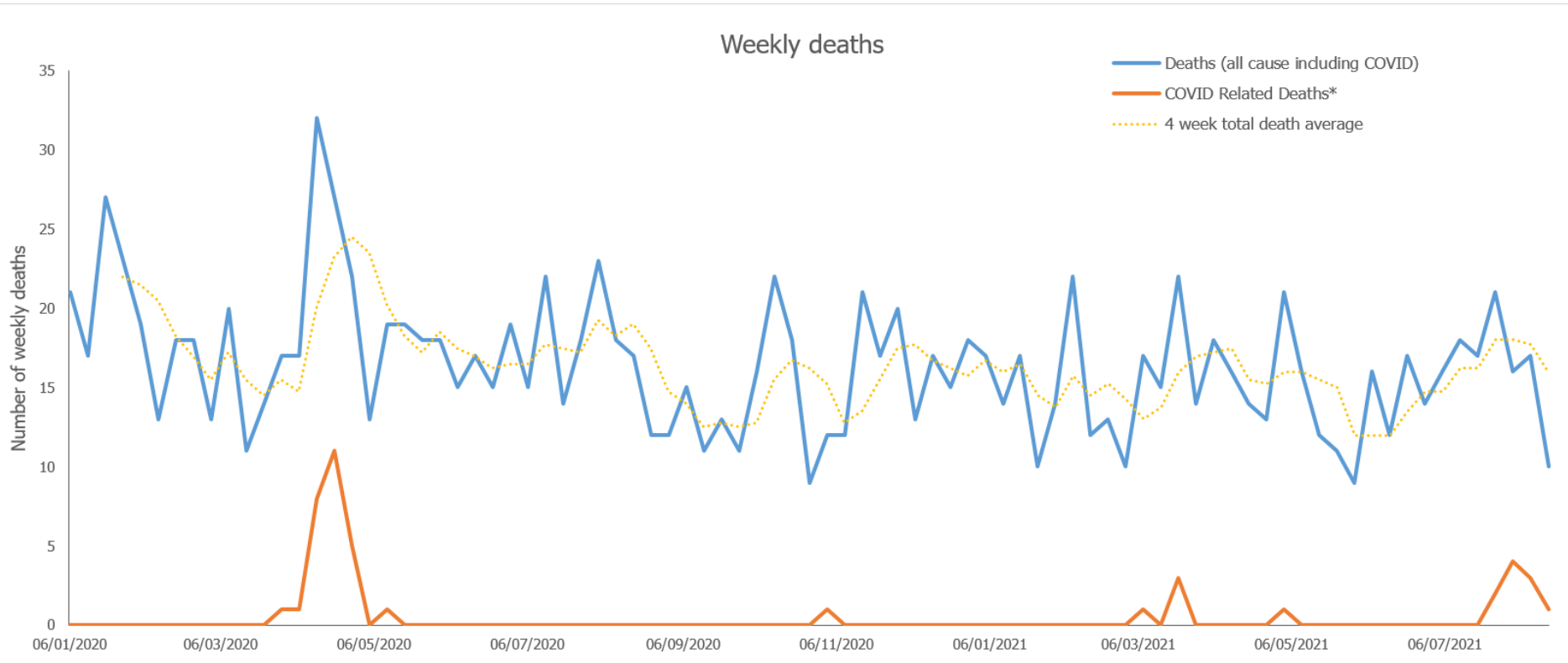


Numbers up to date at time of publication.

Note: Death registrations are often delayed and therefore deaths occurring in a given week may not be input into the week of which death occurred until a later date, meaning figures are likely to change retrospectively as data is updated and the most recent week's numbers will be incomplete.

*COVID deaths are those where COVID-19 is mentioned anywhere within the death certificate

Weekly Deaths – whole pandemic



Numbers up to date at time of publication.

Note: Death registrations are often delayed and therefore deaths occurring in a given week may not be input into the week of which death occurred until a later date, meaning figures are likely to change retrospectively as data is updated and the most recent week's numbers will be incomplete.

*COVID deaths are those where COVID-19 is mentioned anywhere within the death certificate

Definitions

❑ **Testing Pathways**

- Other PCR = hospital, surveillance, symptomatics, other travel
- LFD to PCR = positive LFD subsequently confirmed by PCR
- UK Arrivals = identified arrivals from UK requiring PCR testing

❑ **LFD Pathway**

- See above LFD to PCR definition

❑ **Vaccination Status**

- 2 doses = those who have received two doses
- 1 dose = those who have received one dose
- Current available data doesn't allow for confirmation that those who've had 2 doses are fully vaccinated i.e. 2+2