



**Isle of Man**  
**Government**

*Reiltys Ellan Vannin*

# Isle of Man Labour Market Report June 2021

Economic Affairs

Cabinet Office

July 2021

# ISLE OF MAN LABOUR MARKET

## JUNE 2021



### KEY POINTS AS AT THE END OF JUNE 2021

#### REGISTERED UNEMPLOYED

**495**

##### DECREASE IN NUMBER OF REGISTERED UNEMPLOYED

Unemployment has decreased by 112 persons from the previous month (May 2021), and has decreased by 638 persons compared to the same month last year (June 2020).

#### UN-EMPLOYMENT RATE

**1.2%**

##### UNEMPLOYMENT % RATE

The unemployment rate for June 2021 is 1.2%, which is a decrease of 0.2% on the previous month May 2021. The unemployment rate is the proportion of economically active population registered unemployed.

#### VACANCIES

**1,183**

##### INCREASE IN VACANCIES NOTIFIED TO THE JOB CENTRE

1,183 job vacancies were notified to the Job centre in June 2021, which is an increase of 111 compared to the previous month (May 2021). At the end of the month, 746 remained. Of these, 60% (449) were full time positions and 40% (297) were part time.

#### ILO ESTIMATE

**940**

##### INTERNATIONAL LABOUR ORGANISATION ESTIMATE OF UNEMPLOYMENT

It is estimated that 940 individuals are unemployed and looking for work in June 2021 compared with 1,052 in May 2021. This amounts to an unemployment rate of 2.2%. See Methodology section for further details.

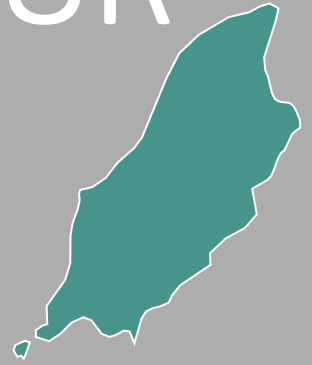


314 Unemployed Males  
64%



181 Unemployed Females  
36%


# ISLE OF MAN LABOUR MARKET JUNE 2021



## SECTORS WITH HIGHEST NUMBERS OF UNEMPLOYED PERSONS - JUNE 2021



Other Financial  
Institutions  
25




Catering and  
Entertainment  
25



Retail Distribution  
63



Construction  
39



Medical and Health  
Services  
18



Other Business Services  
71

## SECTORS WITH HIGHEST NUMBERS OF JOB VACANCIES REMAINING - JUNE 2021



Catering and Entertainment  
148



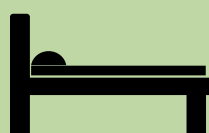
Medical and Health  
Services  
169



Construction  
39



Retail Distribution  
48



Tourist Accommodation  
63



Other Financial  
Institutions  
39

## Registered Unemployment June 2021: Detailed Breakdown

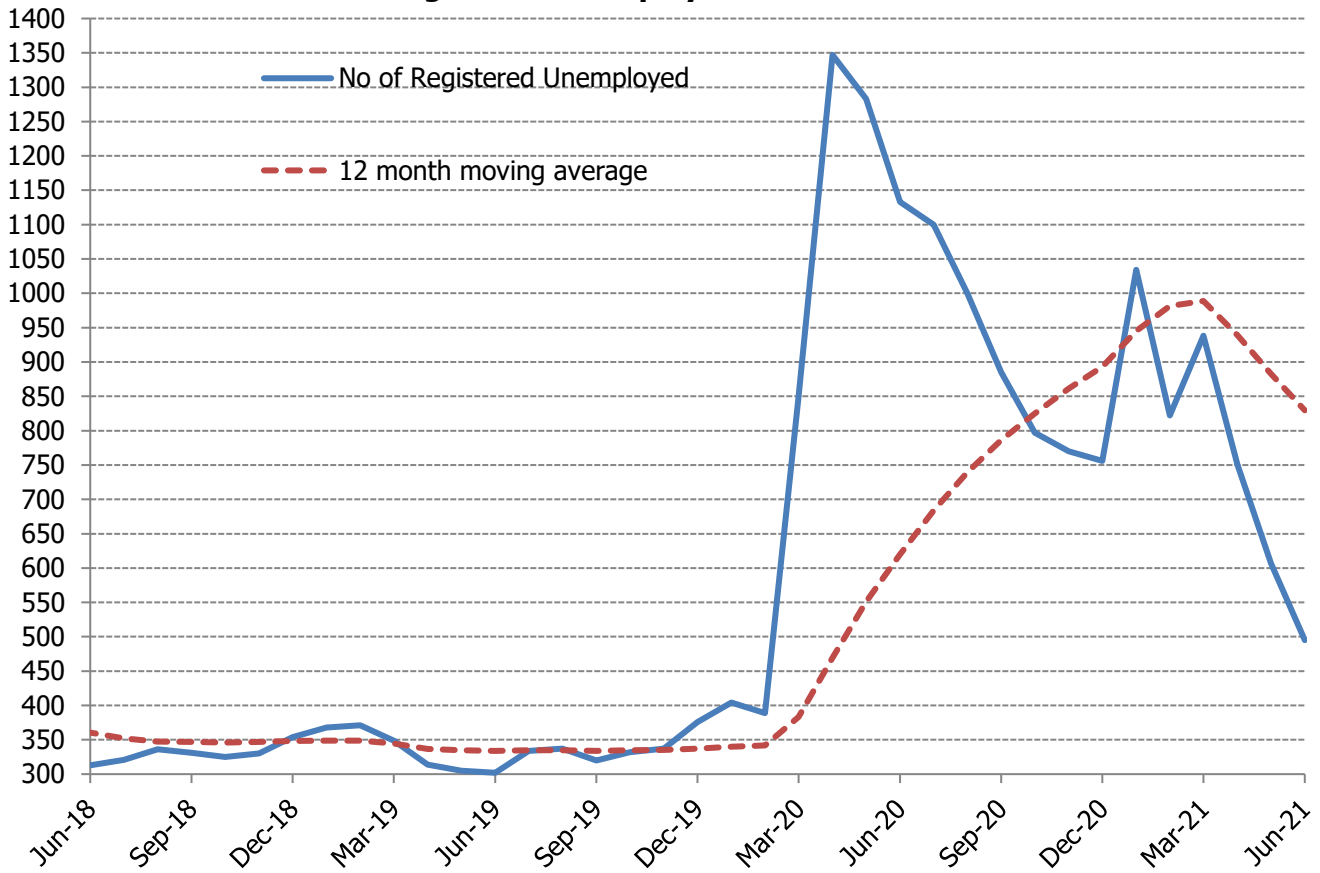
	<b>Current Month Jun 21</b>	<b>Last Month May 21</b>	<b>Net Change over Month</b>	<b>Last Year Jun 20</b>	<b>Net Change over Year</b>
<b>Total Unemployment :-</b>	<b>495</b>	<b>607</b>	<b>-112</b>	<b>1,133</b>	<b>-638</b>
Males	314	389	<b>-75</b>	654	<b>-340</b>
Females	181	218	<b>-37</b>	479	<b>-298</b>
<b>New Claimants</b>	<b>88</b>				
Male	59				
Female	29				
<b>Claimants leaving the register</b>	<b>200</b>				
Male	134				
Female	66				

## Historic Isle of Man Registered Unemployment

	Jan	Feb	Mar	Apr	May	Jun	Jul	Aug	Sep	Oct	Nov	Dec
<b>1998</b>	606	553	536	470	382	386	410	430	370	377	373	380
<b>1999</b>	406	390	330	271	249	223	268	234	235	231	228	258
<b>2000</b>	269	267	242	187	167	192	211	204	203	198	211	206
<b>2001</b>	255	229	192	173	154	157	178	182	149	165	187	211
<b>2002</b>	244	266	224	198	183	184	202	195	189	195	219	235
<b>2003</b>	263	284	293	249	236	273	332	369	301	329	334	327
<b>2004</b>	386	416	376	363	364	315	351	390	378	423	452	487
<b>2005</b>	543	552	542	561	556	517	582	569	577	563	589	591
<b>2006</b>	622	646	615	563	545	544	602	600	571	604	568	577
<b>2007</b>	586	616	552	624	569	594	614	633	593	611	562	571
<b>2008</b>	627	596	532	543	550	519	591	595	605	667	641	721
<b>2009</b>	926	980	947	925	915	922	967	981	901	888	885	878
<b>2010</b>	1,029	970	924	867	792	794	822	771	748	753	735	795
<b>2011</b>	856	867	891	843	806	846	890	830	890	910	971	979
<b>2012</b>	1,100	1,043	1,031	1,037	956	992	1,017	992	1,014	1,065	1,014	1,020
<b>2013</b>	1,176	1,181	1,208	1,108	1,072	1,056	1,055	1,028	1,022	1,064	1,117	1,159
<b>2014</b>	1,182	1,146	1,061	986	890	918	934	904	859	866	864	882
<b>2015</b>	973	930	865	834	768	768	790	776	765	774	786	861
<b>2016</b>	873	828	794	711	663	636	620	596	592	552	573	579
<b>2017</b>	601	574	507	462	440	407	420	393	338	336	319	335
<b>2018</b>	361	373	399	407	330	313	321	336	331	325	330	354
<b>2019</b>	368	371	349	314	305	302	334	337	320	332	337	376
<b>2020</b>	404	389	850	1,347	1,283	1,133	1,100	1,000	885	797	770	756
<b>2021</b>	1,034	822	938	751	607	495						

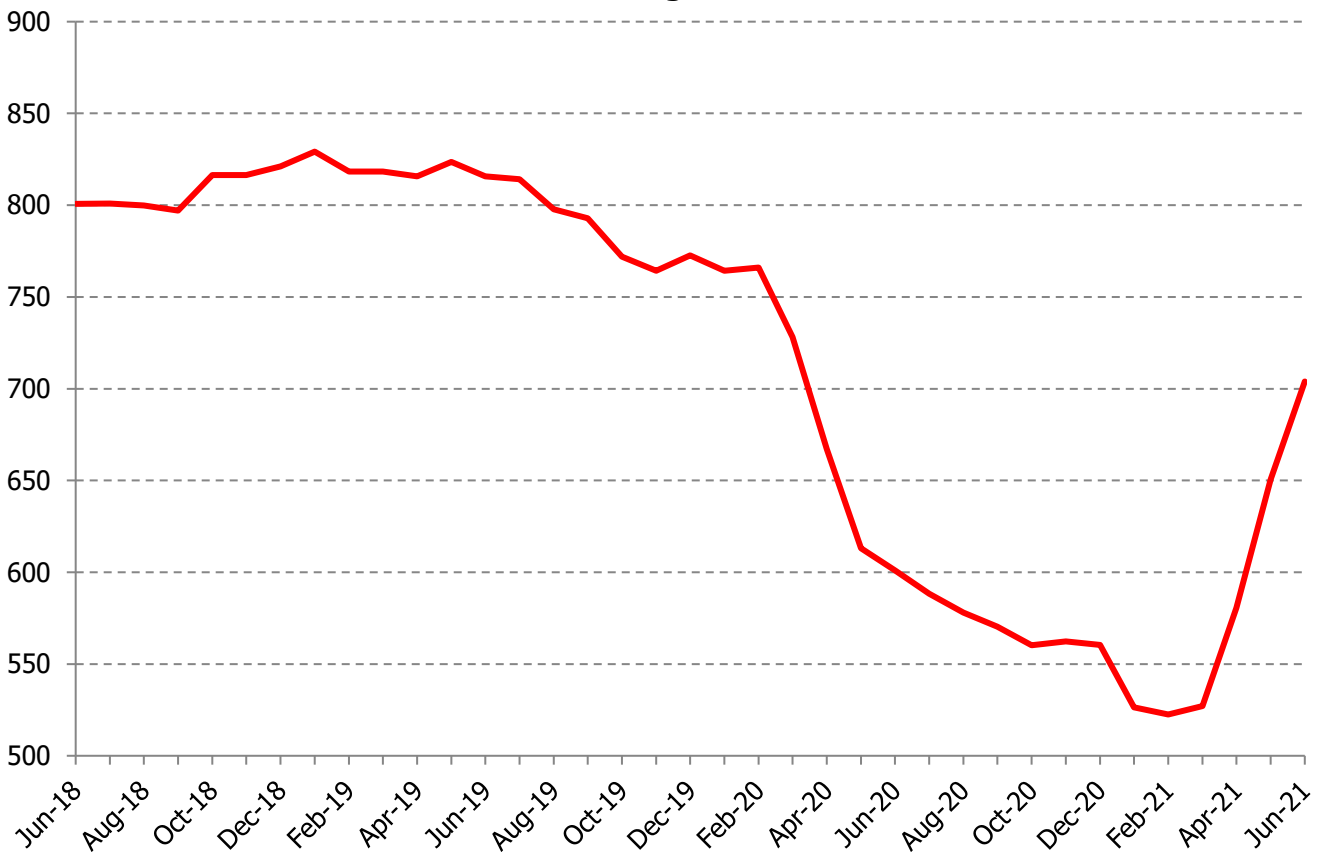
**Source:** Social Security, Treasury

### Number of Registered Unemployed – June 2018 to June 2021



Source: Social Security, Treasury

### Number of Vacancies Received During the Month – June 2018 to June 2021



Note: 12 month moving average

Source: Job Centre, Social Security, Treasury

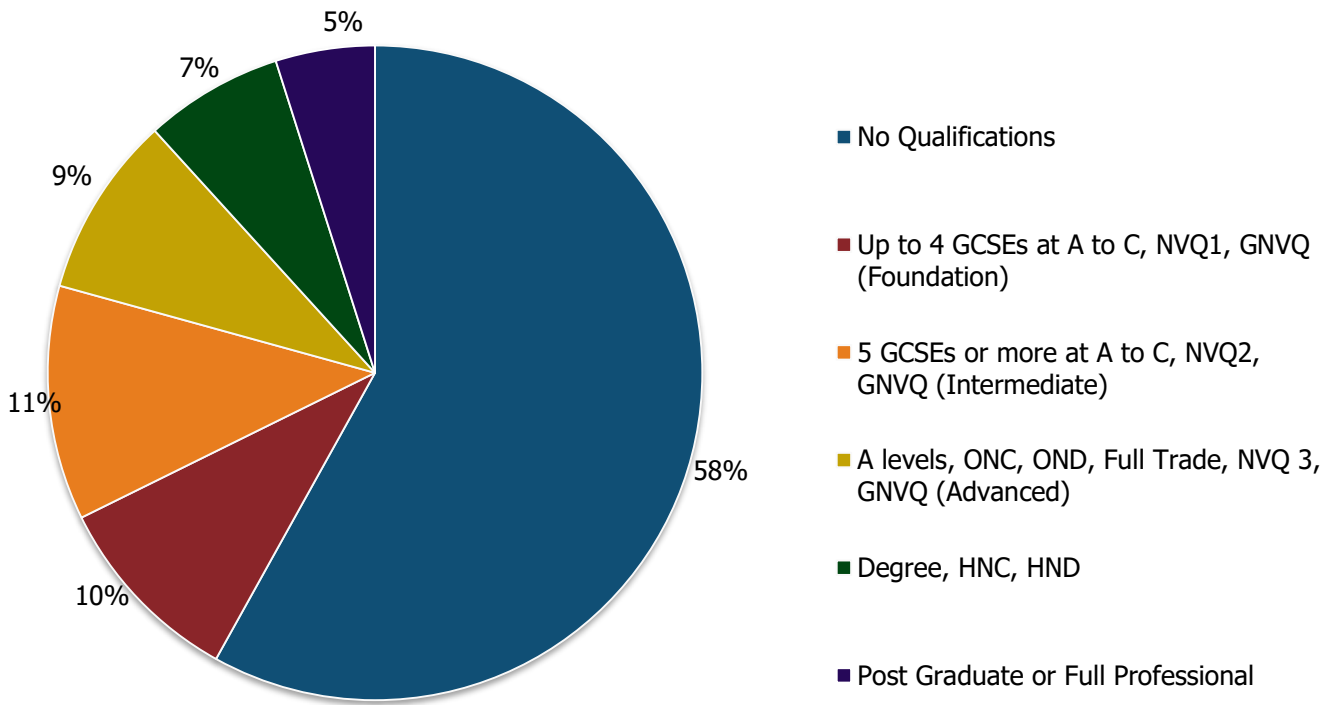
## Unemployment and Vacancies by Industrial Sector

Industrial Sector	Unemployed Persons			Vacancies Remaining Jun 21
	Jun 21	May 21	Jun 20	
Agriculture, Forestry & Fishing	7	7	9	13
Manufacturing	14	18	27	12
Construction	39	53	49	39
Utilities	0	1	0	5
Transport & Communication	12	26	14	28
Wholesale Distribution	0	0	1	3
Retail Distribution	63	67	106	48
Insurance	6	6	6	6
Banking	15	14	19	3
Other Financial Institutions	25	28	50	39
Property Owning & Managing	0	0	0	1
Other Business Services	71	81	246	11
Information Communication Technology	6	7	2	16
Legal and Accountancy Services	3	3	2	13
Education / Teaching	7	6	22	34
Medical & Health Services	18	22	30	169
Tourist Accommodation	15	24	56	63
Other Professional or Technical Services	1	1	1	7
Other Catering & Entertainment	25	44	95	148
Film Production	0	0	0	0
E-Gaming	6	7	5	37
Miscellaneous Services	13	26	10	29
Public Administration	13	14	4	22
Leaving From Or Arriving On Island	5	14	146	n/a
Other Benefits, Training Centre, Prison	72	83	84	n/a
School Leavers, Students etc.	19	15	12	n/a
Not identified	40	40	77	n/a
<b>Total</b>	<b>495</b>	<b>607</b>	<b>1,133</b>	<b>746</b>

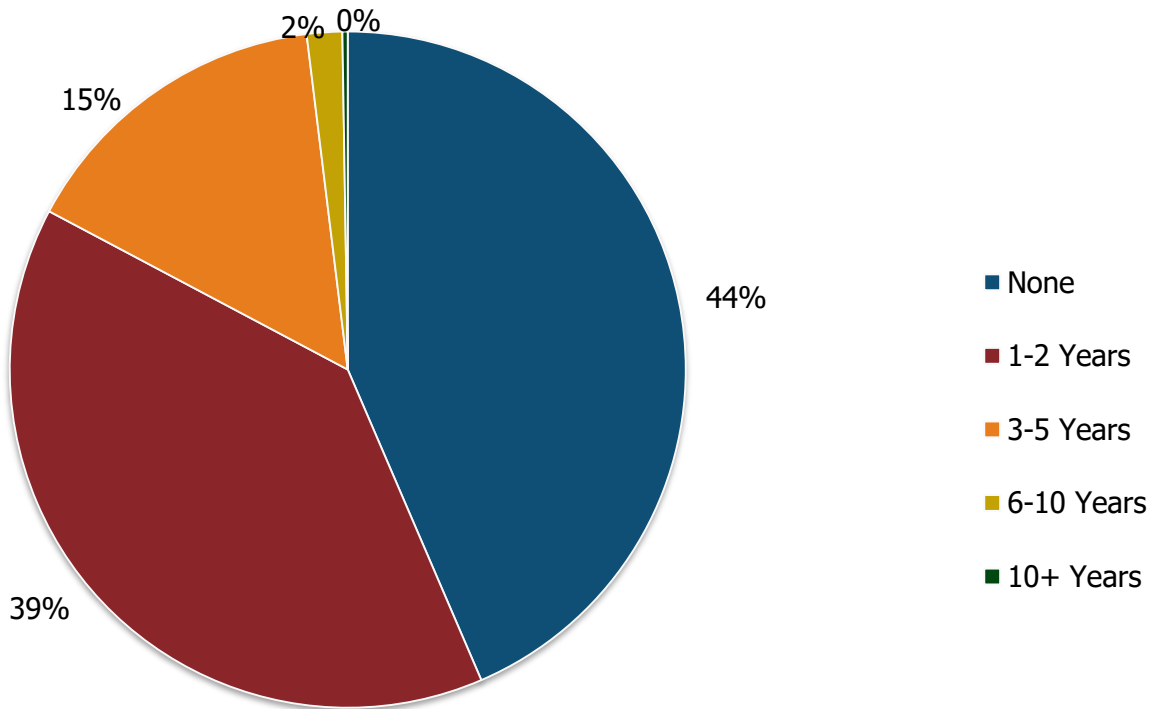
**Note:** Vacancies relate to those open at the end of the month.

**Sources:** Job Centre, Social Security, Treasury

### Vacancies by qualifications required



### Vacancies by experience required



Source: Social Security, Treasury



# ISLE OF MAN LABOUR MARKET

## METHODOLOGY AND CONTACTS



### METHODOLOGICAL NOTES

Registered unemployment is measured as a claimant count of those persons registered for Job Seekers Allowance (JSA). There is no legal requirement to register to receive Job Seekers Allowance.

International Labour Organisation (ILO) definition

There are two common measures of unemployment: the claimant count (as detailed above), and that used by the ILO. The ILO measure includes not only those who are registered as unemployed (such as claiming JSA) but also those who are not registered but may still be looking for work.

Historically, the Island has only published the ILO definition of unemployment when census results have been made available. This report uses analysis of the ILO unemployment rate and the claimant count rate to generate an estimate of number of individuals that may be unemployed and actively seeking work but not registered as doing so.

In February 2017, the economically active population used in the calculation of the unemployment rate was updated to 42,777 to bring in line with the 2016 Isle of Man Census. The previous figure, based on the 2011 Census, was 44,607.

Additional information may be supplied on request.

### CONTACT DETAILS

For further information please contact Economic Affairs using the contact details below:

Economic Affairs  
Cabinet Office  
3rd Floor Central Government Office  
Bucks Road  
Douglas  
Isle of Man  
IM1 3PN

Email: [economics@gov.im](mailto:economics@gov.im)

Telephone: (+44) 01624 685758



**Isle of Man**  
Government

*Reilrys Ellan Vannin*



Isle of Man Government  
Government Office  
Bucks Road, Douglas  
Isle of Man, IM1 3PN

Email: **[economics@gov.im](mailto:economics@gov.im)**

**[www.gov.im/](http://www.gov.im/)**