



**Isle of Man**  
**Government**

*Reiltys Ellan Vannin*

**Isle of Man**  
**Labour Market**  
**Report**  
**March 2021**

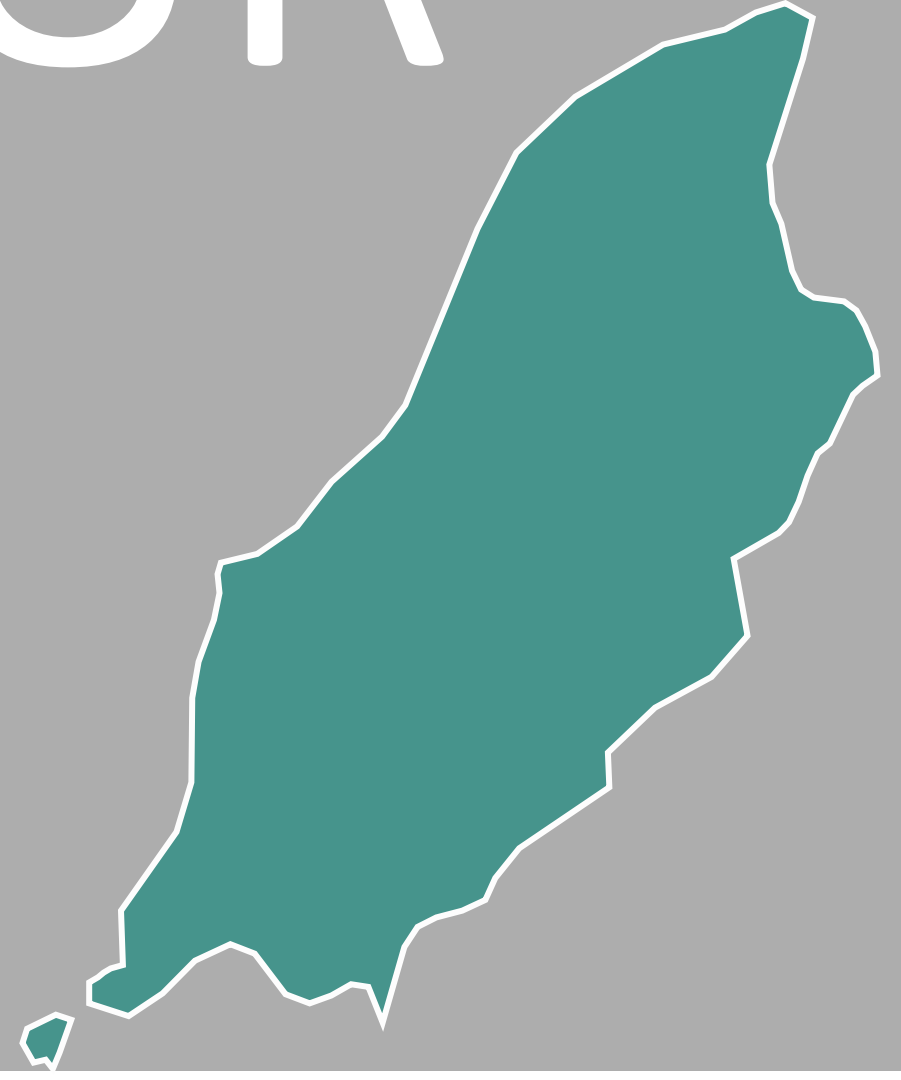
Economic Affairs

Cabinet Office

April 2021

# ISLE OF MAN LABOUR MARKET

## MARCH 2021



### KEY POINTS AS AT THE END OF MARCH 2021

#### REGISTERED UNEMPLOYED

**938**

#### INCREASE IN NUMBER OF REGISTERED UNEMPLOYED

Unemployment has increased by 116 persons from the previous month (February 2021), but has increased by 88 persons compared to the same month last year (March 2020).

#### UN-EMPLOYMENT RATE

**2.2%**

#### UNEMPLOYMENT % RATE

The unemployment rate for March 2021 is 2.2%, which is an increase of 0.3% on the previous month February 2021. The unemployment rate is the proportion of economically active population registered unemployed.

#### VACANCIES

**465**

#### DECREASE IN VACANCIES NOTIFIED TO THE JOB CENTRE


465 job vacancies were notified to the Job centre in March 2021, which is a decrease of 187 compared to the previous month (February 2021). At the end of the month, 307 remained. Of these, 64% (197) were full time positions and 36% (110) were part time.

#### ILO ESTIMATE


**1,683**

#### INTERNATIONAL LABOUR ORGANISATION ESTIMATE OF UNEMPLOYMENT

It is estimated that 1,683 individuals are unemployed and looking for work in March 2021 compared with 1,417 in February 2021. This amounts to an unemployment rate of 3.9%. See Methodology section for further details.



599 Unemployed Males  
64%




339 Unemployed Females  
36%


# ISLE OF MAN LABOUR MARKET MARCH 2021



## SECTORS WITH HIGHEST NUMBERS OF UNEMPLOYED PERSONS - MARCH 2021




Other Business Services  
135




Catering and  
Entertainment  
84




Retail Distribution  
100



Construction-Skilled  
78



Construction-Unskilled  
59

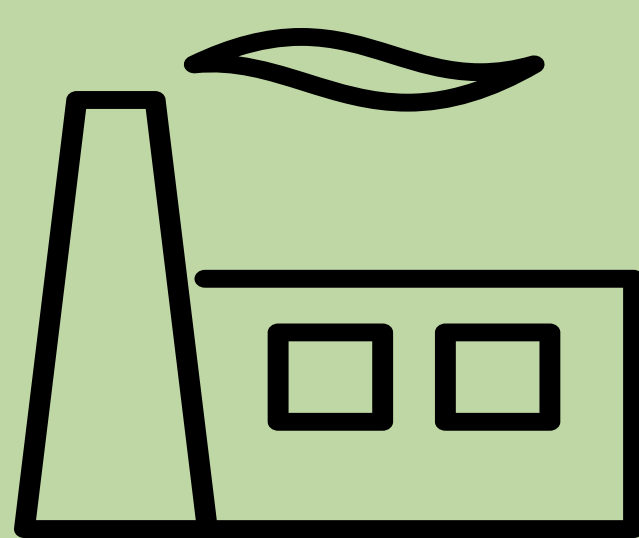


Other Financial Institutions  
44

## SECTORS WITH HIGHEST NUMBERS OF JOB VACANCIES REMAINING - MARCH 2021




Medical and Health  
Services  
68



Manufacturing  
17



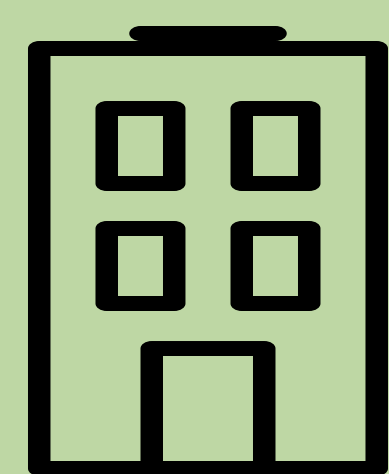
Catering and  
Entertainment  
46



E-Gaming  
29



Other Financial Institutions  
24



Miscellaneous Services  
21

## Registered Unemployment March 2021: Detailed Breakdown

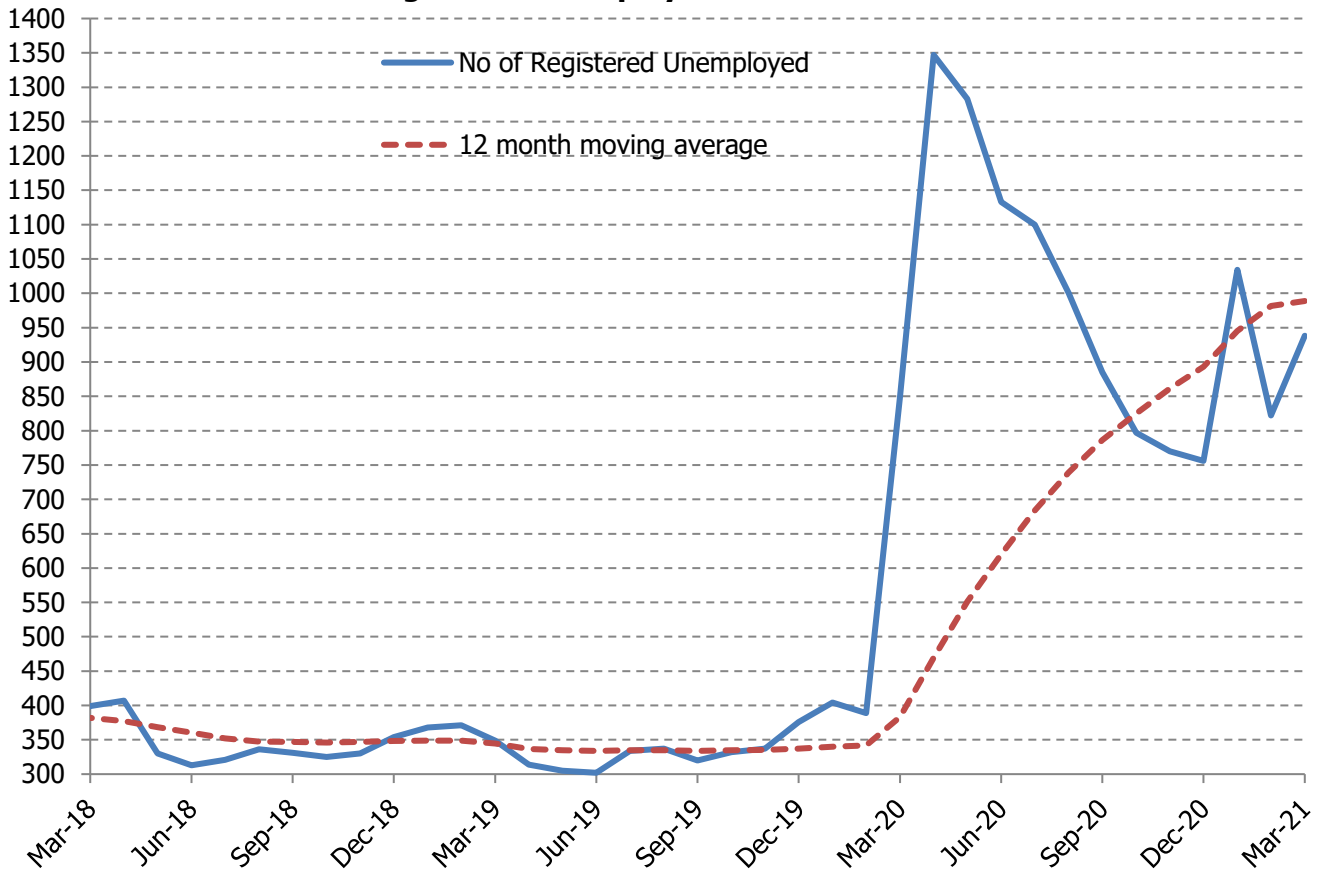
	<b>Current Month Mar 21</b>	<b>Last Month Feb 21</b>	<b>Net Change over Month</b>	<b>Last Year Mar 20</b>	<b>Net Change over Year</b>
<b>Total Unemployment :-</b>	<b>938</b>	<b>822</b>	<b>116</b>	<b>850</b>	<b>88</b>
Males	599	522	<b>77</b>	526	<b>73</b>
Females	339	300	<b>39</b>	324	<b>15</b>
<b>Included amongst the Unemployed are:-</b>					
Persons Requiring Work Permits	13	18	<b>-5</b>	0	<b>13</b>
Persons aged under 18	12	14	<b>-2</b>	14	<b>-2</b>
Claimants signing for credits only	121	126	<b>-5</b>	1	<b>120</b>

## Historic Isle of Man Registered Unemployment

	Jan	Feb	Mar	Apr	May	Jun	Jul	Aug	Sep	Oct	Nov	Dec
<b>1998</b>	606	553	536	470	382	386	410	430	370	377	373	380
<b>1999</b>	406	390	330	271	249	223	268	234	235	231	228	258
<b>2000</b>	269	267	242	187	167	192	211	204	203	198	211	206
<b>2001</b>	255	229	192	173	154	157	178	182	149	165	187	211
<b>2002</b>	244	266	224	198	183	184	202	195	189	195	219	235
<b>2003</b>	263	284	293	249	236	273	332	369	301	329	334	327
<b>2004</b>	386	416	376	363	364	315	351	390	378	423	452	487
<b>2005</b>	543	552	542	561	556	517	582	569	577	563	589	591
<b>2006</b>	622	646	615	563	545	544	602	600	571	604	568	577
<b>2007</b>	586	616	552	624	569	594	614	633	593	611	562	571
<b>2008</b>	627	596	532	543	550	519	591	595	605	667	641	721
<b>2009</b>	926	980	947	925	915	922	967	981	901	888	885	878
<b>2010</b>	1,029	970	924	867	792	794	822	771	748	753	735	795
<b>2011</b>	856	867	891	843	806	846	890	830	890	910	971	979
<b>2012</b>	1,100	1,043	1,031	1,037	956	992	1,017	992	1,014	1,065	1,014	1,020
<b>2013</b>	1,176	1,181	1,208	1,108	1,072	1,056	1,055	1,028	1,022	1,064	1,117	1,159
<b>2014</b>	1,182	1,146	1,061	986	890	918	934	904	859	866	864	882
<b>2015</b>	973	930	865	834	768	768	790	776	765	774	786	861
<b>2016</b>	873	828	794	711	663	636	620	596	592	552	573	579
<b>2017</b>	601	574	507	462	440	407	420	393	338	336	319	335
<b>2018</b>	361	373	399	407	330	313	321	336	331	325	330	354
<b>2019</b>	368	371	349	314	305	302	334	337	320	332	337	376
<b>2020</b>	404	389	850	1,347	1,283	1,133	1,100	1,000	885	797	770	756
<b>2021</b>	1,034	822	938									

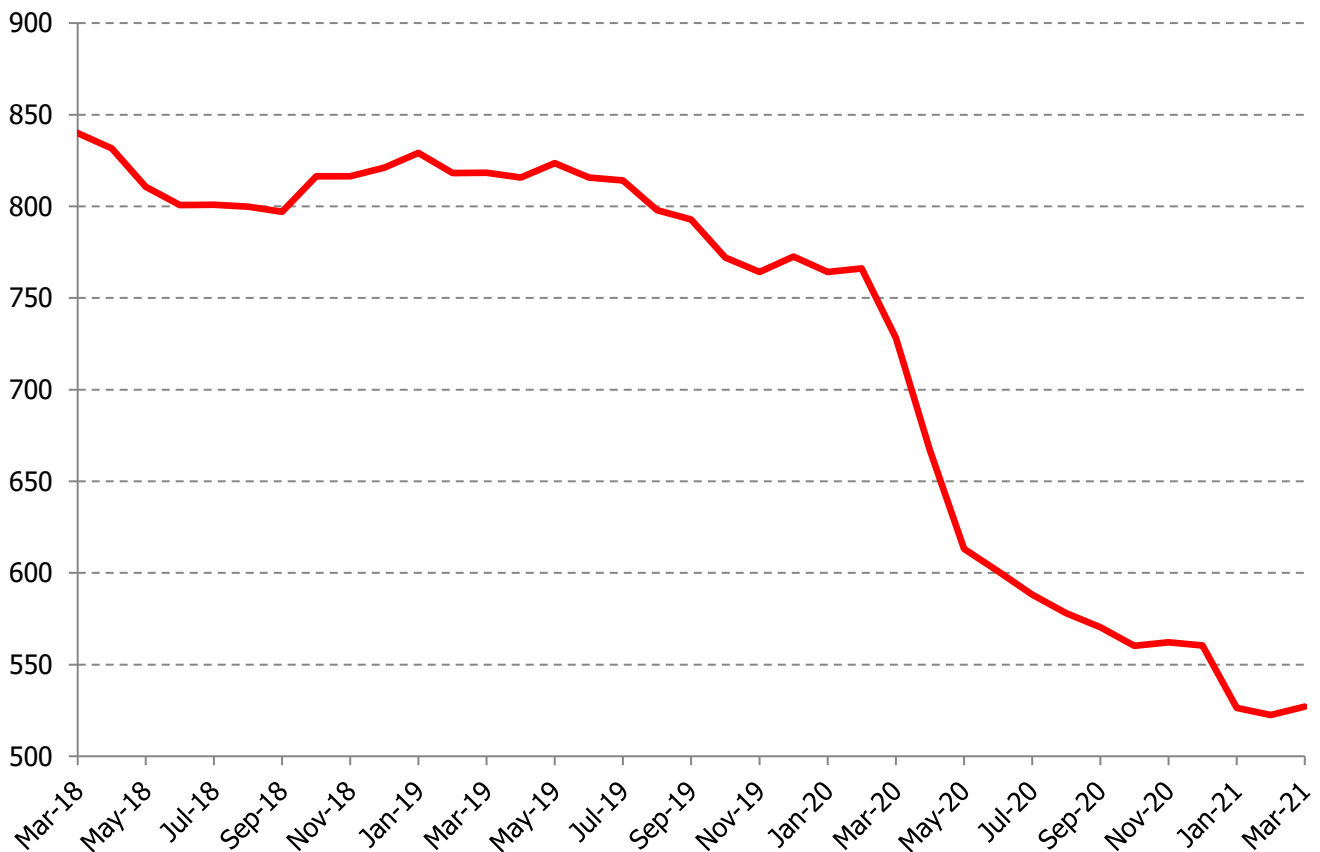
**Source:** Social Security, Treasury

### Number of Registered Unemployed – March 2018 to March 2021



Source: Social Security, Treasury

### Number of Vacancies Received During the Month – March 2018 to March 2021



Note: 12 month moving average

Source: Job Centre, Social Security, Treasury

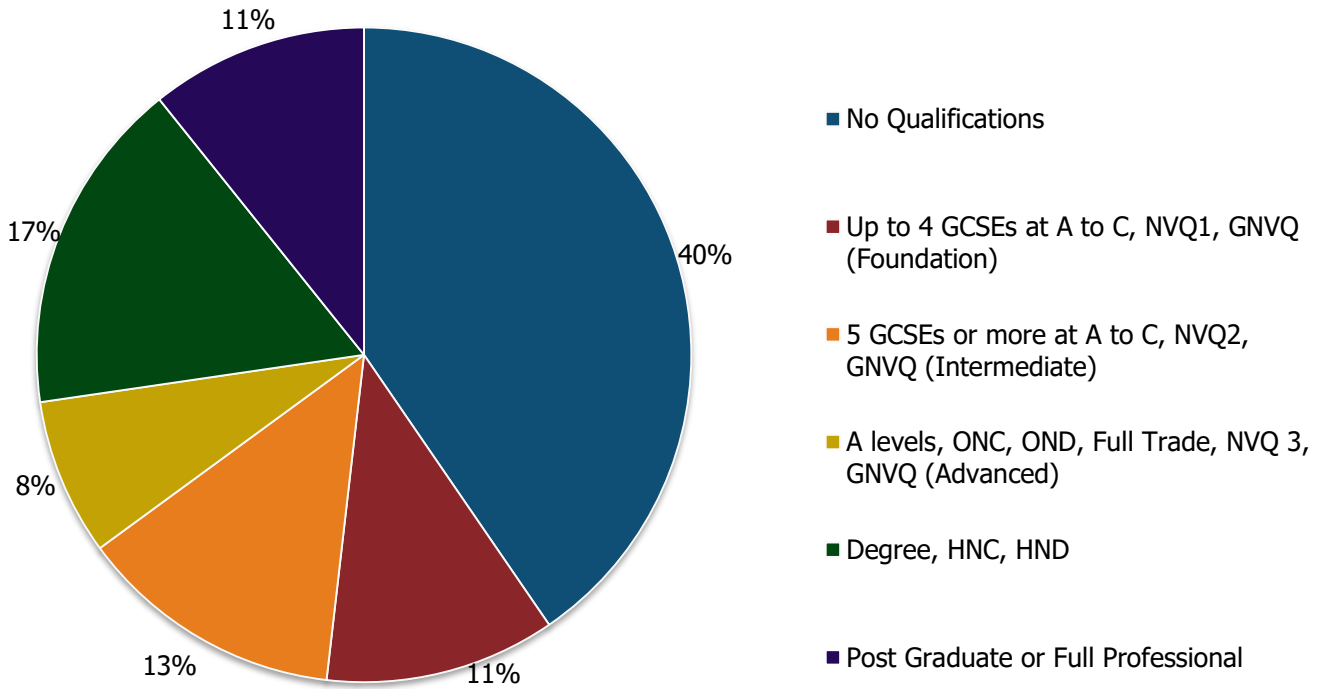
## Unemployment and Vacancies by Industrial Sector

Industrial Sector	Unemployed Persons			Vacancies Remaining Mar 21
	Mar 21	Feb 21	Mar 20	
Agriculture, Forestry & Fishing	11	7	11	3
Manufacturing	25	27	29	17
Construction skilled	78	42	88	4
Construction unskilled	59	40	58	0
Utilities	2	3	2	7
Transport & Communication	28	31	23	9
Wholesale Distribution	0	1	0	0
Retail Distribution	100	91	62	16
Insurance	8	8	10	2
Banking	24	21	26	2
Other Financial Institutions	44	42	28	24
Property Owning & Managing	0	0	0	5
Other Business Services	135	113	184	4
Information Communication Technology	8	8	4	5
Legal and Accountancy Services	4	6	1	11
Education / Teaching	9	9	20	15
Medical & Health Services	31	35	28	68
Tourist Accommodation	36	36	66	3
Other Professional or Technical Services	2	1	0	2
Other Catering & Entertainment	84	63	78	46
Film Production	0	0	0	0
E-Gaming	12	11	2	29
Miscellaneous Services	40	28	4	21
Public Administration	14	13	5	14
Leaving From Or Arriving On Island	17	18	22	n/a
Other Benefits, Training Centre, Prison	99	106	58	n/a
School Leavers, Students etc.	17	19	8	n/a
Not identified	51	43	33	n/a
<b>Total</b>	<b>938</b>	<b>822</b>	<b>850</b>	<b>307</b>

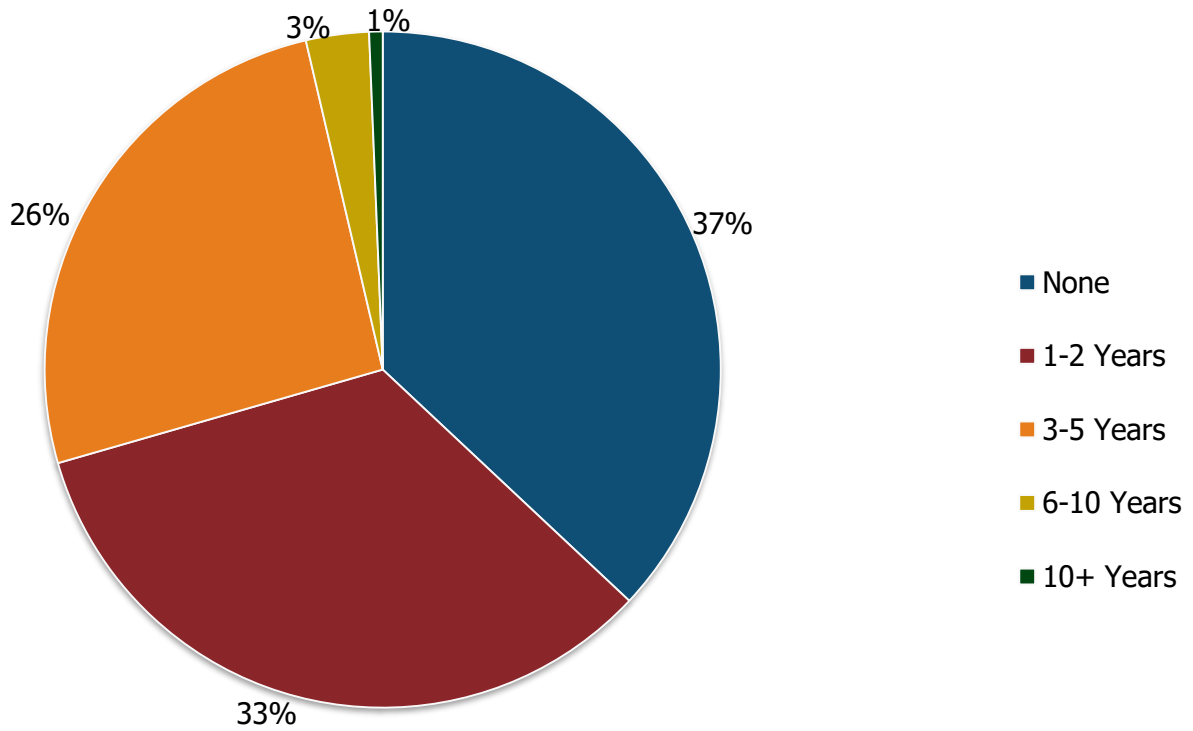
**Note:** Vacancies relate to those open at the end of the month.

**Sources:** Job Centre, Social Security, Treasury

### Vacancies by qualifications required



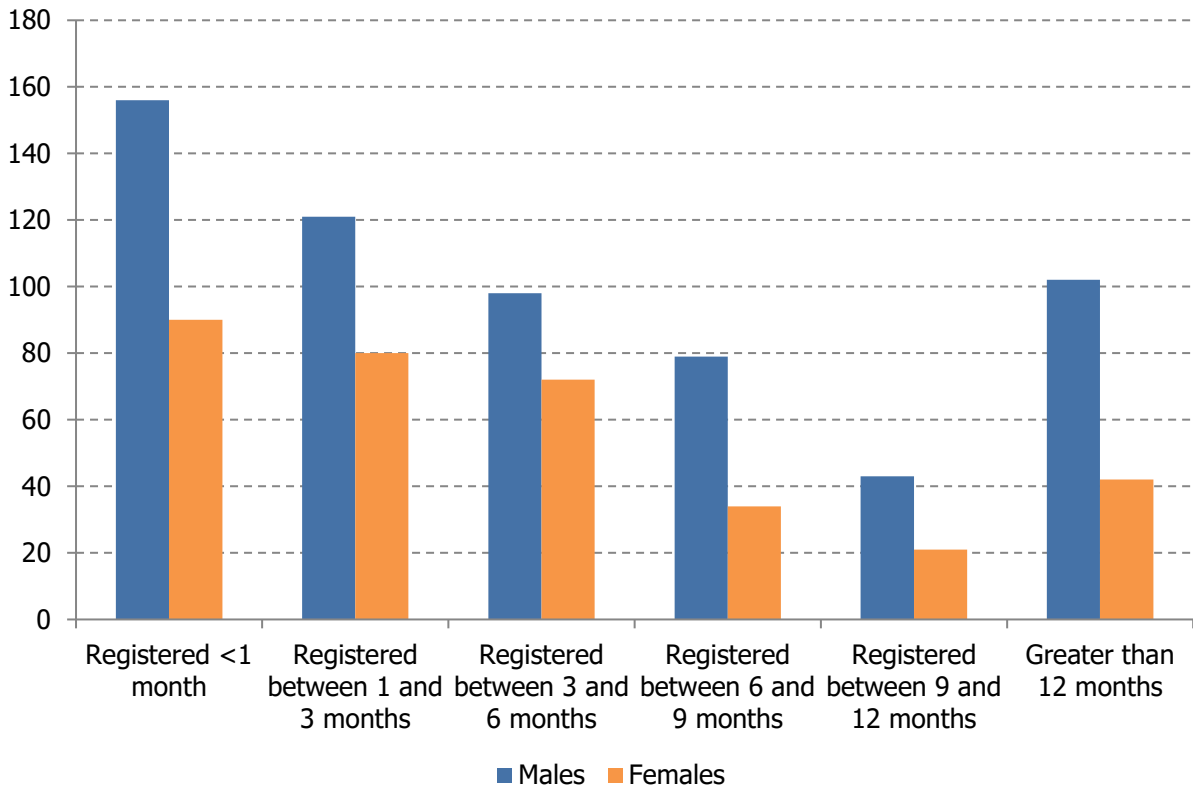
### Vacancies by experience required



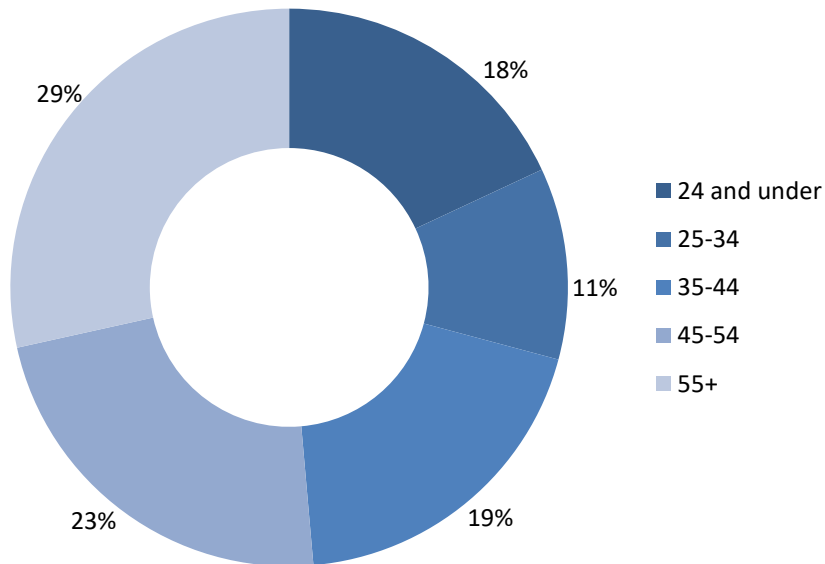
Source: Social Security, Treasury



## Unemployment by duration and gender



## Long Term Unemployed by Age



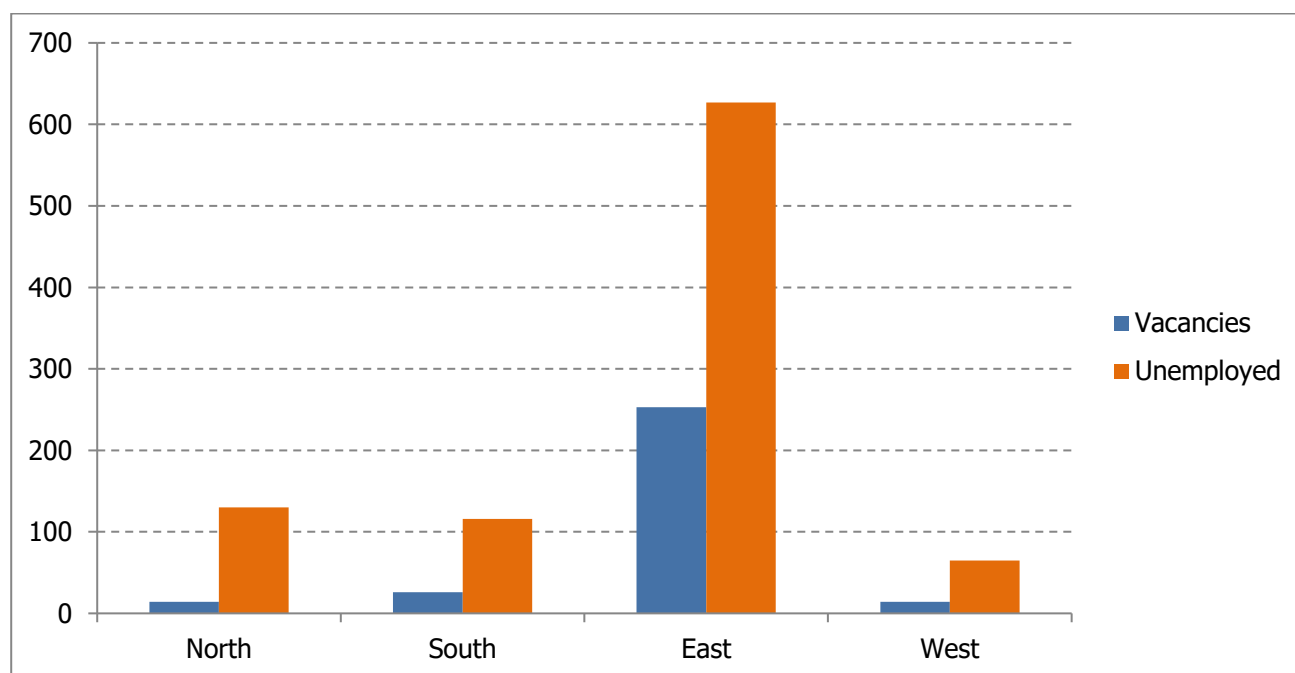
**Note:** Long term unemployed refers to those who have been unemployed for 12 months or longer.

### Unemployment by Duration and Age of Claimant

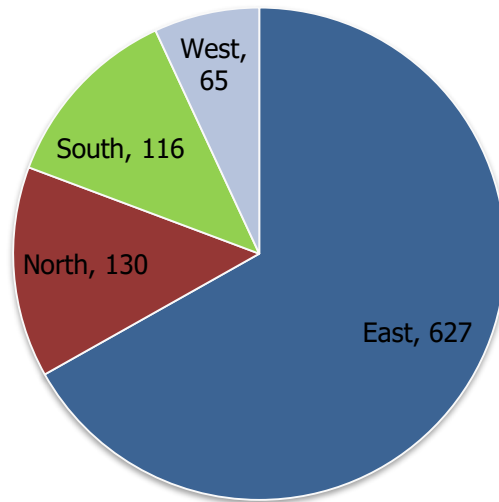
	Under 20	20 - 29	30 - 39	40 - 49	50 - 59	60 and Over	Total
<b>Less than 1 month</b>	23	61	49	48	46	19	<b>246</b>
<b>1 month and up to 3 months</b>	27	58	36	38	26	16	<b>201</b>
<b>3 months and up to 6 months</b>	20	34	33	25	38	20	<b>170</b>
<b>6 months and up to 1 year</b>	16	44	10	32	40	35	<b>177</b>
<b>1 year and up to 2 years</b>	8	19	22	27	21	17	<b>114</b>
<b>2 years and up to 4 years</b>	0	7	1	2	6	10	<b>26</b>
<b>4 years and over</b>	0	0	1	1	0	2	<b>4</b>
<b>Total</b>	<b>94</b>	<b>223</b>	<b>152</b>	<b>173</b>	<b>177</b>	<b>119</b>	<b>938</b>

**Source:** Job Centre, Social Security, Treasury

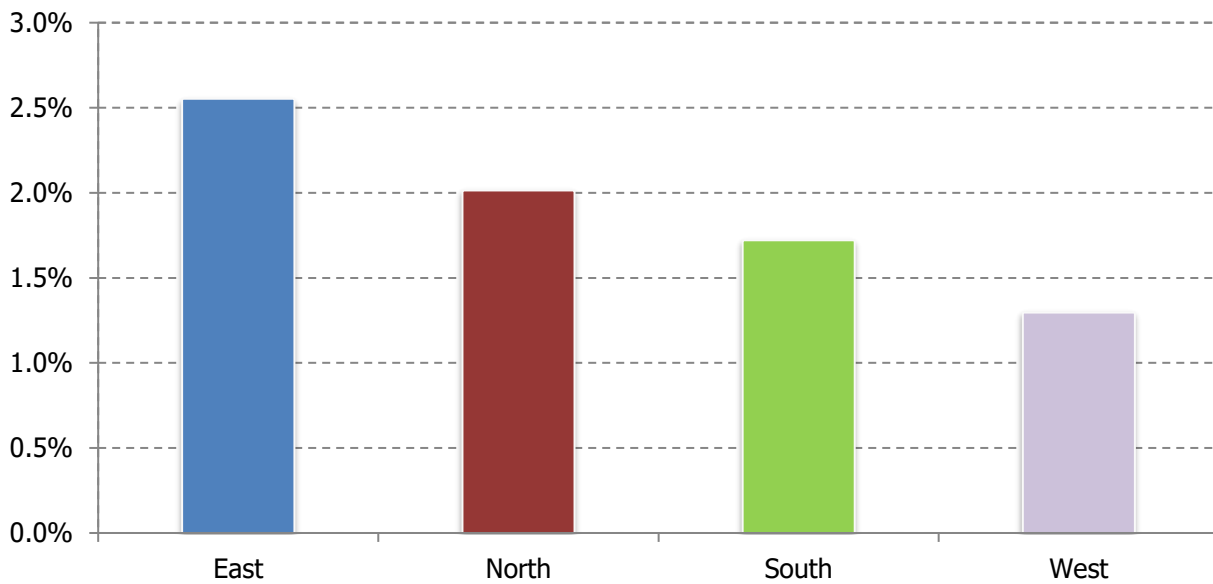
### Vacancies per Region by Unemployment per Region



## Unemployed Persons by Region



## Regional Unemployment Rates



**Source:** Social Security, Treasury

**Note:** The regional unemployment rates are the number of unemployed in each region as a proportion of the economically active in that region, as determined by the 2016 Census.

East	North	South	West
Douglas	Ramsey	Castletown	Peel
Laxey	Andreas	Port Erin	German
Onchan	Ballaugh	Port St Mary	Michael
Braddan	Bride	Arbory	Patrick
Lonan	Jurby	Malew	
Marown	Lezayre	Rushen	
Santon	Maughold		

# ISLE OF MAN LABOUR MARKET

## METHODOLOGY AND CONTACTS



### METHODOLOGICAL NOTES

Registered unemployment is measured as a claimant count of those persons registered for Job Seekers Allowance (JSA). There is no legal requirement to register to receive Job Seekers Allowance.

International Labour Organisation (ILO) definition

There are two common measures of unemployment: the claimant count (as detailed above), and that used by the ILO. The ILO measure includes not only those who are registered as unemployed (such as claiming JSA) but also those who are not registered but may still be looking for work.

Historically, the Island has only published the ILO definition of unemployment when census results have been made available. This report uses analysis of the ILO unemployment rate and the claimant count rate to generate an estimate of number of individuals that may be unemployed and actively seeking work but not registered as doing so.

In February 2017, the economically active population used in the calculation of the unemployment rate was updated to 42,777 to bring in line with the 2016 Isle of Man Census. The previous figure, based on the 2011 Census, was 44,607.

Additional information may be supplied on request.

### CONTACT DETAILS

For further information please contact Economic Affairs using the contact details below:

Economic Affairs  
Cabinet Office  
3rd Floor Central Government Office  
Bucks Road  
Douglas  
Isle of Man  
IM1 3PN

Email: [economics@gov.im](mailto:economics@gov.im)

Telephone: (+44) 01624 685758



**Isle of Man**  
Government

*Reilrys Ellan Vannin*



Isle of Man Government  
Government Office  
Bucks Road, Douglas  
Isle of Man, IM1 3PN

Email: **[economics@gov.im](mailto:economics@gov.im)**

**[www.gov.im/](http://www.gov.im/)**