



Isle of Man
Government

Reiltys Ellan Vannin

Isle of Man
Labour Market
Report
February 2021

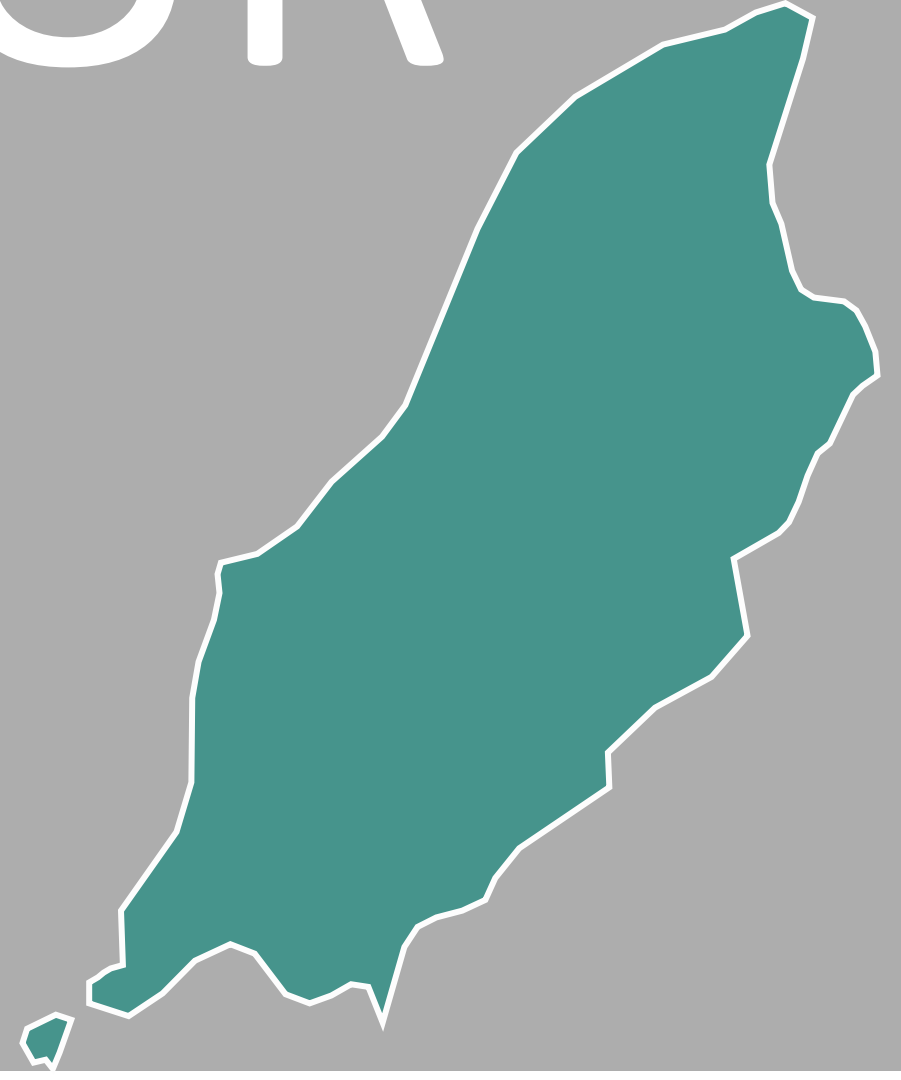
Economic Affairs

Cabinet Office

March 2021

ISLE OF MAN LABOUR MARKET

FEBRUARY 2021



KEY POINTS AS AT THE END OF FEBRUARY 2021

REGISTERED UNEMPLOYED

822

DECREASE IN NUMBER OF REGISTERED UNEMPLOYED

Unemployment has decreased by 212 persons from the previous month (January 2021), but has increased by 433 persons compared to the same month last year (February 2020).

UN-EMPLOYMENT RATE

1.9%

UNEMPLOYMENT % RATE

The unemployment rate for February 2021 is 1.9%, which is a decrease of 0.5% on the previous month January 2021. The unemployment rate is the proportion of economically active population registered unemployed.

VACANCIES

652

INCREASE IN VACANCIES NOTIFIED TO THE JOB CENTRE


652 job vacancies were notified to the Job Centre in February 2021, which is an increase of 252 compared to the previous month (January 2021). At the end of the month, 434 remained. Of these, 55% (237) were full time positions and 45% (197) were part time.

ILO ESTIMATE


1,417

INTERNATIONAL LABOUR ORGANISATION ESTIMATE OF UNEMPLOYMENT

It is estimated that 1,417 individuals are unemployed and looking for work in February 2021 compared with 1,929 in January 2021. This amounts to an unemployment rate of 3.3%. See Methodology section for further details.



522 Unemployed Males
64%




300 Unemployed Females
36%


ISLE OF MAN LABOUR MARKET MARKET FEBRUARY 2021



SECTORS WITH HIGHEST NUMBERS OF UNEMPLOYED PERSONS - FEBRUARY 2021




Other Business Services
113




Catering and
Entertainment
63




Retail Distribution
91



Construction-Skilled
42



Construction-Unskilled
40



Other Financial Institutions
42


SECTORS WITH HIGHEST NUMBERS OF JOB VACANCIES REMAINING - FEBRUARY 2021



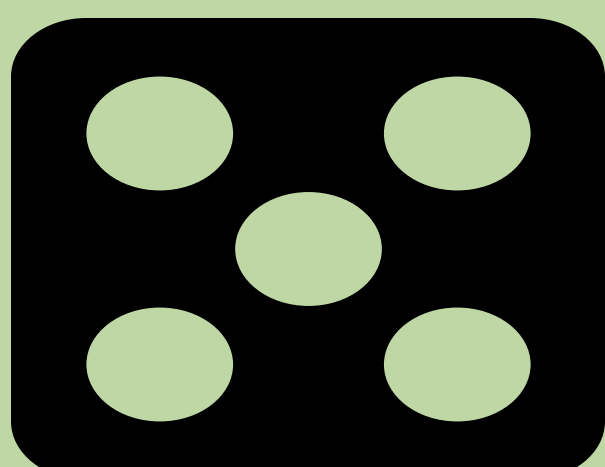
Medical and Health
Services
87



Other Business Services
21



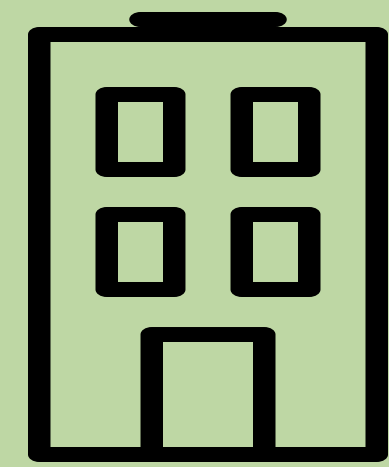
Catering and
Entertainment
83



E-Gaming
28



Retail
21



Miscellaneous Services
33

Registered Unemployment February 2021: Detailed Breakdown

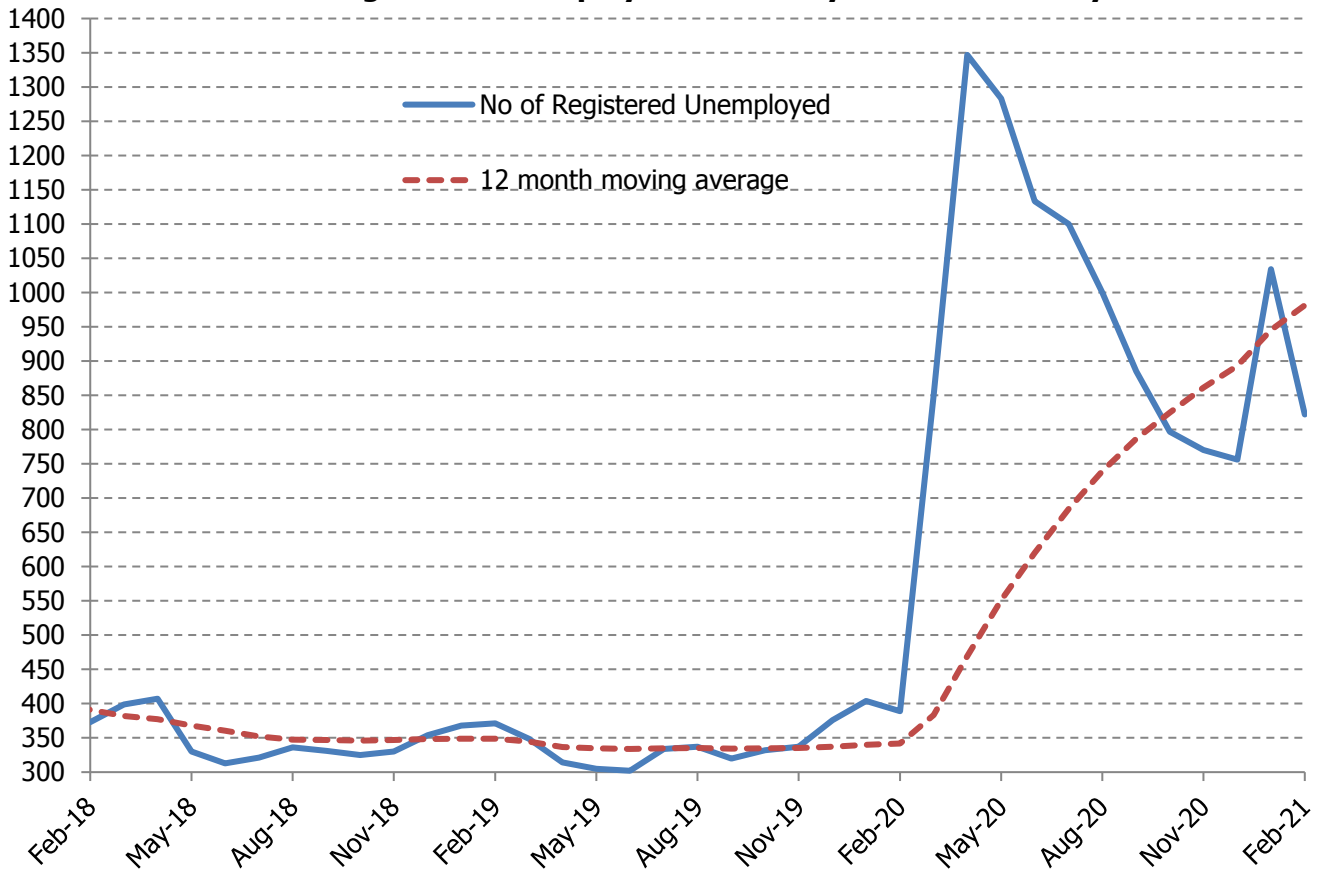
	Current Month Feb 21	Last Month Jan 21	Net Change over Month	Last Year Feb 20	Net Change over Year
Total Unemployment :-	822	1,034	-212	389	433
Males	522	659	-137	270	252
Females	300	375	-75	119	181
Included amongst the Unemployed are:-					
Persons Requiring Work Permits	18	22	-4	0	18
Persons aged under 18	14	17	-3	11	3
Claimants signing for credits only	126	132	-6	1	125

Historic Isle of Man Registered Unemployment

	Jan	Feb	Mar	Apr	May	Jun	Jul	Aug	Sep	Oct	Nov	Dec
1998	606	553	536	470	382	386	410	430	370	377	373	380
1999	406	390	330	271	249	223	268	234	235	231	228	258
2000	269	267	242	187	167	192	211	204	203	198	211	206
2001	255	229	192	173	154	157	178	182	149	165	187	211
2002	244	266	224	198	183	184	202	195	189	195	219	235
2003	263	284	293	249	236	273	332	369	301	329	334	327
2004	386	416	376	363	364	315	351	390	378	423	452	487
2005	543	552	542	561	556	517	582	569	577	563	589	591
2006	622	646	615	563	545	544	602	600	571	604	568	577
2007	586	616	552	624	569	594	614	633	593	611	562	571
2008	627	596	532	543	550	519	591	595	605	667	641	721
2009	926	980	947	925	915	922	967	981	901	888	885	878
2010	1,029	970	924	867	792	794	822	771	748	753	735	795
2011	856	867	891	843	806	846	890	830	890	910	971	979
2012	1,100	1,043	1,031	1,037	956	992	1,017	992	1,014	1,065	1,014	1,020
2013	1,176	1,181	1,208	1,108	1,072	1,056	1,055	1,028	1,022	1,064	1,117	1,159
2014	1,182	1,146	1,061	986	890	918	934	904	859	866	864	882
2015	973	930	865	834	768	768	790	776	765	774	786	861
2016	873	828	794	711	663	636	620	596	592	552	573	579
2017	601	574	507	462	440	407	420	393	338	336	319	335
2018	361	373	399	407	330	313	321	336	331	325	330	354
2019	368	371	349	314	305	302	334	337	320	332	337	376
2020	404	389	850	1,347	1,283	1,133	1,100	1,000	885	797	770	756
2021	1,034	822										

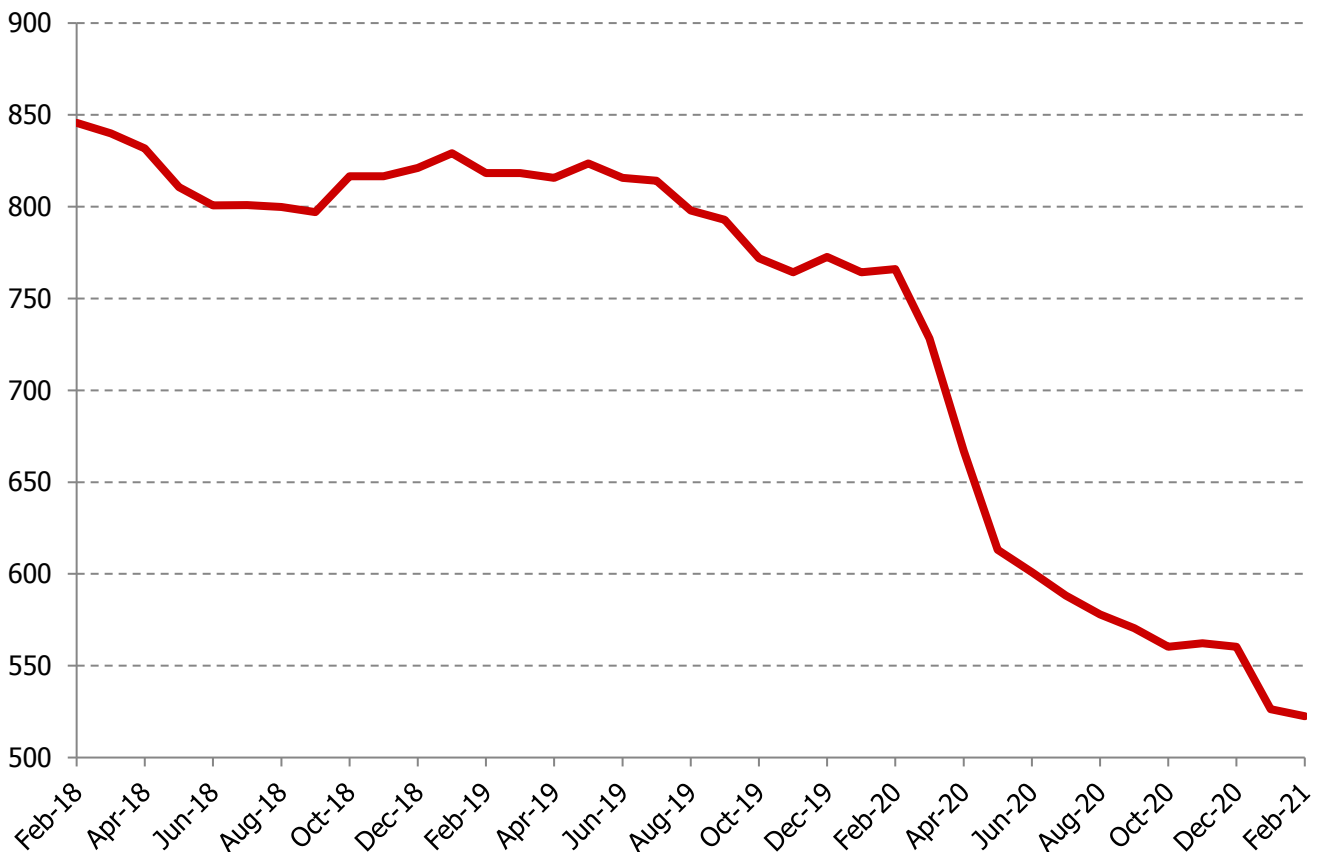
Source: Social Security, Treasury

Number of Registered Unemployed – February 2018 to February 2021



Source: Social Security, Treasury

Number of Vacancies Received During the Month – February 2018 to February 2021



Note: 12 month moving average

Source: Job Centre, Social Security, Treasury

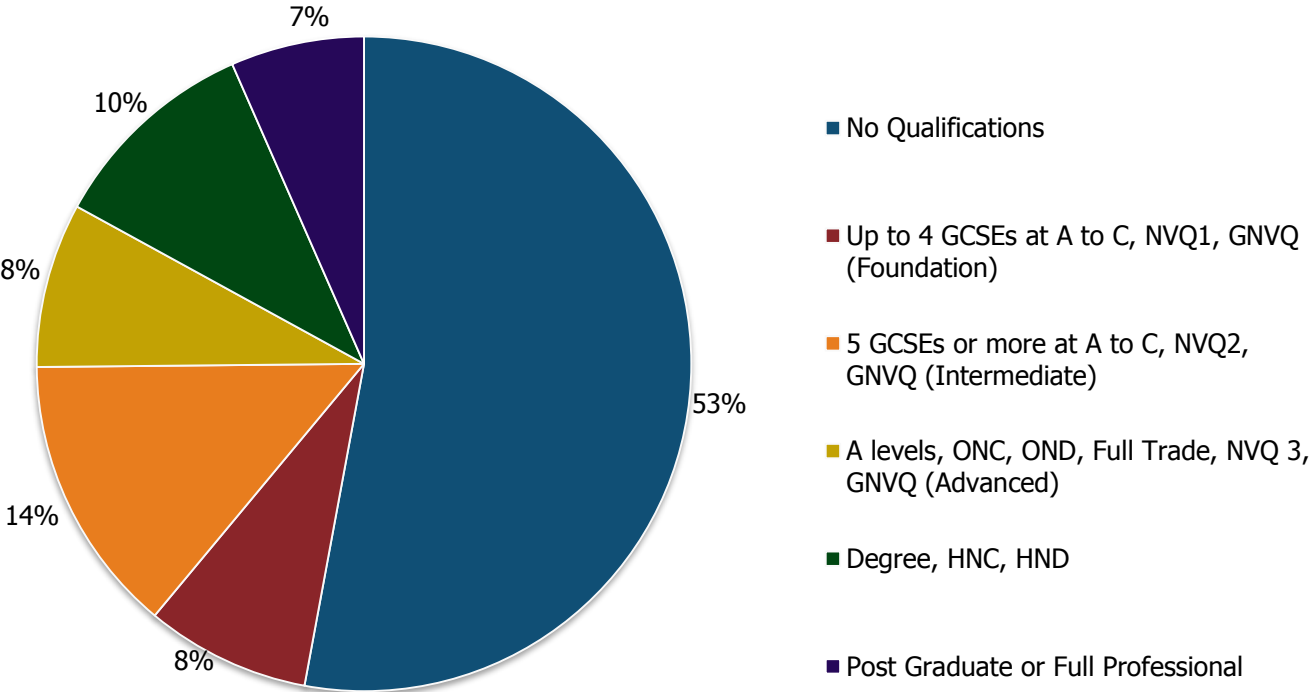
Unemployment and Vacancies by Industrial Sector

Industrial Sector	Unemployed Persons			Vacancies Remaining Feb 21
	Feb 21	Jan 21	Feb 20	
Agriculture, Forestry & Fishing	7	16	6	2
Manufacturing	27	26	22	15
Construction skilled	42	93	23	21
Construction unskilled	40	74	28	6
Utilities	3	2	3	2
Transport & Communication	31	28	11	6
Wholesale Distribution	1	3	0	3
Retail Distribution	91	88	41	18
Insurance	8	8	9	0
Banking	21	24	13	6
Other Financial Institutions	42	53	27	21
Property Owning & Managing	0	1	0	1
Other Business Services	113	141	44	21
Information Communication Technology	8	7	4	4
Legal and Accountancy Services	6	6	0	10
Education / Teaching	9	16	2	25
Medical & Health Services	35	43	21	87
Tourist Accommodation	36	39	26	14
Other Professional or Technical Services	1	1	1	10
Other Catering & Entertainment	63	88	7	83
Film Production	0	0	0	0
E-Gaming	11	8	0	28
Miscellaneous Services	28	56	4	33
Public Administration	13	13	3	18
Leaving From Or Arriving On Island	18	19	10	n/a
Other Benefits, Training Centre, Prison	106	115	53	n/a
School Leavers, Students etc.	19	23	11	n/a
Not identified	43	43	20	n/a
Total	822	1,034	389	434

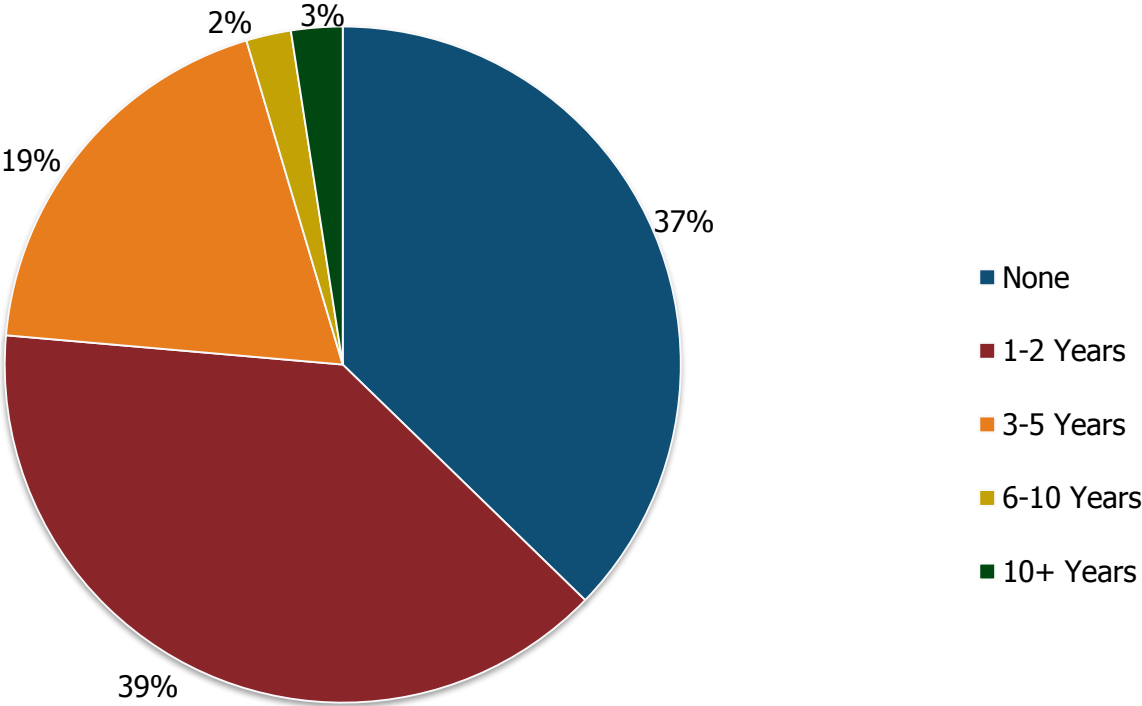
Note: Vacancies relate to those open at the end of the month.

Sources: Job Centre, Social Security, Treasury

Vacancies by qualifications required

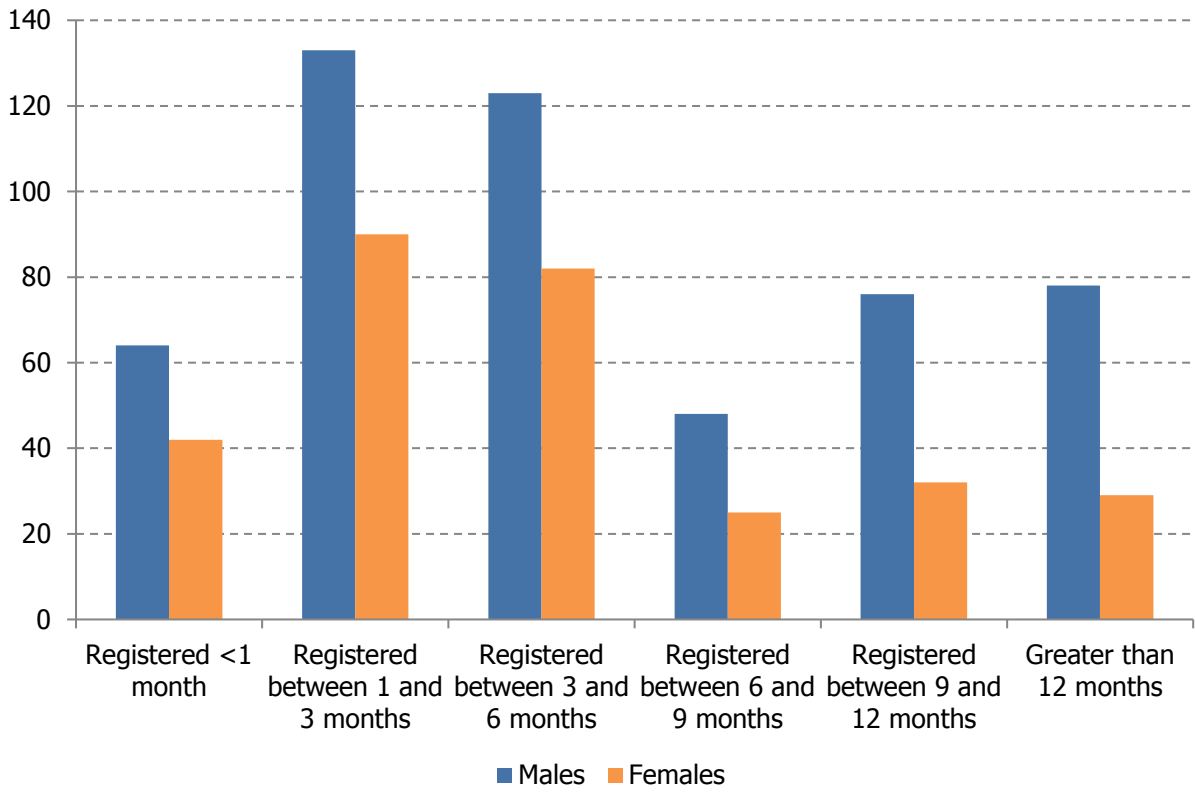


Vacancies by experience required

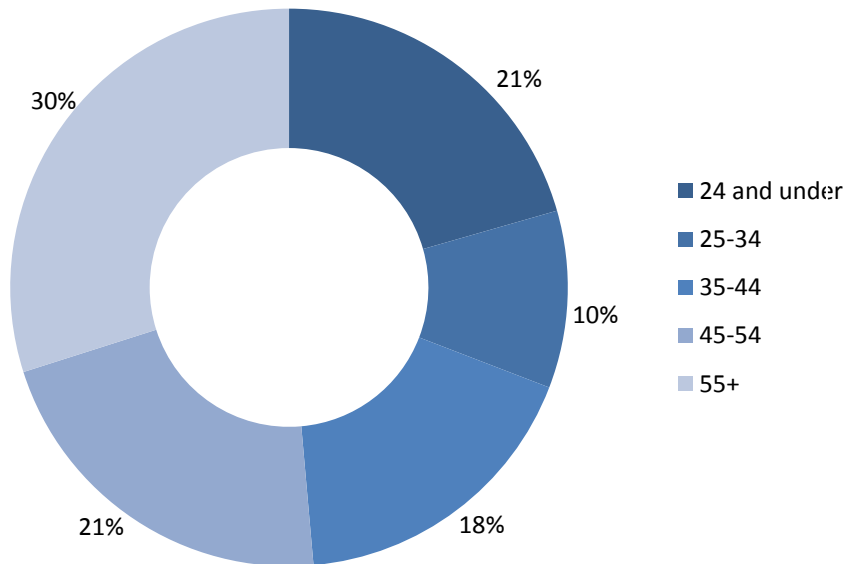


Source: Social Security, Treasury

Unemployment by duration and gender



Long Term Unemployed by Age



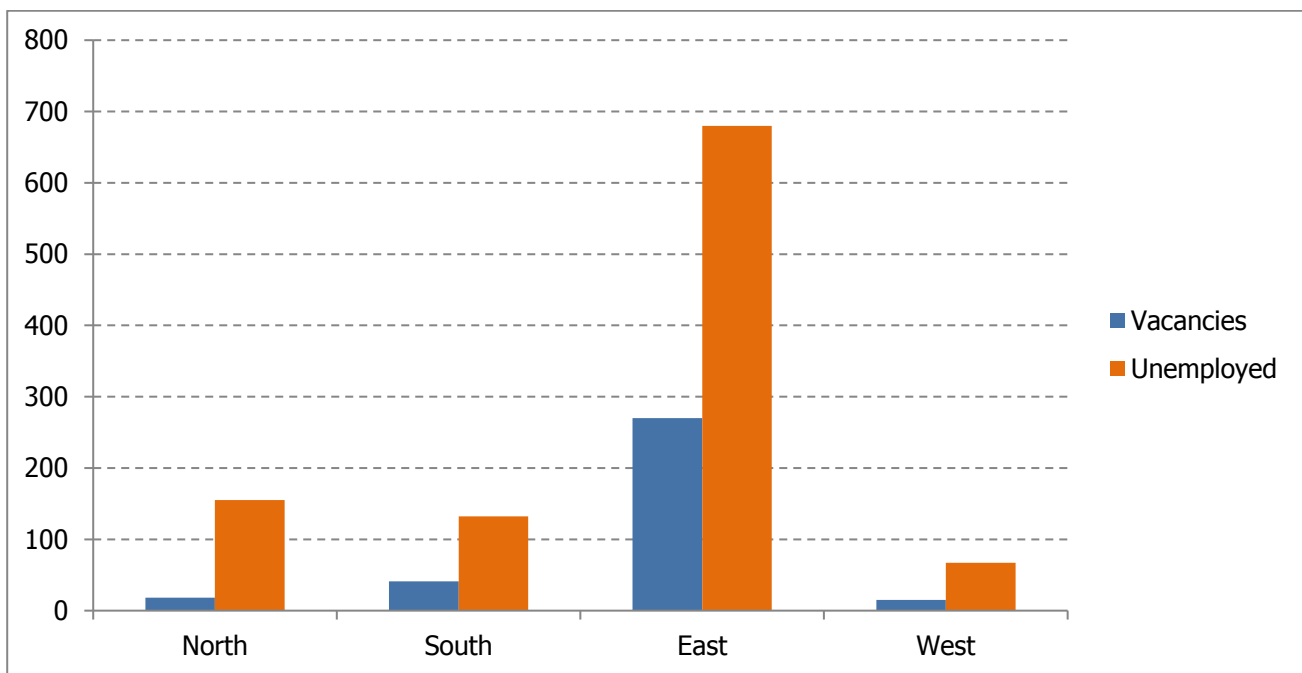
Note: Long term unemployed refers to those who have been unemployed for 12 months or longer.

Unemployment by Duration and Age of Claimant

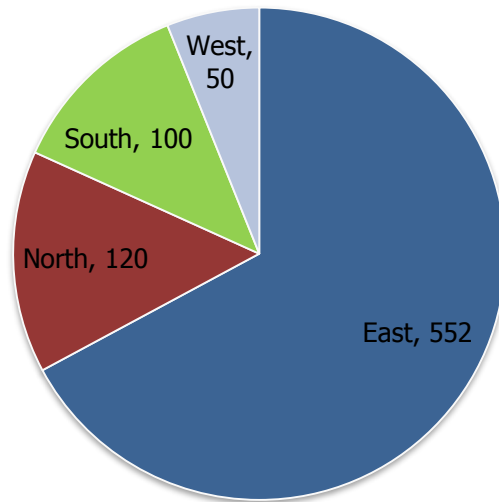
	Under 20	20 - 29	30 - 39	40 - 49	50 - 59	60 and Over	Total
Less than 1 month	20	25	16	19	16	10	106
Over 1 and up to 3 months	19	68	43	42	32	19	223
Over 3 and up to 6 months	23	40	30	39	41	32	205
Over 6 and up to 1 year	15	41	15	33	46	31	181
Over 1 year and up to 2 years	7	13	14	15	15	12	76
Over 2 years and up to 4 years	0	8	1	2	8	8	27
Over 4 years	0	0	1	1	0	2	4
Total	84	195	120	151	158	114	822

Source: Job Centre, Social Security, Treasury

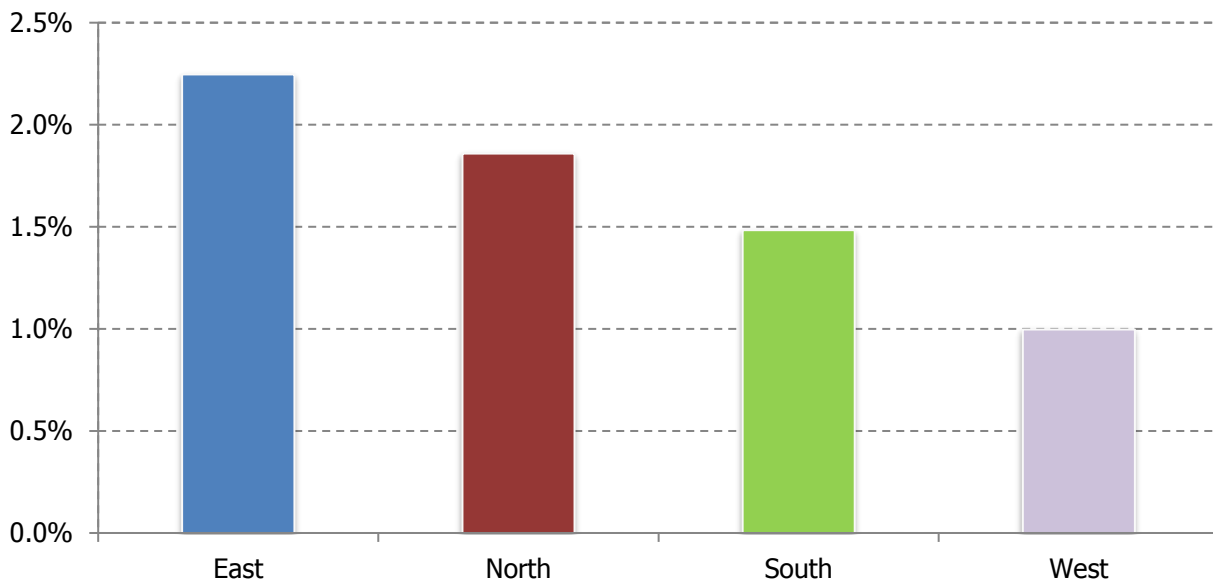
Vacancies per Region by Unemployment per Region



Unemployed Persons by Region



Regional Unemployment Rates



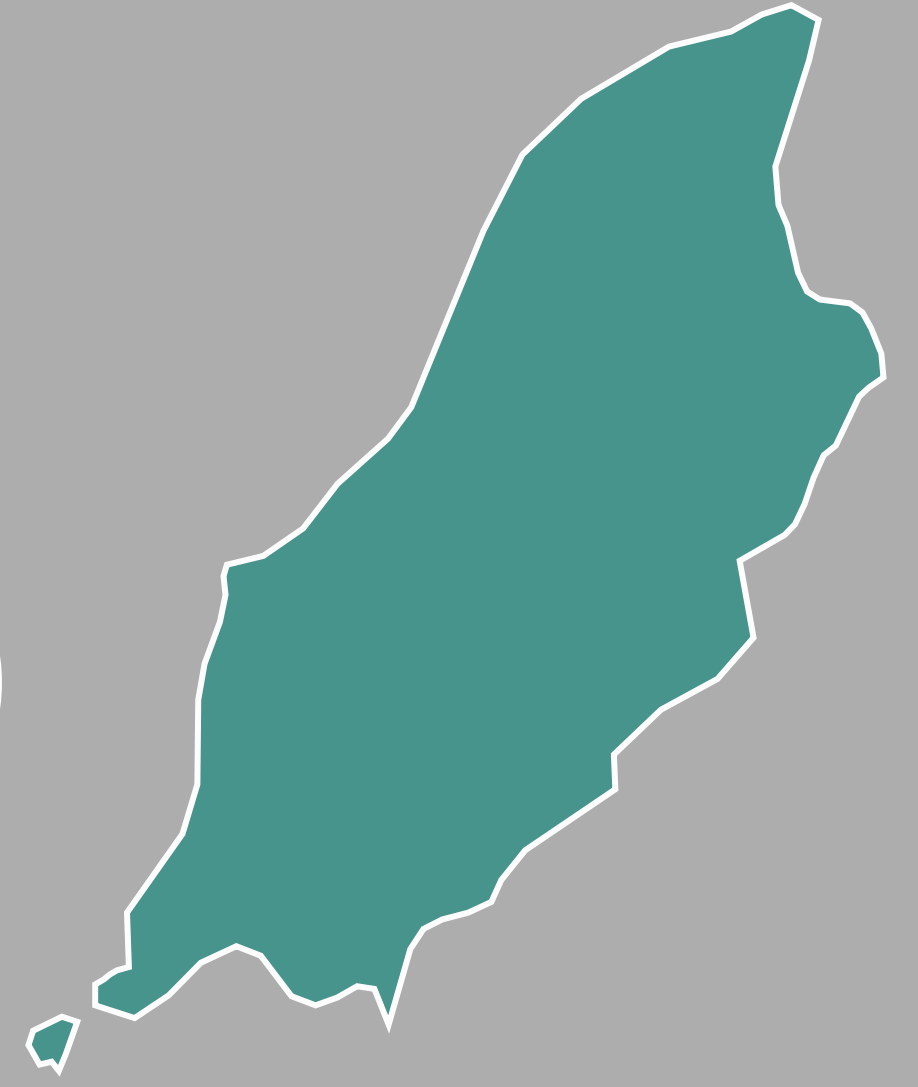
Source: Social Security, Treasury

Note: The regional unemployment rates are the number of unemployed in each region as a proportion of the economically active in that region, as determined by the 2016 Census.

East	North	South	West
Douglas	Ramsey	Castletown	Peel
Laxey	Andreas	Port Erin	German
Onchan	Ballaugh	Port St Mary	Michael
Braddan	Bride	Arbory	Patrick
Lonan	Jurby	Malew	
Marown	Lezayre	Rushen	
Santon	Maughold		

ISLE OF MAN LABOUR MARKET

METHODOLOGY AND CONTACTS



METHODOLOGICAL NOTES

Registered unemployment is measured as a claimant count of those persons registered for Job Seekers Allowance (JSA). There is no legal requirement to register to receive Job Seekers Allowance.

International Labour Organisation (ILO) definition

There are two common measures of unemployment: the claimant count (as detailed above), and that used by the ILO. The ILO measure includes not only those who are registered as unemployed (such as claiming JSA) but also those who are not registered but may still be looking for work.

Historically, the Island has only published the ILO definition of unemployment when census results have been made available. This report uses analysis of the ILO unemployment rate and the claimant count rate to generate an estimate of number of individuals that may be unemployed and actively seeking work but not registered as doing so.

In February 2017, the economically active population used in the calculation of the unemployment rate was updated to 42,777 to bring in line with the 2016 Isle of Man Census. The previous figure, based on the 2011 Census, was 44,607.

Additional information may be supplied on request.

CONTACT DETAILS

For further information please contact Economic Affairs using the contact details below:

Economic Affairs
Cabinet Office
3rd Floor Central Government Office
Bucks Road
Douglas
Isle of Man
IM1 3PN

Email: economics@gov.im

Telephone: (+44) 01624 685758



Isle of Man
Government

Reilrys Ellan Vannin



Isle of Man Government
Government Office
Bucks Road, Douglas
Isle of Man, IM1 3PN

Email: **economics@gov.im**

www.gov.im/