



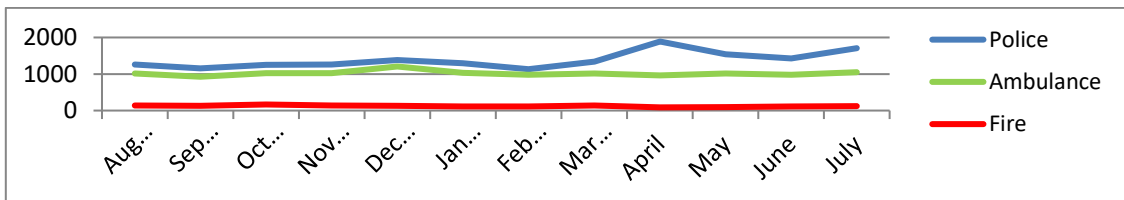
DEPARTMENT OF HOME AFFAIRS
Rheynn Cooishyn Sthie

COMMUNICATIONS DIVISION
Fo-rheyinn Eddyrynsh

ACTIVITY REPORT

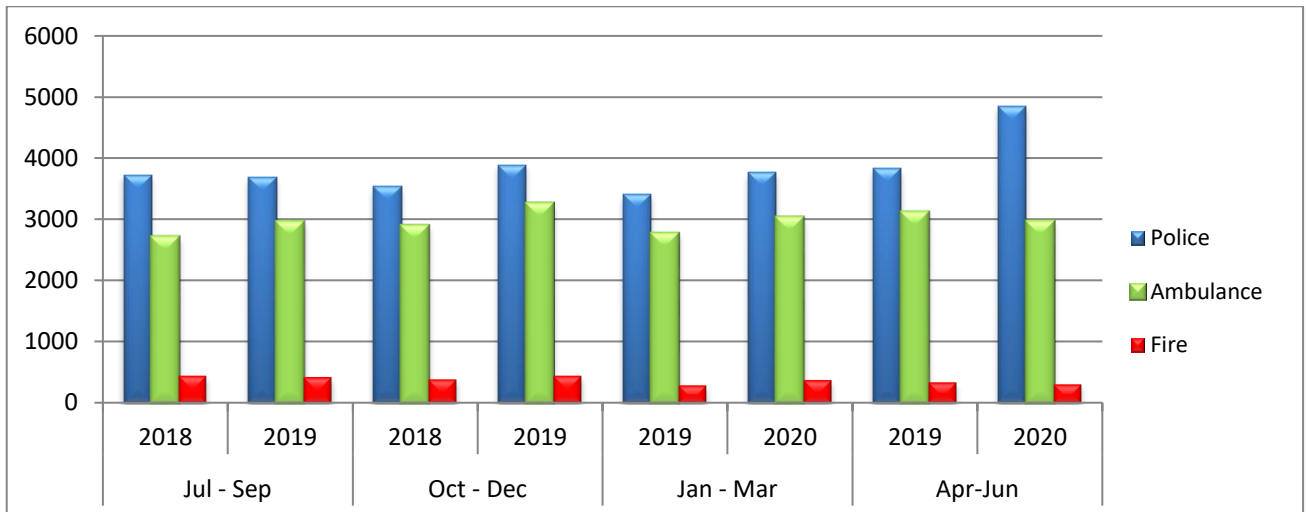
Period : 19th April 2004 – 31st July 2020

EMERGENCY EVENTS BY SERVICE
MONTHLY TREND August 2019 – TO DATE



An 'Event' is created by the ESJCR that requires action to be taken. However, the data above does not reflect how busy each Service is overall.

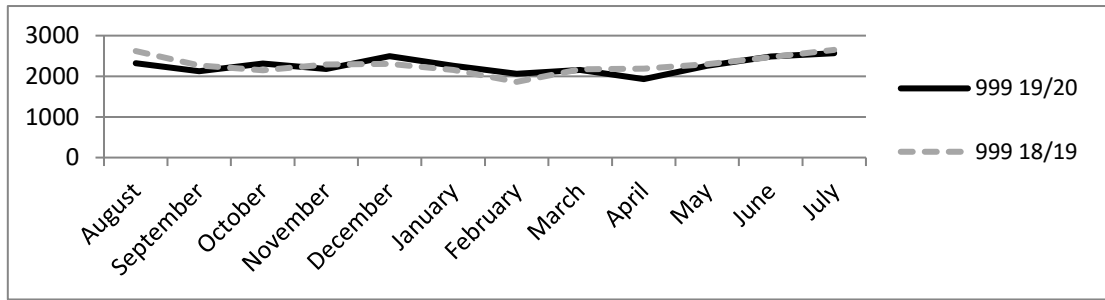
EMERGENCY EVENTS BY SERVICE
2 YEAR QUARTERLY TREND COMPARISON



MISSION STATEMENT

to assist the Emergency Services to respond to people in distress as quickly and efficiently as possible

EMERGENCY SERVICES JOINT CONTROL ROOM 999 CALLS RECEIVED



NOTE: Since January 2017 999 calls are received directly into the ESJCR

Emergency Events / 999 Calls

Description	July 2020	Cumulative Monthly Average	Overall Since 'Go-Live'
Emergency Events			
<i>Police</i>	1,706	1,686	327,864
<i>Ambulance</i>	1,052	828	161,049
<i>Fire</i>	120	167	32,556
Total	2,878	2,681	521,469
999 Calls	2,487	1,558	302,994
Non-999 Calls received per month	32,323		
Mean Average time to answer call <i>(target 5 seconds)</i>	1.5 secs	-	1.5 secs

TETRA System Performance

	Target	July 2020	Cumulative Monthly Average	Overall Since 'Go-Live'
<i>Total System Availability</i>	98.5% 24/7 365	100%	-	99.67%