



**Department of Education, Sport
and Culture**

Rheynn Ynsee, Spoyrt as Cultoor

**KS5 Attainment
in Level 3
Qualifications
2019**

Level 3 Attainment 2019

Aggregated KS5 attainment from the Island's secondary schools for examinations and assessments undertaken in Summer 2019 follow as a series of tables and graphs. These results include only 'by age' Year 13 students (ie turned 18 years old between September 1st 2018 and 31st August 2019) completing A Level and Level 3 BTEC qualifications in schools. In addition to the results in these tables there are other students in school who have achieved good grades at Level 3 but are not 'by age' Year 13 students as well as University College Isle of Man students who will have completed Level 3 BTEC Diploma courses (equivalent to 2 or 3 A Levels) in subjects such as Business, Computer Science, Health and Social Care and Engineering.

Changes in examination board requirements for terminal assessment at the end of A Level courses has meant that since 2017 only full A Level results have been reported in these graphs. Alongside full A Level and BTEC Level 3 qualifications students have taken AS and other qualifications that carry UCAS points. Although these qualifications are not included in this report they provide both value and currency to students applying for university or looking for employment.

The 2019 Level 3 results include entries for over 300 school students and reflects the high staying-on rate in the Island's sixth forms. The total number of full Level 3 entries in 2019 was nearly 900. In 2019, students received awards in over 50 separate titles. The subjects with the largest number of Level 3 entries in 2019 included Biology, Business Studies, Geography, History, Maths and Psychology A Levels. The number of students entered for Level 3 qualifications in each school is small and results inevitably vary depending on the strength and size of the year group.

Results in external examinations are only one measure of the achievements of school sixth forms and their students. Whether students apply to enter higher education, further education or employment, they quickly realise that there is more to determining their future than examination results alone.

As part of their sixth form learning experience 2019 school leavers have set up and run their own companies, researched and promoted charities, volunteered with a number of different organisations in the local community and undertaken physically and mentally challenging tasks in a range of different contexts. In doing so these young people have developed further key skills such as team working, problem solving and communication as well as resilience and self awareness, helping to prepare them for further study or work.

Table 1. Average number of full Level 3 entries per student

Year	IOM
2015	3.7
2016	3.4
2017	3.1
2018	3.1
2019	2.9

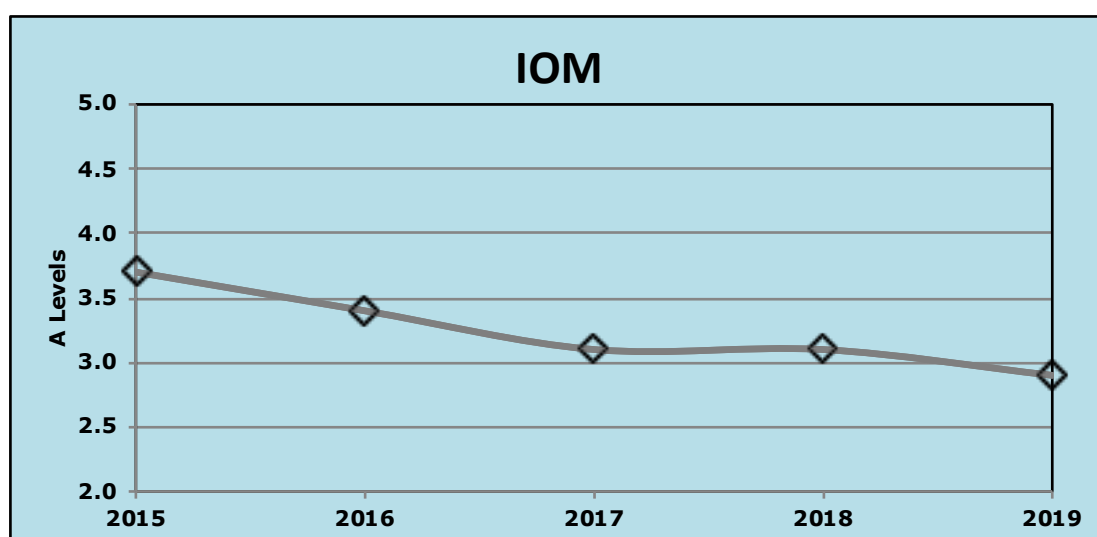


Table 2. Percentage Level 3 pass rate (A Level A*-E & BTEC L3 D*-P)

Year	IOM
2015	98.2
2016	98.4
2017	97.6
2018	98.4
2019	98.5

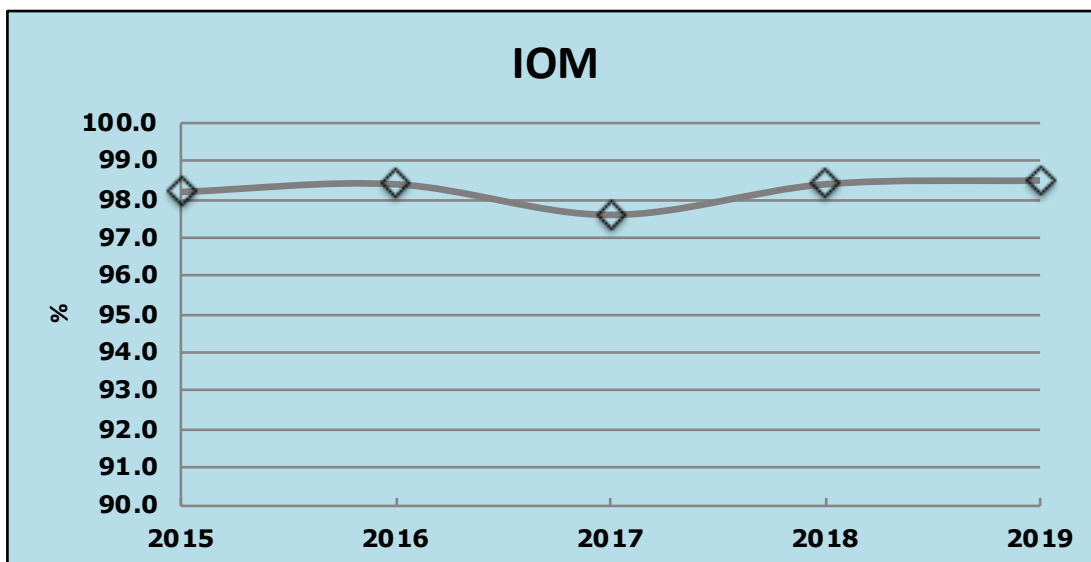


Table 3. Percentage of Level 3 entries attaining top grades (A Level A*-B & BTEC L3 D*-D)

Year	IOM
2015	41.9
2016	42.2
2017	46.3
2018	51.1
2019	42.2

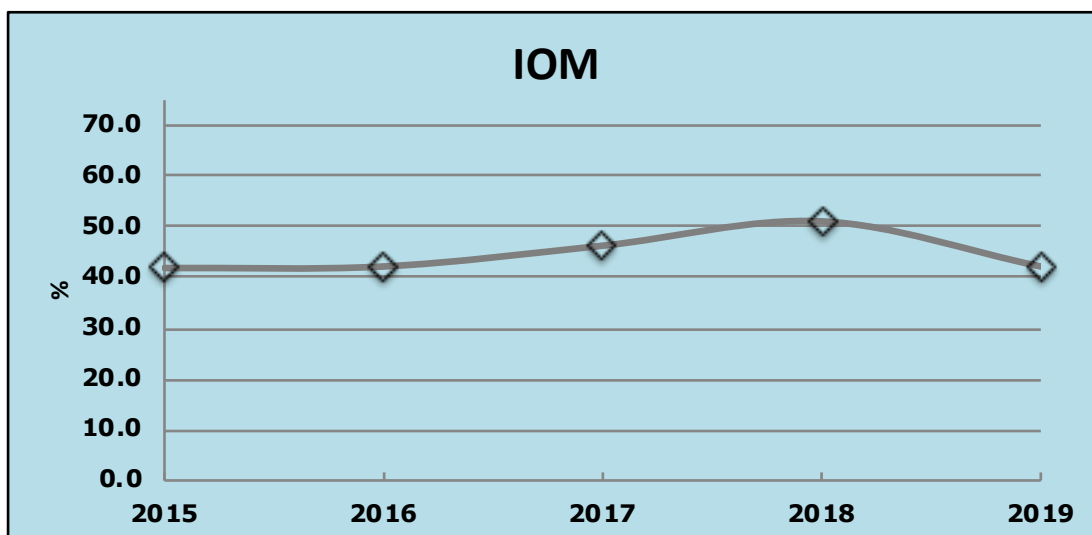


Table 4. Average number of UCAS points per Level 3 entry

Year	IOM
2017	34.5
2018	35.5
2019	34.1

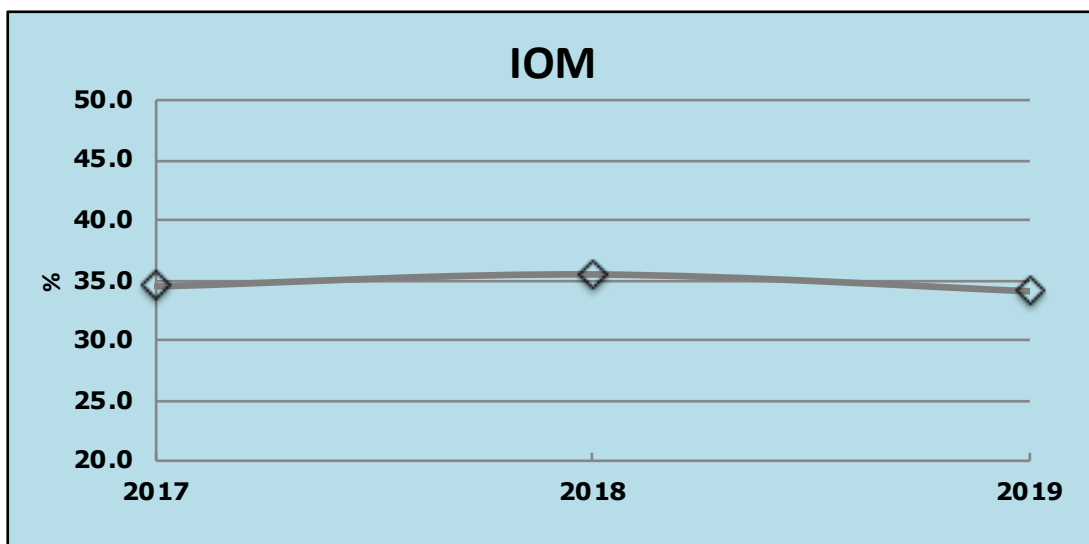


Table 5. Average number of UCAS points per student

Year	IOM
2017	108
2018	108
2019	98

