

























Totals this month		2019	2018	Change	% change
Passenger Total		865,617	847,251	18366	2.17%
Passengers route by route					
Route	Current airline	2019	2018	Change	% change
Belfast City	Eastern 	0	4,162	-4,162	-100.0%
Belfast International	EasyJet 	24,298	12,977	11,321	87.2%
Birmingham	Flybe 	43,407	42,708	699	1.6%
Bristol	easyJet 	28,272	29,536	-1,264	-4.3%
Dublin	Air Lingus 	42,117	43,299	-1,182	-2.7%
Edinburgh	Loganair 	7,891	6,110	1,781	29.1%
Geneva	Flybe 	2,023	2,186	-163	-7.5%
Glasgow	Eastern 	0	2,003	-2,003	-100.0%
Glasgow	Loganair 	169	0	169	100.0%
Liverpool	Flybe 	112,779	125,877	-13,098	-10.4%
Liverpool	easyJet 	141,664	129,900	11,764	9.1%
Liverpool	TOTAL both airlines	254,443	255,777	-1,334	-0.5%
London City	BA CityFlyer 	56,032	61,430	-5,398	-8.8%
London Luton	easyJet 	24,609	23,260	1,349	5.8%
London Gatwick	easyJet 	176,666	175,843	823	0.5%
London Heathrow	Flybe 	18,019	0	18,019	100.0%
Manchester	Flybe 	173,061	172,445	616	0.4%
Newcastle	Eastern 	0	183	-183	-100.0%
Norwich	Flybe 	0	134	-134	-100.0%
Non-scheduled	Others	14,610	15,198	-588	-3.9%
Passengers by airline					
Airline	2019	2019	2018	Change	% change
Air Lingus 		42,117	43,299	-1,182	-2.7%
BA CityFlyer 		56,032	61,430	-5,398	-8.8%
Eastern 		0	6,348	-6,348	-100.0%
easyJet 		395,509	371,516	23,993	6.5%
Flybe 		349,289	343,216	6,073	1.8%
Loganair 		8,060	6,244	1,816	29.1%
Others		14,610	15,198	-588	-3.9%
Air Freight					
Air Freight	2019	2018	Change	% change	
General Cargo flown (tonnes)	137	181	-44	-24.3%	
Mail flown (tonnes)	2,075	2,080	-5	-0.2%	
Aircraft Movements					
Aircraft Movements	2019	2018	Change	% change	
Scheduled aircraft movements	13,275	13,602	-327	-2.4%	
Charter aircraft movements	1,490	1,827	-337	-18.4%	
Other aircraft movements	6,477	7,949	-1,472	-18.5%	
TOTAL AIRCRAFT MOVEMENTS	21,242	23,378	-2,136	-9.1%	