

## Isle of Man Airport Monthly Air Traffic Summary

### February 2019

**The promising start to 2019 seen in January for the Isle of Man Airport continued into February with a 4.62% increase in passengers. This, again, is a monthly record for February, beating the previous high of February 2016 by 1.5%. In summary:**

#### Overall:

- 61,630 passengers passed through IOM Airport in February 2019, an increase of 2,720 passengers or 4.62%. This again is about a 2.6% improvement upon the performance for the month forecast a year ago.
- Good performances for the Liverpool, Gatwick and the Belfast International routes were the main contributors to the good result
- The rolling twelve months figure rose to 852,290 up year-on-year by almost 45,600 or 5.65%, the first time the airport has handled over 850,000 passengers in a single 12 month period.
- Aircraft movements were down by just under 5%, largely due to a fall by one third in private and club flying. Scheduled service movements were slightly down - by 1.47%.

#### North West market

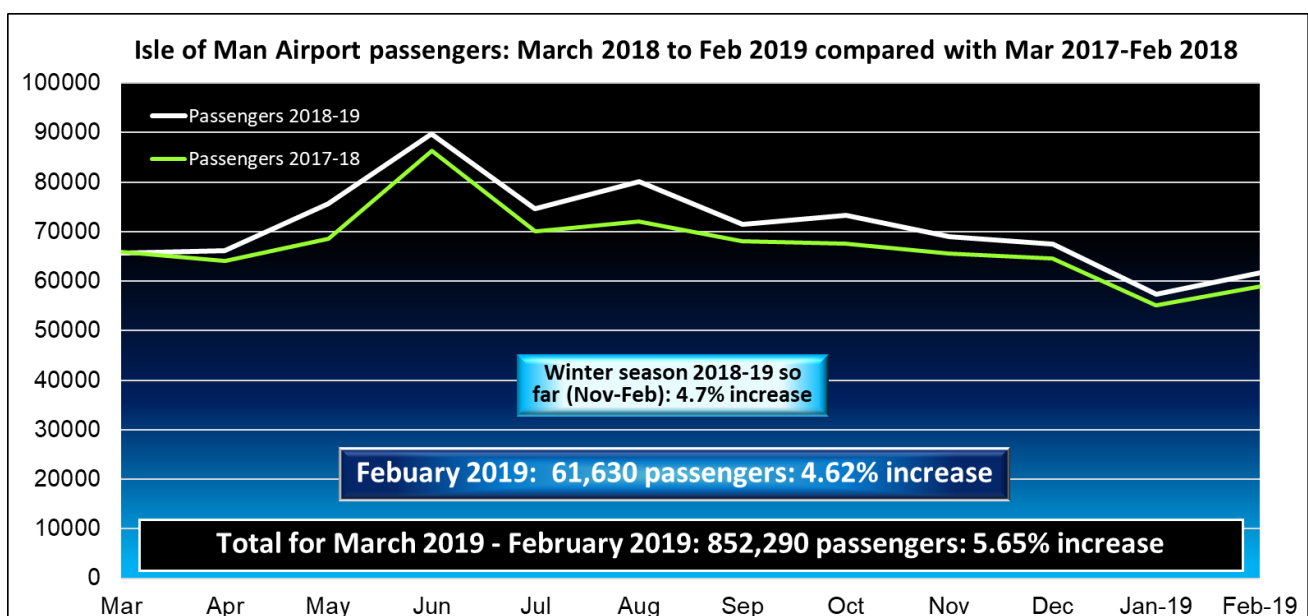
- The North West market recorded an increase of over 5% to 32,086.
- Both airlines contributed to a 6% increase in Liverpool traffic, with easyJet up by 10.6% on the route and Flybe increasing by 1.5%.
- Flybe's Manchester route also saw a solid increase of almost 3.5%.

#### London market




















- London traffic was up by almost 5% due to a strong performance of the Gatwick route which saw an increase of 1,093 passengers or 8.3% and flew on average 83% full.
- BA's London City route suffered a fall in passengers of 5%.

#### Other Markets

- Flybe's Birmingham service, decreased by 1.6% in February
- The Aer Lingus/Stobart Air Dublin service was also down, but by over 14%.
- The easyJet Belfast International route carried 1,617 passengers, whilst their Bristol route carried 1,610 passengers, 15.5% fewer passengers than in February 2018.
- Loganair's Edinburgh route carried just one passenger more than in February 2018!
- Non-scheduled passenger traffic did well in February. Charter traffic doubled and business and executive traffic also almost doubled. Private/club flying was up by 25%.



## Monthly air traffic summary February 2019

Totals this month		2019	2018	Change	% change
Passengers for the month		57,375	55,056	2319	4.21%
Cumulative for the year so far		57,375	55,056	2319	4.21%
Moving annual total		849,570	807,828	41742	5.17%
<b>Passengers route by route</b>					
Route	Current airline	2019	2018	Change	% change
Belfast City	Eastern 	0	664	-664	-100.0%
Belfast International	easyJet 	1,617	0	1,617	100.0%
Birmingham	Flybe 	2,985	3,034	-49	-1.6%
Bristol	easyJet 	1,610	1,906	-296	-15.5%
Dublin	Aer Lingus 	2,785	3,243	-458	-14.1%
Edinburgh	Loganair 	340	339	1	0.3%
Geneva	Flybe 	495	518	-23	-4.4%
Glasgow	Eastern 	0	200	-200	-100.0%
Liverpool	Flybe 	9,528	9,391	137	1.5%
Liverpool	easyJet 	10,280	9,294	986	10.6%
Liverpool	<b>TOTAL</b> both airlines	19,808	18,685	1,123	6.0%
London City	BA CityFlyer 	4,344	4,574	-230	-5.0%
London Gatwick	easyJet 	14,302	13,209	1,093	8.3%
Manchester	Flybe 	12,425	12,007	418	3.5%
Non-scheduled	Others	919	531	388	73.1%
<b>Passengers by airline</b>					
Airline	Jan 2018 share	2019	2018	Change	% change
Aer Lingus 	4.9%	2,785	3,243	-458	-14.1%
BA CityFlyer 	7.6%	4,344	4,574	-230	-5.0%
Eastern 	0.0%	0	864	-864	-100.0%
easyJet 	48.5%	27,809	24,409	3,400	13.9%
Flybe 	44.3%	25,433	24,950	483	1.9%
Loganair 	0.6%	340	339	1	0.3%
Others	1.6%	919	531	388	73.1%
<b>Air Freight</b>					
		2019	2018	Change	% change
General Cargo flown (tonnes)		7	11	-4	-36.4%
Mail flown (tonnes)		160	164	-4	-2.4%
<b>Aircraft Movements</b>					
		2019	2018	Change	% change
Scheduled aircraft movements		1,005	1,020	-15	-1.5%
Charter aircraft movements		120	133	-13	-9.8%
Other aircraft movements		453	507	-54	-10.7%
<b>TOTAL AIRCRAFT MOVEMENTS</b>		<b>1,578</b>	<b>1,660</b>	<b>-82</b>	<b>-4.9%</b>

Ann Reynolds, Director of Ports  
March 2019