

## Isle of Man Airport Monthly Air Traffic Summary

### January 2019

**After a record-breaking year in 2018, 2019 has begun in the same light, with a record-breaking January, when over 57,000 passengers used the airport. In summary:**

#### Overall:

- 57,375 passengers passed through IOM Airport in January 2019, an increase of 2,319 passengers or 4.21%. Whilst a small increase had been predicted, this was about 3.2% ahead of the forecast traffic level for January.
- The increase was almost entirely due to the performance of traffic between the Island and North West England, and, in particular, to and from Liverpool.
- The rolling twelve months figure rose to 849,251 up year-on-year by over 41,700 or 5.17%.
- Aircraft movements increased by 4.08%, but scheduled service movements were slightly down - by 4.45%. A 70% surge in private/club flying accounted for most of the increase.

#### North West market

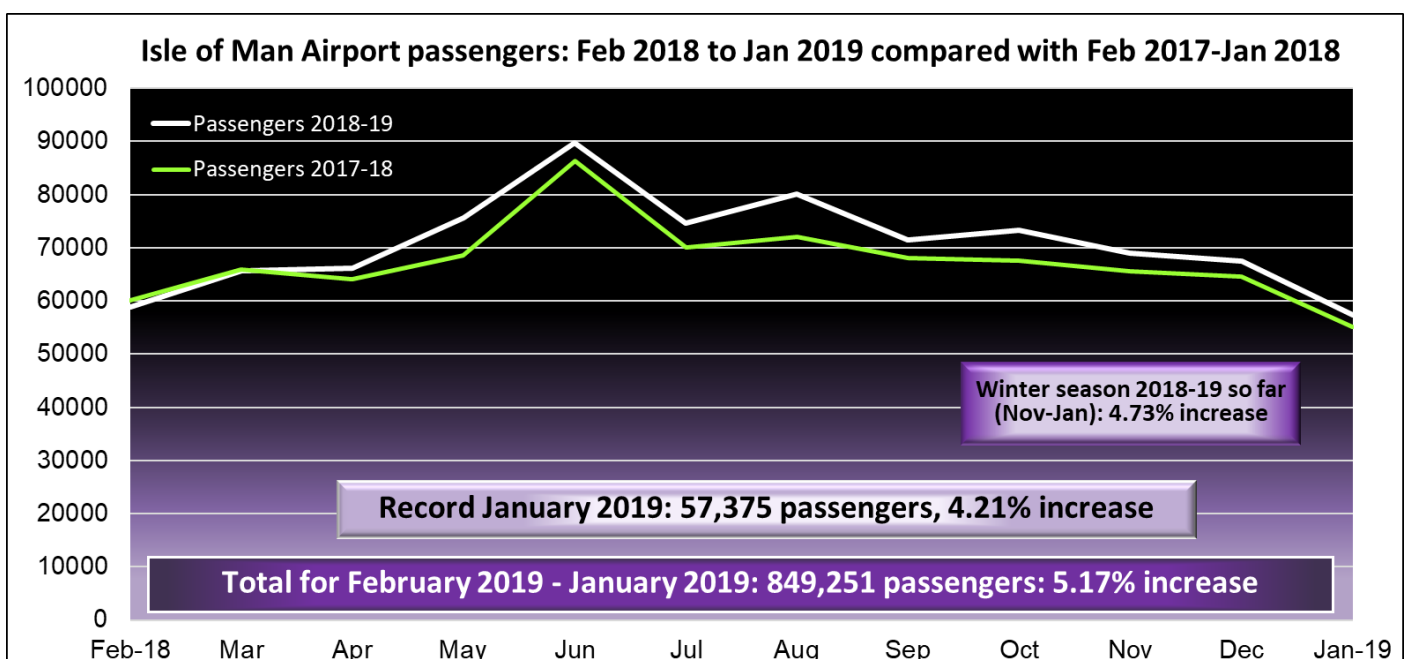
- The North West market recorded an increase of over 8% to 32,086. To illustrate the growth in NW traffic in recent years, this figure is higher than achieved in any of the peak months in 2012.
- Both airlines contributed to a good Liverpool route performance – up by 12.7% with Flybe increasing by over 7% and easyJet by almost 20% on the route.
- Flybe's Manchester route also saw an increase of almost 2%.

#### London market

- London traffic was down - by just 1.83%. Gatwick saw an decrease of 295 passengers or 2.5% with a decreased frequency, and BA's London City was up by a magnificent 2 passengers!




















#### Other Markets

- Flybe's Birmingham service, decreased by 5.4% in January with fewer flights, and the Aer Lingus/Stobart Air Dublin service was also down by almost 10%.
- The easyJet Belfast International route carried 1,261 passengers, whilst their Bristol route carried 16.2% more passengers than in January 2018.
- Loganair's twice-weekly route to Edinburgh carried 321 passengers – a 29% increase.
- Charter traffic was down by 53%, and private/club traffic generated an increase of 43%.



# Monthly air traffic summary

## January 2019

Totals this month		2019	2018	Change	% change
Passengers for the month		57,375	55,056	2319	4.21%
Cumulative for the year so far		57,375	55,056	2319	4.21%
Moving annual total		849,570	807,828	41742	5.17%
Passengers route by route					
Route	Current airline	2019	2018	Change	% change
Belfast City	Eastern 	0	608	-608	-100.0%
Belfast International	easyJet 	1,261	0	1,261	100.0%
Birmingham	Flybe 	2,782	2,940	-158	-5.4%
Bristol	easyJet 	1,469	1,264	205	16.2%
Dublin	Aer Lingus 	2,762	3,050	-288	-9.4%
Edinburgh	Loganair 	321	248	73	29.4%
Geneva	Flybe 	467	499	-32	-6.4%
Glasgow	Eastern 	0	186	-186	-100.0%
Liverpool	Flybe 	10,188	9,512	676	7.1%
Liverpool	easyJet 	9,227	7,717	1,510	19.6%
Liverpool	<b>TOTAL</b> both airlines	19,415	17,229	2,186	12.7%
London City	BA CityFlyer 	4,357	4,355	2	0.0%
London Gatwick	easyJet 	11,327	11,622	-295	-2.5%
Manchester	Flybe 	12,671	12,446	225	1.8%
Non-scheduled	Others	543	609	-66	-10.8%
Passengers by airline					
Airline	Jan 2018 share	2019	2018	Change	% change
Aer Lingus 	4.8%	2,762	3,050	-288	-9.4%
BA CityFlyer 	7.6%	4,357	4,355	2	0.0%
Eastern 	0.0%	0	794	-794	-100.0%
easyJet 	40.6%	23,284	20,603	2,681	13.0%
Flybe 	45.5%	26,108	25,397	711	2.8%
Loganair 	0.6%	321	248	73	29.4%
Others	0.9%	543	609	-66	-10.8%
Air Freight					
		2019	2018	Change	% change
General Cargo flown (tonnes)		16	18	-2	-11.1%
Mail flown (tonnes)		175	183	-8	-4.4%
Aircraft Movements					
		2019	2018	Change	% change
Scheduled aircraft movements		1,052	1,101	-49	-4.5%
Charter aircraft movements		140	146	-6	-4.1%
Other aircraft movements		492	371	121	32.6%
<b>TOTAL AIRCRAFT MOVEMENTS</b>		<b>1,684</b>	<b>1,618</b>	<b>66</b>	<b>4.1%</b>

Ann Reynolds, Director of Ports  
February 2019