Waste Disposal Licence No:WDL/06/2003/V4

Operator: SITA Waste (Isle of Man) Limited

Installation: Isle of Man Energy from Waste Plant

Form Reference Number: S3/A/2 Ammonia

Reporting of Continuously Monitored Emissions to Air from release point A2 for Ammonia for the month of June 2016

Daily and Half Hourly Average Monitoring Data

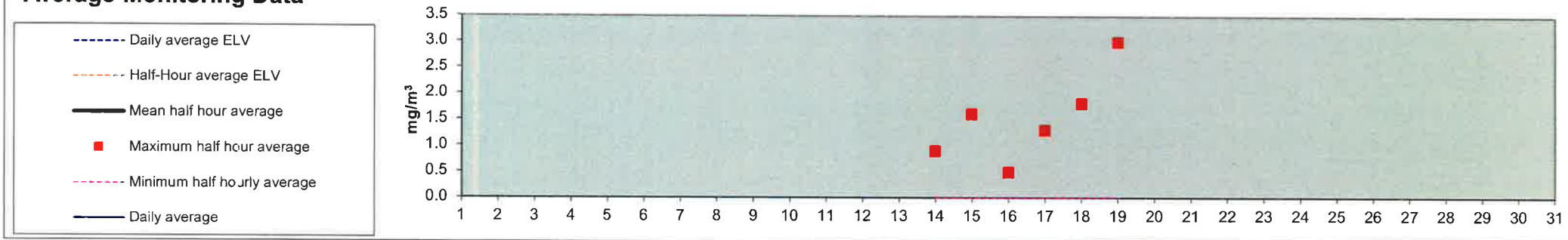

	Monthly summary		Date	1	2	3	4	5	6	7	8	9	10	11	12	13	14	15	16	17	18	19	20	21	22	23	24	25	26	27	28	29	30	31
			Half-Hour average ELV																															
Half-hourly average	Monthly maximum	3.0	Maximum half hour average														0.9	1.6	0.5	1.3	1.8	3.0												
	Monthly mean		Mean half hour average																															
	Monthly minimum	0.0	Minimum half hourly average														0.0	0.0	0.0	0.0	0.0	0.0												
	Total invalid results	0	No. of invalid results																															
	Sum of exceedances	0	No. of exceedances of ELV																															
Daily average			Daily average ELV																															
	Monthly maximum	0.3	Daily average																	0.3														
	No. of invalid days	0	Value valid?																															
	Sum of exceedances	0	Value exceeds ELV (Y/N)																															

Signed.....RWeam..... Date.....8/7/16.....
(authorised to sign as representative of SITA Isle of Man Limited)

Waste Disposal Licence No: WDL/06/2003/V4

Operator: SITA Waste (Isle of Man) Limited

Installation: Isle of Man Energy from Waste Plant

Form Reference Number: S3/A/2 Particulates

Reporting of Continuously Monitored Emissions to Air from release point A2 for Particulates for the month of June 2016

Daily and Half Hourly Average Monitoring Data

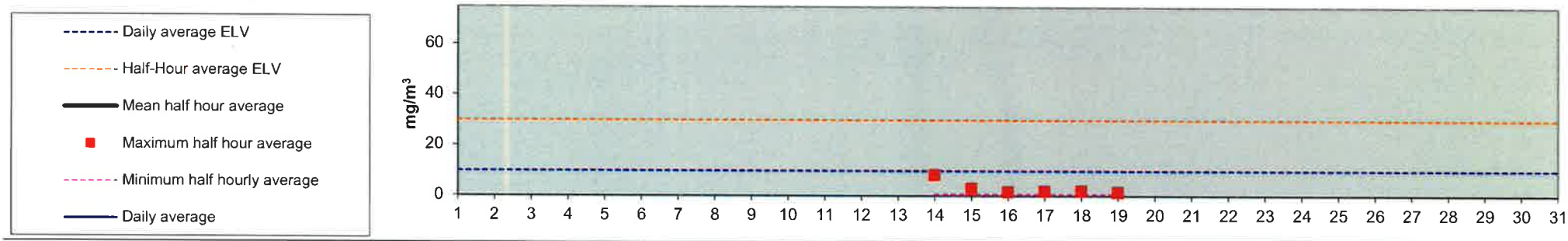

	Monthly summary		Date	1	2	3	4	5	6	7	8	9	10	11	12	13	14	15	16	17	18	19	20	21	22	23	24	25	26	27	28	29	30	31
			Half-Hour average ELV	30	30	30	30	30	30	30	30	30	30	30	30	30	30	30	30	30	30	30	30	30	30	30	30	30	30	30	30	30	30	30
Half-hourly average	Monthly maximum	8.3	Maximum half hour average														8.3	2.9	1.5	1.8	2.0	1.5												
	Monthly mean		Mean half hour average																															
	Monthly minimum	0.6	Minimum half hourly average														0.6	0.6	0.6	0.6	0.6	0.6												
	Total invalid results	0	No. of invalid results																															
	Sum of exceedances	0	No. of exceedances of ELV																															
			Daily average ELV	10	10	10	10	10	10	10	10	10	10	10	10	10	10	10	10	10	10	10	10	10	10	10	10	10	10	10	10	10	10	10
Daily average	Monthly maximum	0.9	Daily average																	0.9														
	No. of invalid days	0	Value valid?																	Y														
	Sum of exceedances	0	Value exceeds ELV (Y/N)																	N														

Signed.....R Weiss..... Date...8/7/16.....
(authorised to sign as representative of SITA Isle of Man Limited)

Waste Disposal Licence No: WDL/06/2003/V4

Operator: SITA Waste (Isle of Man) Limited

Installation:Isle of Man Energy from Waste Plant

Form Reference Number: S3/A/2 Volatile Organic Compounds (VOC)

Reporting of Continuously Monitored Emissions to Air from release point A2 for VOC for the month of June 2016

Daily and Half Hourly Average Monitoring Data

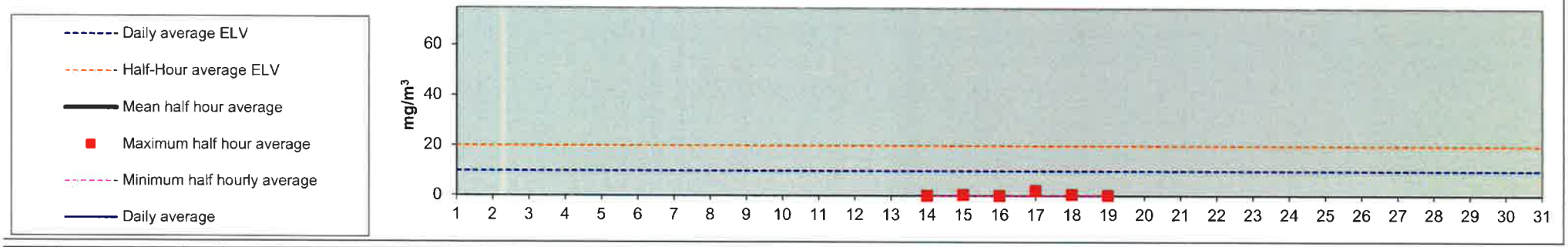

	Monthly summary		Date	1	2	3	4	5	6	7	8	9	10	11	12	13	14	15	16	17	18	19	20	21	22	23	24	25	26	27	28	29	30	31
			Half-Hour average ELV	20	20	20	20	20	20	20	20	20	20	20	20	20	20	20	20	20	20	20	20	20	20	20	20	20	20	20	20	20	20	20
Half-hourly average	Monthly maximum	2.1	Maximum half hour average														0.0	0.4	0.0	2.1	0.5	0.2												
	Monthly mean		Mean half hour average																															
	Monthly minimum	0.0	Minimum half hourly average														0.0	0.0	0.0	0.0	0.1	0.1												
	Total invalid results	0	No. of invalid results																															
	Sum of exceedances	0	No. of exceedances of ELV																															
			Daily average ELV	10	10	10	10	10	10	10	10	10	10	10	10	10	10	10	10	10	10	10	10	10	10	10	10	10	10	10	10	10	10	10
Daily average	Monthly maximum	0.2	Daily average																	0.2														
	No. of invalid days	0	Value valid?																	Y														
	Sum of exceedances	0	Value exceeds ELV (Y/N)																	N														

Signed.....R Veiner..... Date...8/7/16.....

(authorised to sign as representative of SITA Isle of Man Limited)

Waste Disposal Licence No: WDL/06/2003/V4

Operator: SITA Waste (Isle of Man) Limited

Installation: Isle of Man Energy from Waste Plant

Form Reference Number: S3/A/2 Oxides of Nitrogen

Reporting of Continuously Monitored Emissions to Air from release point A2 for Oxides of Nitrogen for the month of June 2016

Daily and Half Hourly Average Monitoring Data

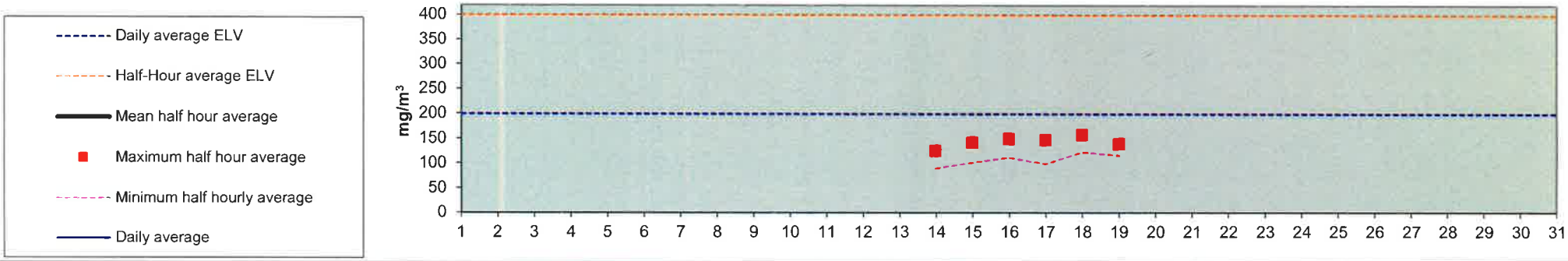

	Monthly summary		Date	1	2	3	4	5	6	7	8	9	10	11	12	13	14	15	16	17	18	19	20	21	22	23	24	25	26	27	28	29	30	31
			Half-Hour average ELV	400	400	400	400	400	400	400	400	400	400	400	400	400	400	400	400	400	400	400	400	400	400	400	400	400	400	400	400	400	400	400
Half-hourly average	Monthly maximum	156.4	Maximum half hour average														125	141	149	146	156	139												
	Monthly mean		Mean half hour average																															
	Monthly minimum	90.8	Minimum half hourly average														90.8	102	112	100	123	116												
	Total invalid results	0	No. of invalid results	0	0	0	0	0	0	0	0	0	0	0	0	0	0	0	0	0	0	0	0	0	0	0	0	0	0	0	0	0	0	0
	Sum of exceedances	0	No. of exceedances of ELV	0	0	0	0	0	0	0	0	0	0	0	0	0	0	0	0	0	0	0	0	0	0	0	0	0	0	0	0	0	0	0
Daily average			Daily average ELV	200	200	200	200	200	200	200	200	200	200	200	200	200	200	200	200	200	200	200	200	200	200	200	200	200	200	200	200	200	200	200
	Monthly maximum	128.0	Daily average																	128														
	No. of invalid days	0	Value valid?																	Y														
	Sum of exceedances	0	Value exceeds ELV (Y/N)																	N														

Signed.....RLWeiner..... Date.....8/7/16.....
(authorised to sign as representative of SITA Isle of Man Limited)

Waste Disposal Licence No:WDL/06/2003/V4

Operator: SITA Waste (Isle of Man) Limited

Installation: Isle of Man Energy from Waste Plant

Form Reference Number: S3/A/2 Carbon Monoxide

Reporting of Continuously Monitored Emissions to Air from release point A2 for Carbon Monoxide for the month of June 2016

Daily and Ten Minute Average Monitoring Data

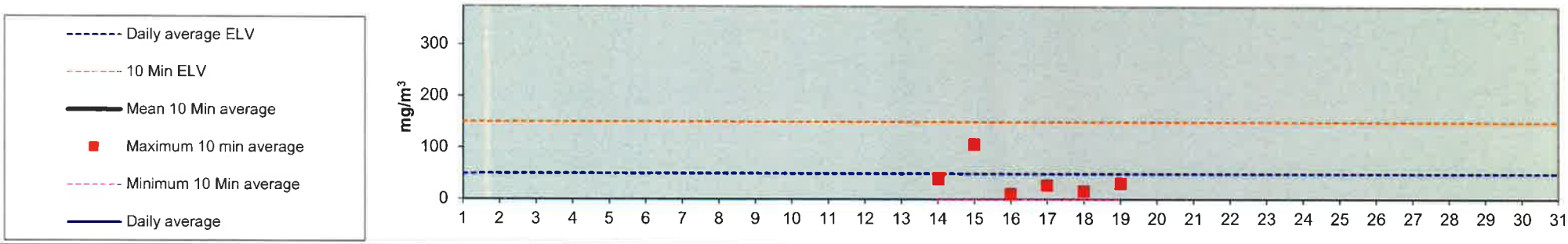

	Monthly summary		Date	1	2	3	4	5	6	7	8	9	10	11	12	13	14	15	16	17	18	19	20	21	22	23	24	25	26	27	28	29	30	31
			10 Min ELV	150	150	150	150	150	150	150	150	150	150	150	150	150	150	150	150	150	150	150	150	150	150	150	150	150	150	150	150	150	150	150
Ten Minute average	Monthly maximum	105.2	Maximum 10 min average														39.8	105.2	10.2	26.9	15.2	30.8												
	Monthly mean		Mean 10 Min average																															
	Monthly minimum	0.0	Minimum 10 Min average														0.0	0.0	0.0	0.2	0.0	0.0												
	Total invalid results	0	No. of invalid results	0	0	0	0	0	0	0	0	0	0	0	0	0	0	0	0	0	0	0	0	0	0	0	0	0	0	0	0	0	0	0
	Sum of exceedances	0	No. of exceedances of ELV	0	0	0	0	0	0	0	0	0	0	0	0	0	0	0	0	0	0	0	0	0	0	0	0	0	0	0	0	0	0	0
Daily average			Daily average ELV	50	50	50	50	50	50	50	50	50	50	50	50	50	50	50	50	50	50	50	50	50	50	50	50	50	50	50	50	50	50	50
	Monthly maximum	3.0	Daily average																	3.0														
	No. of invalid days	0	Value valid?																	Y														
	Sum of exceedances	0	Value exceeds ELV (Y/N)																	N														

Signed.....RWilliams..... Date.....8/7/16.....
(authorised to sign as representative of SITA Isle of Man Limited)

Waste Disposal Licence No:WDL/06/2003/V4

Operator: SITA Waste (Isle of Man) Limited

Installation: Isle of Man Energy from Waste Plant

Form Reference Number: S3/A/2 Sulphur Dioxide

Reporting of Continuously Monitored Emissions to Air from release point A2 for Sulphur Dioxide for the month of June 2016

Daily and Half Hourly Average Monitoring Data

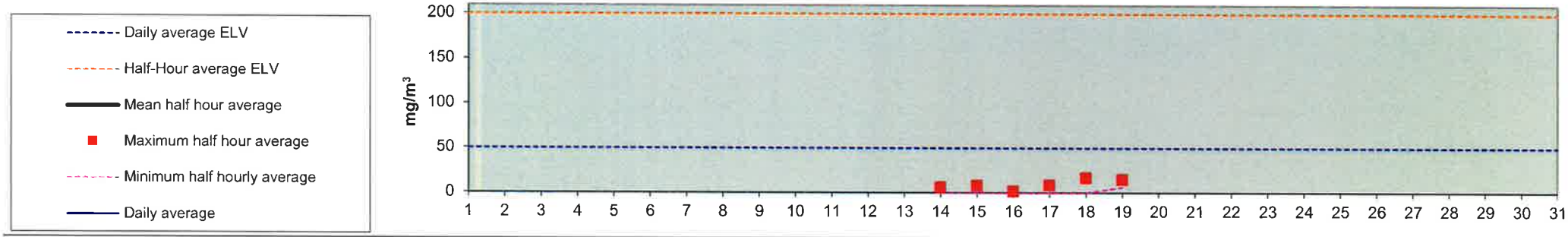

	Monthly summary		Date	1	2	3	4	5	6	7	8	9	10	11	12	13	14	15	16	17	18	19	20	21	22	23	24	25	26	27	28	29	30	31
			Half-Hour average ELV	200	200	200	200	200	200	200	200	200	200	200	200	200	200	200	200	200	200	200	200	200	200	200	200	200	200	200	200	200	200	200
Half-hourly average	Monthly maximum	16.6	Maximum half hour average														6.1	7.8	1.7	8.4	16.6	14.6												
	Monthly mean		Mean half hour average																															
	Monthly minimum	0.0	Minimum half hourly average														0.0	0.0	0.0	0.0	0.0	5.9												
	Total invalid results	0	No. of invalid results	0	0	0	0	0	0	0	0	0	0	0	0	0	0	0	0	0	0	0	0	0	0	0	0	0	0	0	0	0	0	0
	Sum of exceedances	0	No. of exceedances of ELV	0	0	0	0	0	0	0	0	0	0	0	0	0	0	0	0	0	0	0	0	0	0	0	0	0	0	0	0	0	0	0
Daily average			Daily average ELV	50	50	50	50	50	50	50	50	50	50	50	50	50	50	50	50	50	50	50	50	50	50	50	50	50	50	50	50	50	50	50
	Monthly maximum	2.4	Daily average																	2.4														
	No. of invalid days	0	Value valid?																	Y														
	Sum of exceedances	0	Value exceeds ELV (Y/N)																	N														

Signed....R Weir..... Date....8/7/16.....
(authorised to sign as representative of SITA Isle of Man Limited)

Waste Disposal Licence No:WDL/06/2003/V4

Operator: SITA Waste (Isle of Man) Limited

Installation: Isle of Man Energy from Waste Plant

Form Reference Number: S3/A/2 Sulphur Dioxide

Reporting of Continuously Monitored Emissions to Air from release point A2 for Sulphur Dioxide for the month of June 2016

Daily and Half Hourly Average Monitoring Data

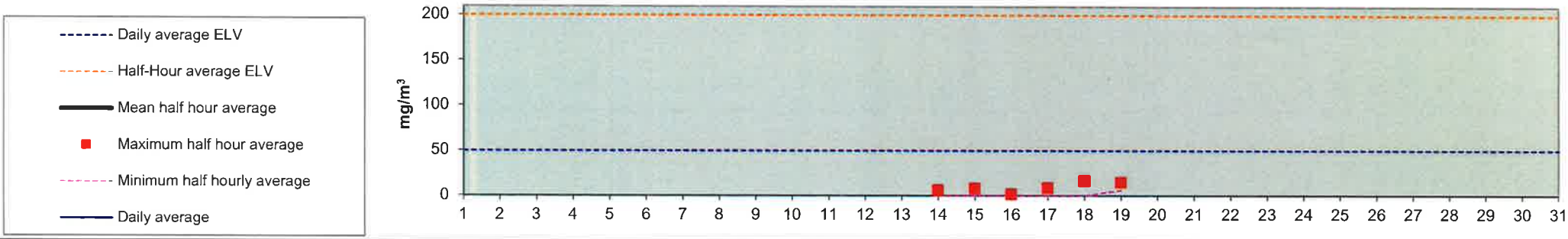

	Monthly summary		Date	1	2	3	4	5	6	7	8	9	10	11	12	13	14	15	16	17	18	19	20	21	22	23	24	25	26	27	28	29	30	31
			Half-Hour average ELV	200	200	200	200	200	200	200	200	200	200	200	200	200	200	200	200	200	200	200	200	200	200	200	200	200	200	200	200	200	200	200
Half-hourly average	Monthly maximum	16.6	Maximum half hour average														6.1	7.8	1.7	8.4	16.6	14.6												
	Monthly mean		Mean half hour average																															
	Monthly minimum	0.0	Minimum half hourly average														0.0	0.0	0.0	0.0	0.0	5.9												
	Total invalid results	0	No. of invalid results	0	0	0	0	0	0	0	0	0	0	0	0	0	0	0	0	0	0	0	0	0	0	0	0	0	0	0	0	0	0	0
	Sum of exceedances	0	No. of exceedances of ELV	0	0	0	0	0	0	0	0	0	0	0	0	0	0	0	0	0	0	0	0	0	0	0	0	0	0	0	0	0	0	0
Daily average			Daily average ELV	50	50	50	50	50	50	50	50	50	50	50	50	50	50	50	50	50	50	50	50	50	50	50	50	50	50	50	50	50	50	50
	Monthly maximum	2.4	Daily average																	2.4														
	No. of invalid days	0	Value valid?																	Y														
	Sum of exceedances	0	Value exceeds ELV (Y/N)																	N														

Signed.....RWeiner..... Date.....8/7/16.....
(authorised to sign as representative of SITA Isle of Man Limited)

Waste Disposal Licence No: WDL/06/2003/V4

Operator: SITA Waste (Isle of Man) Limited

Installation: Isle of Man Energy from Waste Plant

Form Reference Number: S3/A/2 Hydrogen Chloride

Reporting of Continuously Monitored Emissions to Air from release point A2 for Hydrogen Chloride for the month of June 2016

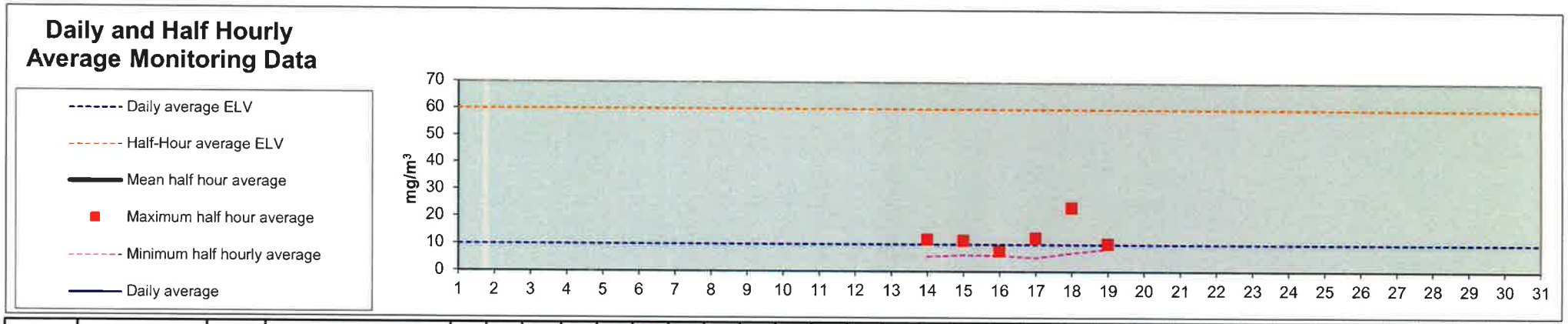

	Monthly summary		Date	1	2	3	4	5	6	7	8	9	10	11	12	13	14	15	16	17	18	19	20	21	22	23	24	25	26	27	28	29	30	31
			Half-Hour average ELV	60	60	60	60	60	60	60	60	60	60	60	60	60	60	60	60	60	60	60	60	60	60	60	60	60	60	60	60	60	60	60
Half-hourly average	Monthly maximum	23.4	Maximum half hour average														11.7	11.3	7.5	12.3	23.4	10.1												
	Monthly mean		Mean half hour average																															
	Monthly minimum	5.1	Minimum half hourly average														5.5	6.0	5.9	5.1	6.8	8.3												
	Total invalid results	0	No. of invalid results	0	0	0	0	0	0	0	0	0	0	0	0	0	0	0	0	0	0	0	0	0	0	0	0	0	0	0	0	0	0	0
	Sum of exceedances	0	No. of exceedances of ELV	0	0	0	0	0	0	0	0	0	0	0	0	0	0	0	0	0	0	0	0	0	0	0	0	0	0	0	0	0	0	0
Daily average			Daily average ELV	10	10	10	10	10	10	10	10	10	10	10	10	10	10	10	10	10	10	10	10	10	10	10	10	10	10	10	10	10	10	10
	Monthly maximum	7.7	Daily average																	7.7														
	No. of invalid days	0	Value valid?																	Y														
	Sum of exceedances	0	Value exceeds ELV (Y/N)																	N														

Signed.....R Weeau..... Date...8/7/16.....
(authorised to sign as representative of SITA Isle of Man Limited)