

NOTES

1. Standard detail information is for GUIDANCE ONLY; site specific criteria should be taken into account prior to detailed design.
2. Where existing show of kerb is greater than 125mm, bus transition kerb to be cut to suit.
3. Where existing show of kerb is less than 125mm, transition ramp to be extended to achieve a continued 1:20 gradient. Material type to be agreed with DoI Project Supervisor.

B	180mm show kerb added	July20	DS	PB
A	Detail finalised	Apr17	SD	KP
Ref.	Revision	Date	By	Chk.

AMENDMENTS

Status	Information			
--------	--------------------	--	--	--



Highway Services - Design
 Ellerslie Depot
 Crosby
 Isle of Man
 IM4 2HA



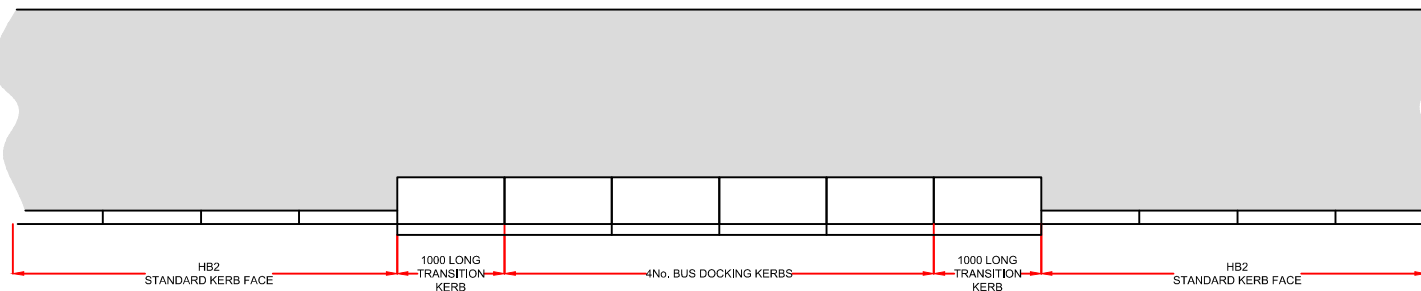
Telephone: (01624) 686681

Client: _____

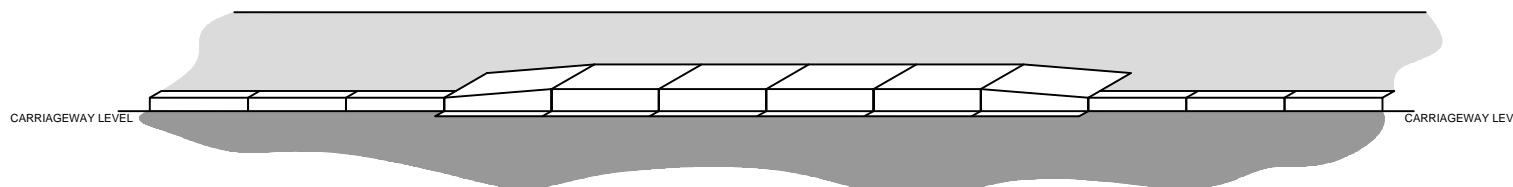
Job Title	Standard Construction Detail
-----------	-------------------------------------

Drawing Title	Typical Bus Docking Detail
---------------	-----------------------------------

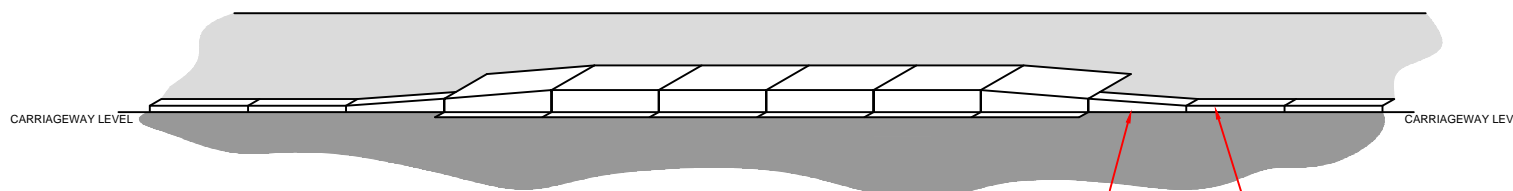
Drawn By	S.D.	Date	April 2017
Checked By	K.P.	Scale	Not to Scale
Job Ref	Drawing No	Rev.	
	SD/017	B	



PLATFORM PLAN

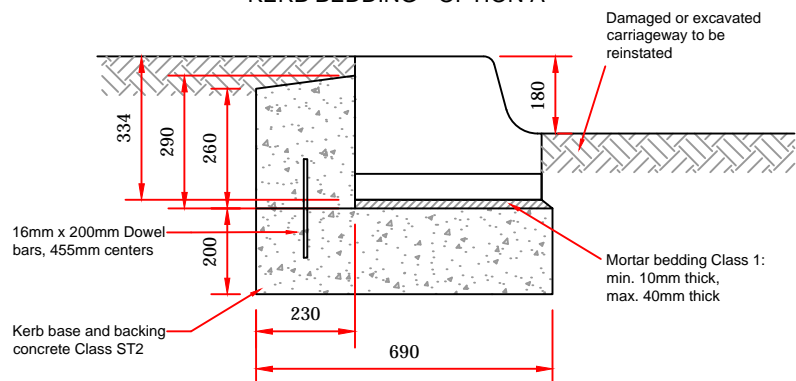


PLATFORM ELEVATION
(Existing show 125mm)



PLATFORM ELEVATION
(Existing show <125mm)

KERB BEDDING - OPTION A



KERB BEDDING - OPTION B

