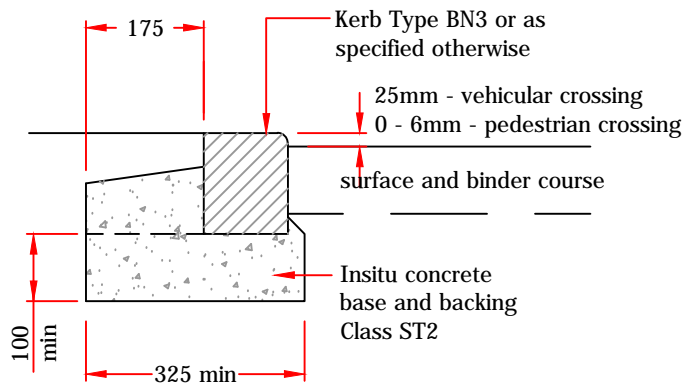
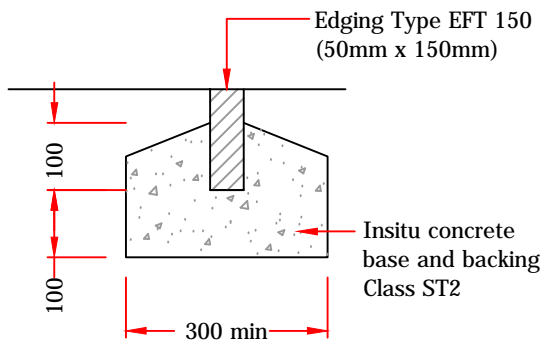


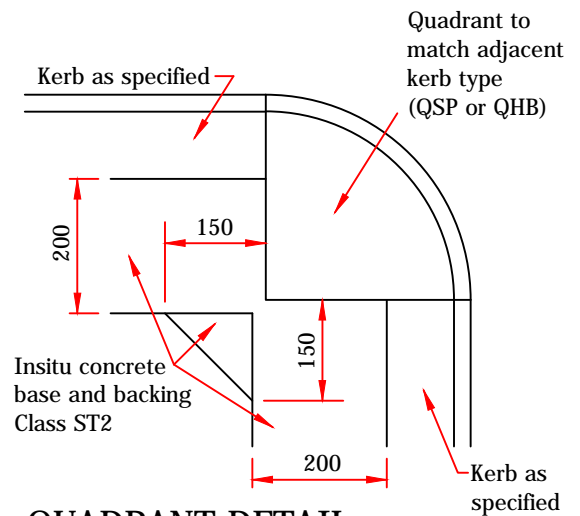
**KERBING DETAIL:
FULL HEIGHT KERBS**



**KERBING DETAIL:
DROPPED KERBS**



EDGING DETAIL



QUADRANT DETAIL

NOTES:-

1. Standard detail information is for GUIDANCE ONLY; site specific criteria should be taken into account prior to detailed design;
2. Kerb base to sit directly on sub-base. Minimum thickness of sub-base to be 150mm;
3. Kerbs to be backed while the the kerb base remains plastic (max. 6hrs after batching);
4. Mortar to comply with S.H.W. Clause 2404 designation (i);
5. Quadrants to be specified by type, section radius and depth (eg QHB 305/255);
6. For kerblines radii not exceeding 12m, appropriate curved units to be used;
7. For kerblines radii between 12m and 20m, 610mm long straight kerbs to be used;
8. Bond coat to Clause 920 shall be applied to the carriageway surface in accordance with BS 434: Part 2 prior to the laying of extruded asphalt kerbing.

A	Detail finalised	Apr17	SD	KP
Ref	Revision	Date	By	Chk

Job Title	Standard Construction Detail		Drawn By	S.D.
Drawing Title	Kerbing Details		Date	April 2017
Job Ref.	Drawing No.	Rev.	Checked By	K.P.
	SD/005	A	Scale	Not to Scale

Information

Highway Services - Design
 Ellerslie Depot
 Crosby
 Isle of Man
 IM4 2HA
 Telephone: (01624) 686681

Client: