

Postal Voting guidance

By-Election to Port St Mary Commissioners

You will be sent a postal voting pack because you asked to vote by post at this election. This means that you **cannot** vote in a polling station at this election. The content of this guidance is provided for general information purposes only. The final date for receipt of completed postal votes is (by 5pm) on 17 April 2024. Postal ballots may be hand delivered at the polling station by 8pm on Election day (18 April 2024).


? If at any time you are not sure what to do, make a mistake, or need help, contact the Deputy Returning Officer for your Local Authority.

i In your pack will be:

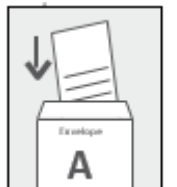
- Your ballot paper
- Your postal voting statement
- Postal Voting Guidance
- Envelope **A**
- Envelope **B**

? What you will need to do when you receive your pack

Mark your vote on the ballot paper.



Put your ballot paper into envelope **A** and seal it.

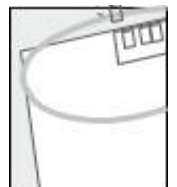


- 3** Complete your postal voting statement with your **date of birth** and your signature.

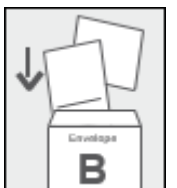
Make sure you fill in your **Date of Birth** and not the date you are signing the statement.

- 4** Put your completed postal voting statement **and** envelope **A**, with your ballot paper inside envelope **B** and seal it.

Post envelope **B**. It is **free** to return your vote by post so you don't need a stamp if you are posting it in the Isle of Man.




! **Make sure you send back your postal voting statement and your ballot paper, or your vote might not be counted.**



Voting at the election

- You can vote for up to **2** candidates
- You vote by putting an X next to the name of the candidates you want to vote for.
- Put an X in the empty box to the right of the name of the person you want to vote for.
- **Remember: You can only vote for 2 candidates**
- When you have finished marking your ballot paper, fold it and put it inside envelope **A**.



Getting help

- You can ask someone you know for help, but they cannot fill in your ballot paper for you.
- They can help you fill in your postal voting statement but you must sign it yourself.
- Your vote is secret. Do not let anyone else see how you have voted.
- If you are not sure what to do, make a mistake, or need help, contact the Deputy Returning Officer.

Checklist

Before you post your vote, make sure you have:

- Put your marked ballot paper into envelope **A**
- Filled in your postal voting statement
- Put envelope **A and** your postal voting statement into envelope **B**



The closing date for the receipt of postal voting applications is:
If the postal ballot paper is to be marked within the Isle of Man

Wednesday 10 April 2024

If the postal ballot paper is to be marked within the British Isles, but outside the Isle of Man

Thursday 04 April 2024

If the postal ballot paper is to be marked overseas (outside the Isle of Man and the British Isles)

Tuesday 26 March 2024

The closing date for receipt of your postal ballot is by 5pm on the 17 April 2024