
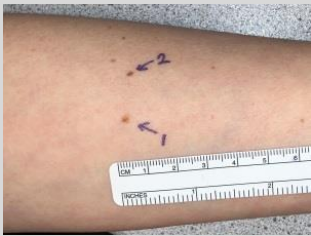



Guidance for GPs to make Tele-dermatology Referrals **(Dermatology & Plastic Surgery)**

Taking clinical photographs for the Skin Service

1. Clearly expose skin
Remove make-up/false tan and ensure hair/clothes not obscuring lesion.
2. Ensure well lit avoid shadows
GP to take a **minimum** of three pictures:-
 - 3.1. From a distance (to identify site on the body)
 - 3.2. Close to the body (for a macro view)
 - 3.3. Close up to the site (for a micro-type view) and / or Dermatoscopic image when Dermatoscopes are made available

Views	1. Site	2. Macro	3. Micro/dermatoscopic
EXAMPLES			
AIM	Enables the clinician to identify locations (eg right or left hand, upper or lower back) and compare it to other lesions.	This standard image can sometimes help the clinician to make a diagnosis.	Much more detailed view so the clinician can see features than might not be visible from standard imaging.
TIPS	Entire limb, head, back or head should be visible. PLEASE DRAW AN ARROW POINTING TO THE LESION Label with a number if more than one lesion.	Lesions centrally located in photograph with a RULER next to it for size. Hold the camera at a distance of approx. 10cm away from the site to allow the camera to focus and then shoot.	Keep the camera held without zoom at a distance of approx. 10cm away from the site until the image focuses, then zoom in to enlarge the image as much as possible as it remains clear, then shoot. *Dermatoscopy photography guides & examples will follow.

Sending the photographs to the Skin Service

- Once all pictures are taken please email these to dermplast@gov.im with **patient initials, NHS number** and also **the urgency** in the subject box eg NH 4567890123 2WW **OR** BB 4680135790 URGENT **OR** YP 4802783048 ROUTINE. In the subject box please indicate **FOR REFERRAL**.
- Please continue to fill out the **Dermatology Routine/Urgent** or **2WW** referral forms on EMIS (all of which have now been updated for Tele-dermatology) and email as usual to routinereferrals.nobles@gov.im or urgentreferrals.nobles@gov.im
- Please do not hesitate to contact the Skin Service by emailing dermplast@gov.im if you have any queries, seek advice only or want to give us any feedback. If you are sending emails (with or without photos) for advice or with a query please indicate **FOR ADVICE** in the email subject box.