

Sanctions and Export Control RSS Feed Guide

To subscribe to an RSS Feed and receive updates that go directly to your emails, you can achieve this using the following two options.

Option 1 - Sign up to an RSS feed reader

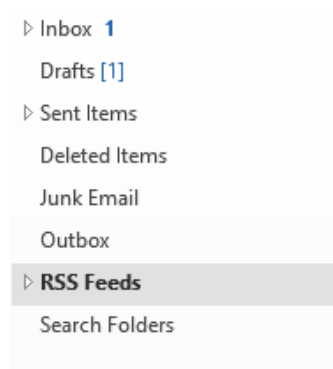
Use your favourite search engine to look for RSS Feed reader, these are usually applications that you can download or sign up to online.

You can then copy and paste our RSS Feed URL <https://gov.im/categories/tax-vat-and-your-money/sanctions-and-export-control/news/RssCategorisedNews> into your reader and subscribe to receive updates by email.

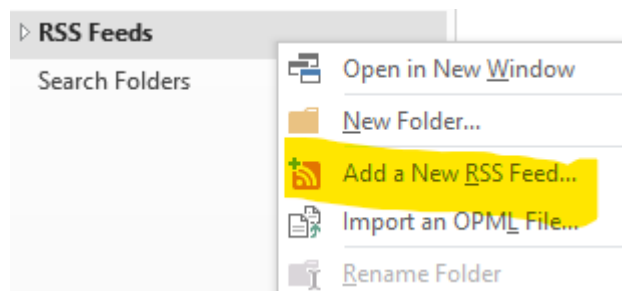
Option 2 - Microsoft Outlook RSS Feeds

If you have a recent version of Microsoft Outlook you can subscribe to new RSS Feeds directly to your email account.

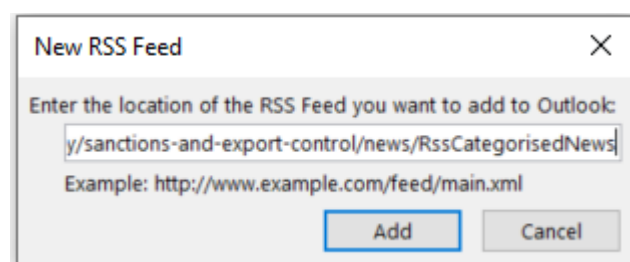
In Outlook, find the RSS Feeds folder, which is usually located below your inbox:



Right Click on the RSS Feeds folder and select "Add a New RSS Feed...":



Copy and paste the URL <https://gov.im/categories/tax-vat-and-your-money/sanctions-and-export-control/news/RssCategorisedNews> and click on "Add":



Contact Us

If you experience any issues with the Sanction and Export Control RSS feed, please don't hesitate contact the Sanctions Team on:

Email: sanctions@gov.im

Telephone: +44 1624 648109