



Vocational Training Assistance Scheme Review 2021: Summary report

This report was created on Wednesday 07 July 2021 at 11:06 and includes **194** responses.

The consultation ran from 17/05/2021 to 25/06/2021.

Contents

What is your name?	2
Name	2
What is your email address?	2
Email	2
Are you responding on behalf of an organisation?	3
organisation yes / no	3
Organisation	3
May we publish your response?	3
Consent publishing	3
Can we contact you for more information?	3
Can we contact you	3
Contact permission - email	3
1. My age:	4
Q1 Radio buttons	4
2. My response to this consultation is in the capacity as:	5
Q2 Radio buttons	5
Q2 Other - specify	6
3. Which sector do you operate in? Note if you are currently not operational/employed, please select the sector where you have most experience/expertise:	7
Q3 Dropdown	7
Q3 Other comment	8
4. Prior to this consultation, how aware were you of the VTAS scheme:	9
Q4 Radio buttons	9
Q4 Free text	9
5. Have you applied for VTAS funding previously?	9
Q5 Radio button	9
6. If you have applied for VTAS funding previously, was your application:	9
Q6 Radio buttons	9
Q6 Not approved comments	9
7. If a previous applicant, how much was the total cost of your training?	10
Q7 Radio buttons	10
8. If a previously supported applicant (answer all that apply):	10
Q8 Matrix - a) Was the training successfully completed?	10
Q8 Matrix - b) Did completion of the training enable progression in your current employment?	10
Q8 Matrix - c) Did completion of the training enable progression in new employment?	11
Q8 Matrix - d) Did completion of the training increase your earnings?	11
Q8 Matrix - e) Do you consider that completion of the training increases your employer's productivity, or allows expansion of 11 products or services?	11
Q8a explain why not completed training	11
9. Which of the following principles behind the scheme are most important to you (select all that apply)?	12
Q9 Checkboxes	12
10. Should the focus of the scheme be for:	12
Q10 Radio buttons	12
11. Should funding be provided for (select all that apply):	13
Q11 Checkboxes	13
Q11 Other	13
12. If funding support was allowed for level 1 entry qualifications, how likely would you be to utilise level 1 funding support (or if an employer, to encourage training at this level):	14
Q12 Radio buttons	14
Q12 Comments	14

13. If funding support was allowed for qualifications of a vocational nature above level 5, how likely would you be to utilise funding support (or if an employer, to encourage training at this level):	14
Q13 Radio buttons	14
Q13 Comments	14
14. Should funding support through the Scheme be provided for (select all that apply):	15
Q14 Radio buttons	15
Q14 Other	15
15. Which type of training are you contemplating doing/supporting, e.g.:	16
Q15 Dropdown	16
Q15 Other	17
16. Should greater financial assistance be provided for sectors or skills considered to be in shortage?	18
Q16 Radio buttons	18
Q16 How should funding work comments/ideas	18
17. What sectors or skills do you consider are/are likely to be in shortage?	18
Q17 Comments	18
18. What financial support should be provided by the scheme?	18
Q18 Radio buttons	18
Q18 Other specification	18
19. Should support provided by the Scheme be capped per annum?	19
Q19 Yes/no	19
Q19 Amount for individual	19
Q19 Amount for employer	19
20. Should any of the following options be considered as part of the scheme (choose all that apply):	19
Q20 Checkboxes	19
Q20 Other specification	19
Q20 Skills wallet how should it work	19
21. How likely are you to seek additional training in the coming year (or if an employer, to encourage training)?	20
Q21 Radio buttons	20
22. If you have selected possible to very likely to the above question, how long would the training last for:	20
Q22 Radio buttons	20
23. How much is the proposed training likely to cost in total?	21
Q23 Radio buttons	21
24. Is the current economic climate (following the Covid pandemic) a factor in whether you will be seeking to study/train or re-skill?	21
Q24 Radio buttons	21
Q24 Comments	22
25. Will your proposed training be:	22
Q25 Radio button	22
26. Do you feel you know enough about the VTAS scheme that is administered by DESC?	22
Q26 Radio buttons	22
Q26 Comment	22
27. Do you feel you know enough about training opportunities in the Isle of Man?	23
Q27 Radio buttons	23
Q27 If no, comments	23
28. Any other comments?	23
Final comments	23

What is your name?

Name

There were **186** responses to this part of the question.

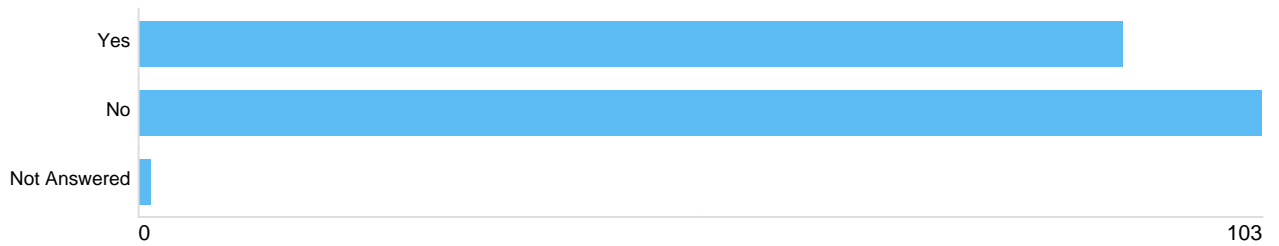
What is your email address?

Email

There were **178** responses to this part of the question.

Are you responding on behalf of an organisation?

organisation yes / no



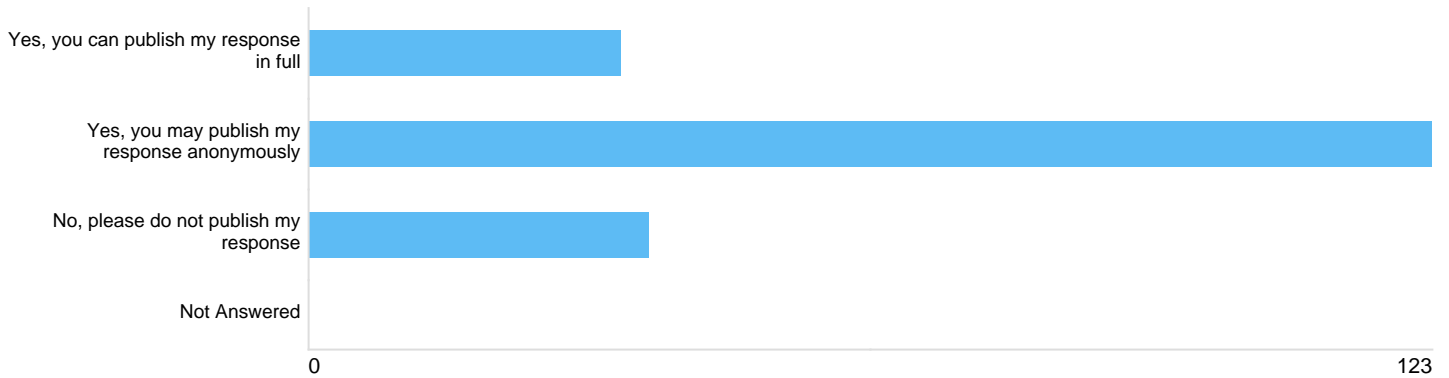
Option	Total	Percent
Yes	90	46.39%
No	103	53.09%
Not Answered	1	0.52%

Organisation

There were **90** responses to this part of the question.

May we publish your response?

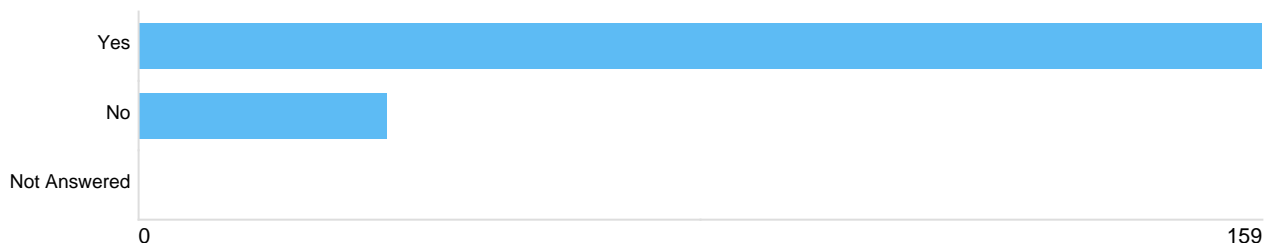
Consent publishing



Option	Total	Percent
Yes, you can publish my response in full	34	17.53%
Yes, you may publish my response anonymously	123	63.40%
No, please do not publish my response	37	19.07%
Not Answered	0	0.00%

Can we contact you for more information?

Can we contact you



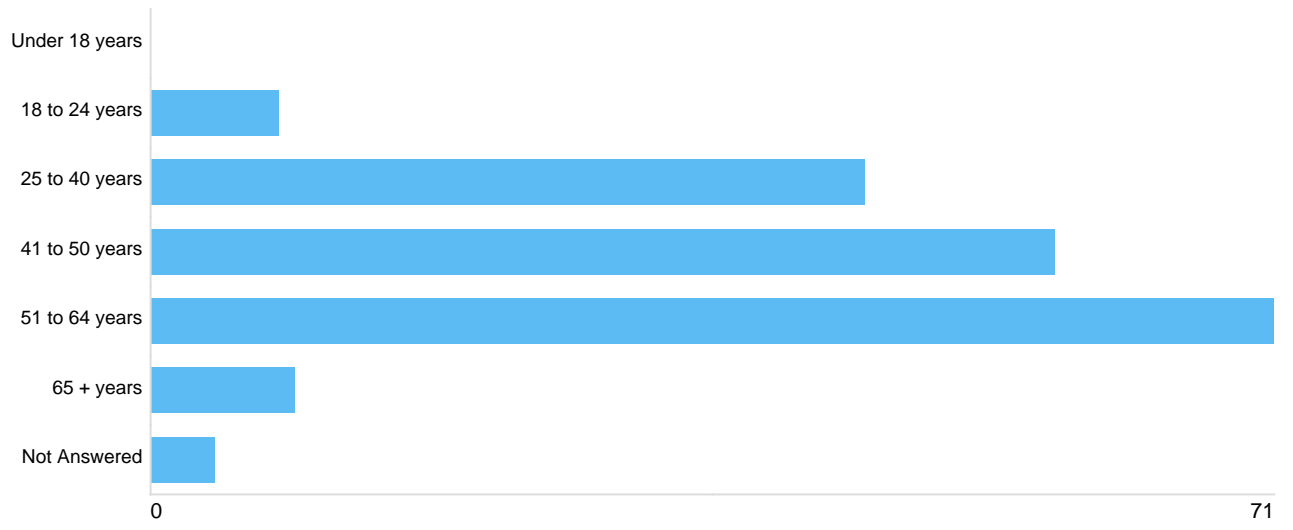
Option	Total	Percent
Yes	159	81.96%
No	35	18.04%
Not Answered	0	0.00%

Contact permission - email

There were **154** responses to this part of the question.

1. My age:

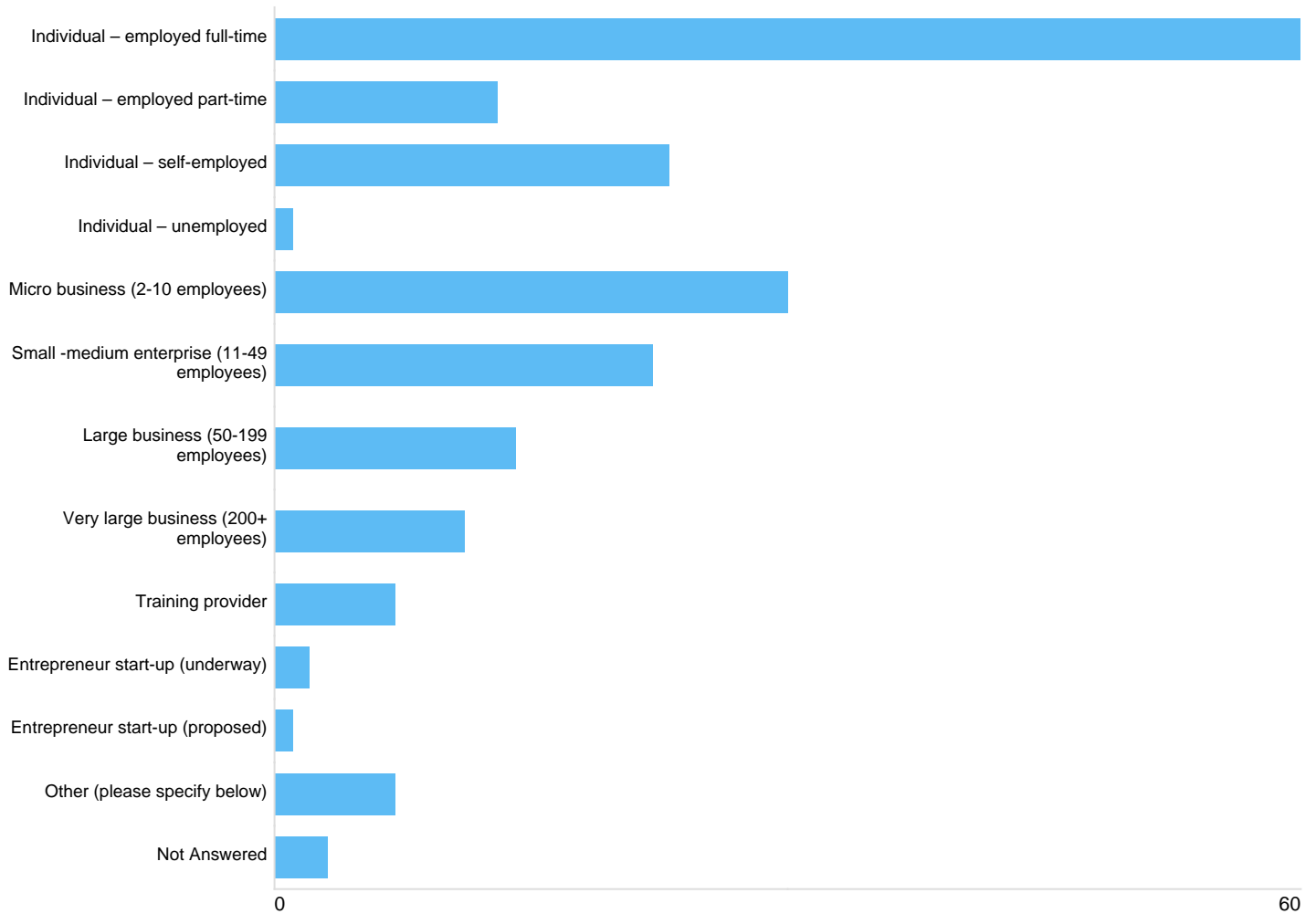
Q1 Radio buttons



Option	Total	Percent
Under 18 years	0	0.00%
18 to 24 years	8	4.12%
25 to 40 years	45	23.20%
41 to 50 years	57	29.38%
51 to 64 years	71	36.60%
65 + years	9	4.64%
Not Answered	4	2.06%

2. My response to this consultation is in the capacity as:

Q2 Radio buttons



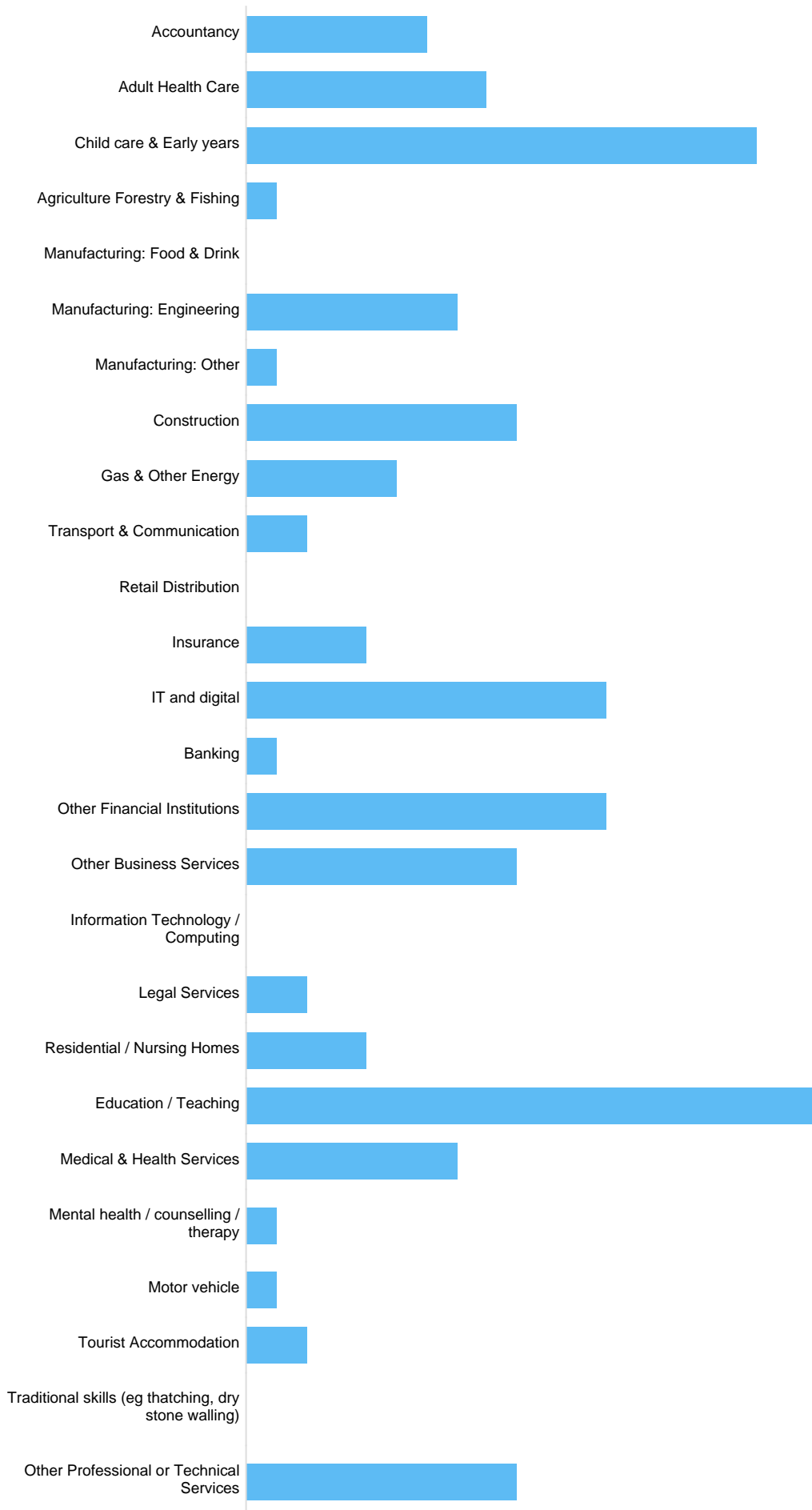
Option	Total	Percent
Individual – employed full-time	60	30.93%
Individual – employed part-time	13	6.70%
Individual – self-employed	23	11.86%
Individual – unemployed	1	0.52%
Micro business (2-10 employees)	30	15.46%
Small -medium enterprise (11-49 employees)	22	11.34%
Large business (50-199 employees)	14	7.22%
Very large business (200+ employees)	11	5.67%
Training provider	7	3.61%
Entrepreneur start-up (underway)	2	1.03%
Entrepreneur start-up (proposed)	1	0.52%
Other (please specify below)	7	3.61%
Not Answered	3	1.55%

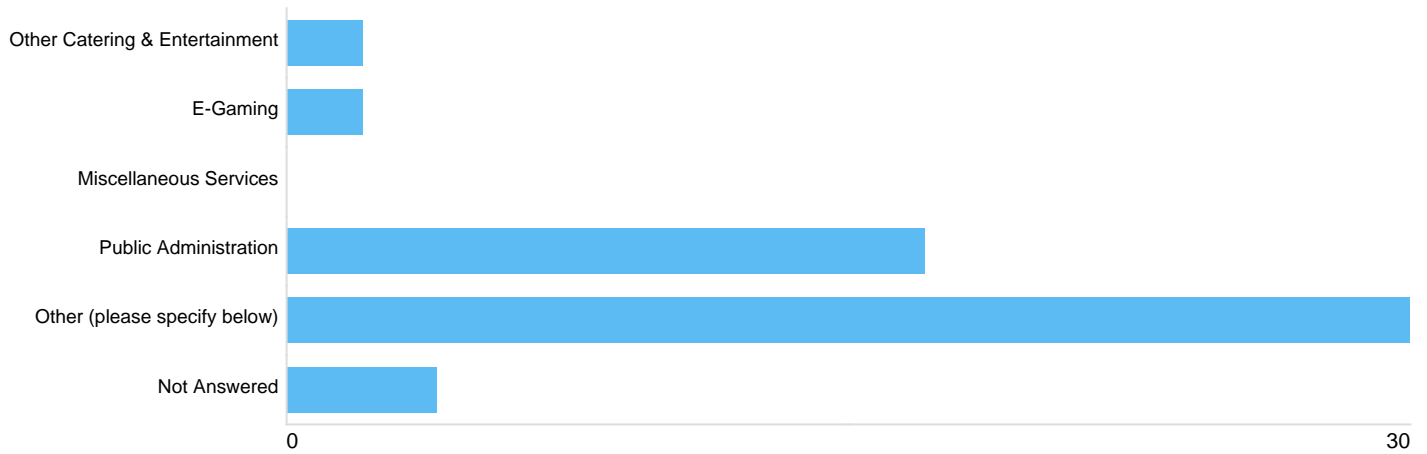
Q2 Oher - specify

There were 11 responses to this part of the question.

3. Which sector do you operate in? Note if you are currently not operational/employed, please select the sector where you have most experience/expertise:

Q3 Dropdown





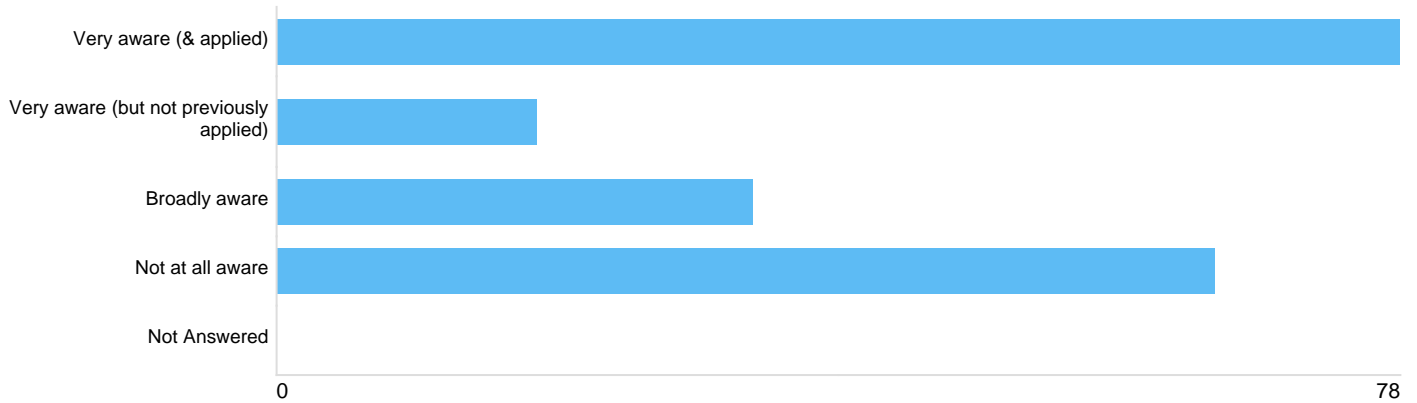
Option	Total	Percent
Accountancy	6	3.09%
Adult Health Care	8	4.12%
Child care & Early years	17	8.76%
Agriculture Forestry & Fishing	1	0.52%
Manufacturing: Food & Drink	0	0.00%
Manufacturing: Engineering	7	3.61%
Manufacturing: Other	1	0.52%
Construction	9	4.64%
Gas & Other Energy	5	2.58%
Transport & Communication	2	1.03%
Retail Distribution	0	0.00%
Insurance	4	2.06%
IT and digital	12	6.19%
Banking	1	0.52%
Other Financial Institutions	12	6.19%
Other Business Services	9	4.64%
Information Technology / Computing	0	0.00%
Legal Services	2	1.03%
Residential / Nursing Homes	4	2.06%
Education / Teaching	19	9.79%
Medical & Health Services	7	3.61%
Mental health / counselling / therapy	1	0.52%
Motor vehicle	1	0.52%
Tourist Accommodation	2	1.03%
Traditional skills (eg thatching, dry stone walling)	0	0.00%
Other Professional or Technical Services	9	4.64%
Other Catering & Entertainment	2	1.03%
E-Gaming	2	1.03%
Miscellaneous Services	0	0.00%
Public Administration	17	8.76%
Other (please specify below)	30	15.46%
Not Answered	4	2.06%

Q3 Other comment

There were **49** responses to this part of the question.

4. Prior to this consultation, how aware were you of the VTAS scheme:

Q4 Radio buttons



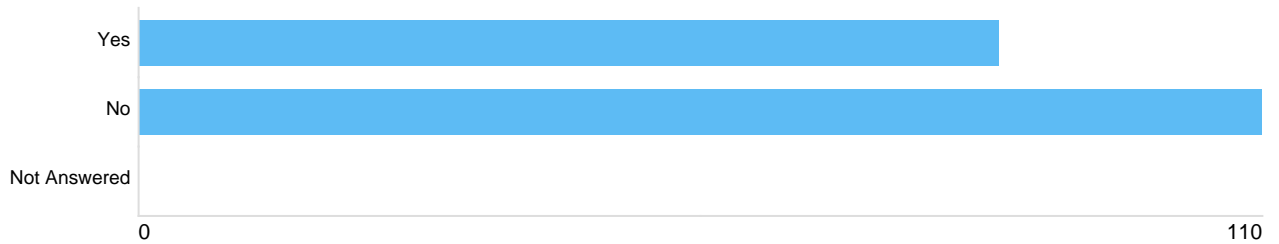
Option	Total	Percent
Very aware (& applied)	78	40.21%
Very aware (but not previously applied)	18	9.28%
Broadly aware	33	17.01%
Not at all aware	65	33.51%
Not Answered	0	0.00%

Q4 Free text

There were 45 responses to this part of the question.

5. Have you applied for VTAS funding previously?

Q5 Radio button



Option	Total	Percent
Yes	84	43.30%
No	110	56.70%
Not Answered	0	0.00%

6. If you have applied for VTAS funding previously, was your application:

Q6 Radio buttons



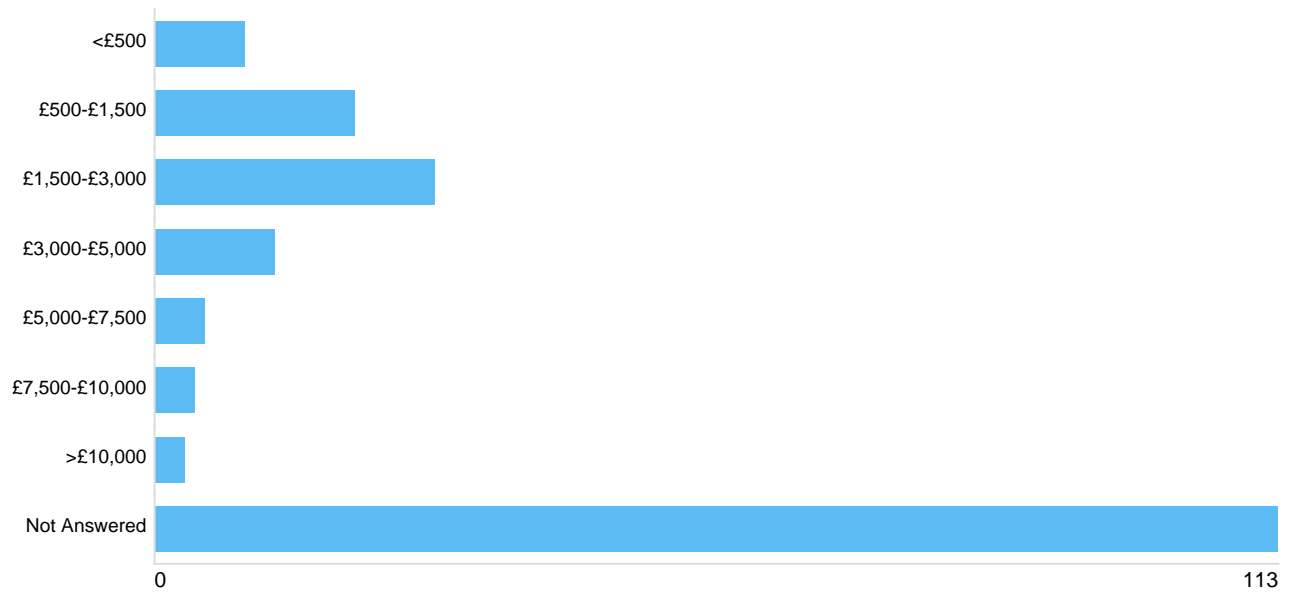
Option	Total	Percent
Approved	75	38.66%
Not approved	9	4.64%
Not Answered	110	56.70%

Q6 Not approved comments

There were 18 responses to this part of the question.

7. If a previous applicant, how much was the total cost of your training?

Q7 Radio buttons



Option	Total	Percent
<£500	9	4.64%
£500-£1,500	20	10.31%
£1,500-£3,000	28	14.43%
£3,000-£5,000	12	6.19%
£5,000-£7,500	5	2.58%
£7,500-£10,000	4	2.06%
>£10,000	3	1.55%
Not Answered	113	58.25%

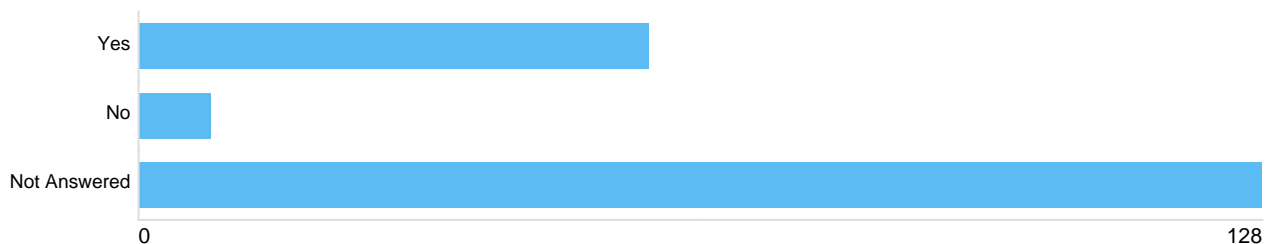
8. If a previously supported applicant (answer all that apply):

Q8 Matrix - a) Was the training successfully completed?



Option	Total	Percent
Yes	68	35.05%
No	3	1.55%
Not Answered	123	63.40%

Q8 Matrix - b) Did completion of the training enable progression in your current employment?



Option	Total	Percent
Yes	68	35.05%
No	3	1.55%
Not Answered	123	63.40%

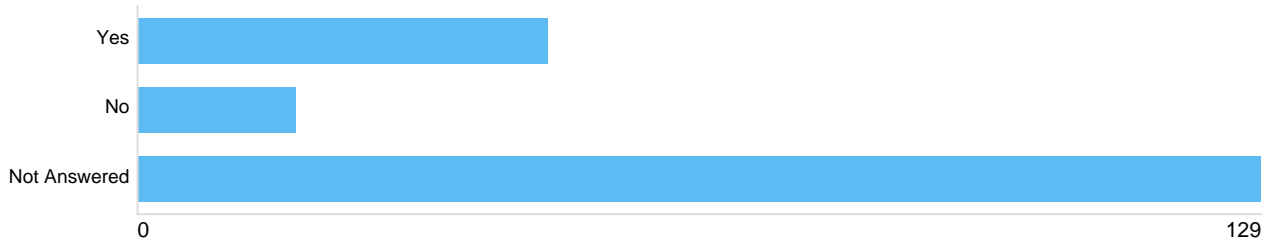
Option	Total	Percent
Yes	58	29.90%
No	8	4.12%
Not Answered	128	65.98%

Q8 Matrix - c) Did completion of the training enable progression in new employment?



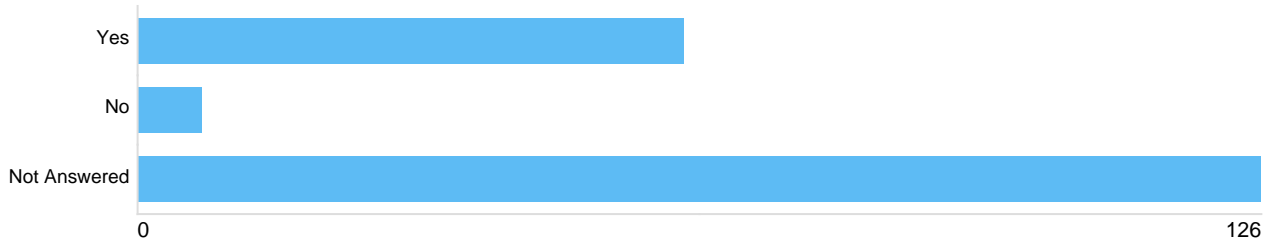
Option	Total	Percent
Yes	34	17.53%
No	25	12.89%
Not Answered	135	69.59%

Q8 Matrix - d) Did completion of the training increase your earnings?



Option	Total	Percent
Yes	47	24.23%
No	18	9.28%
Not Answered	129	66.49%

Q8 Matrix - e) Do you consider that completion of the training increases your employer's productivity, or allows expansion of products or services?



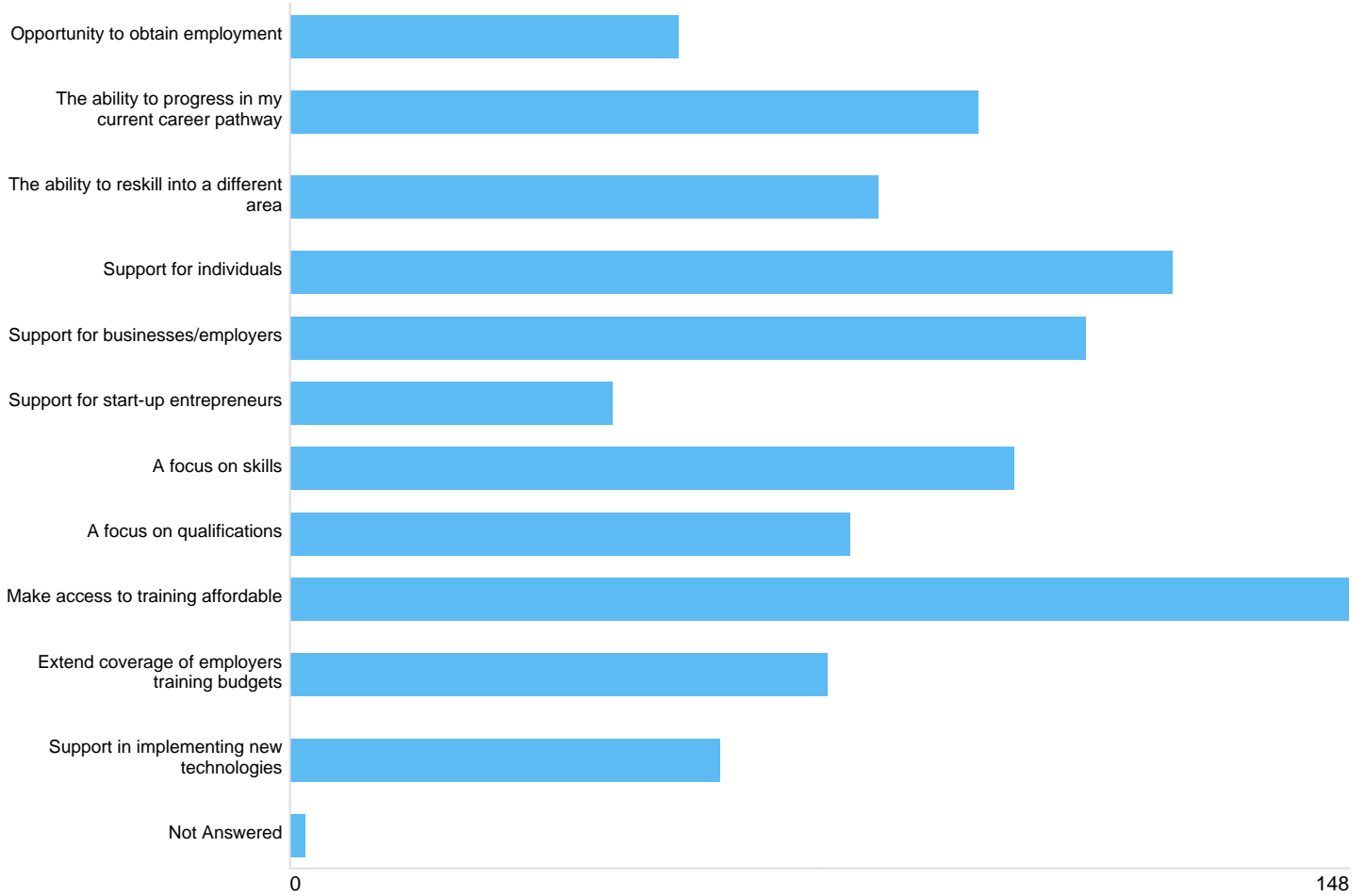
Option	Total	Percent
Yes	61	31.44%
No	7	3.61%
Not Answered	126	64.95%

Q8a explain why not completed training

There were 12 responses to this part of the question.

9. Which of the following principles behind the scheme are most important to you (select all that apply)?

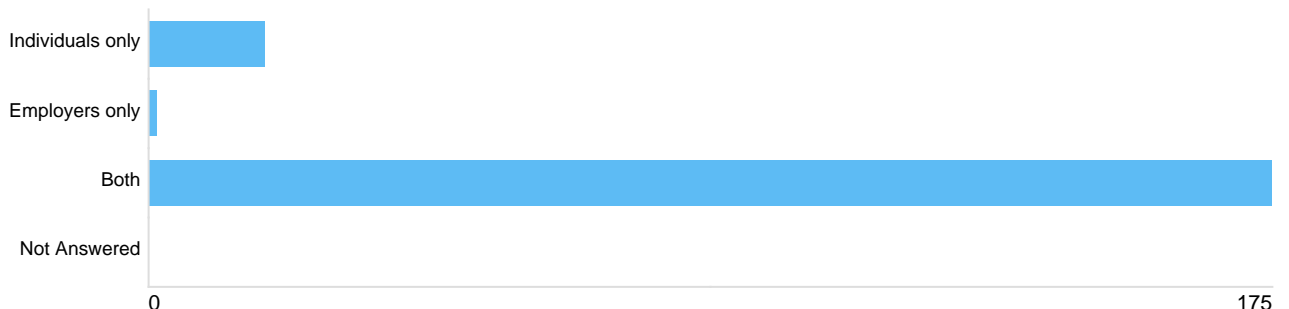
Q9 Checkboxes



Option	Total	Percent
Opportunity to obtain employment	54	27.84%
The ability to progress in my current career pathway	96	49.48%
The ability to reskill into a different area	82	42.27%
Support for individuals	123	63.40%
Support for businesses/employers	111	57.22%
Support for start-up entrepreneurs	45	23.20%
A focus on skills	101	52.06%
A focus on qualifications	78	40.21%
Make access to training affordable	148	76.29%
Extend coverage of employers training budgets	75	38.66%
Support in implementing new technologies	60	30.93%
Not Answered	2	1.03%

10. Should the focus of the scheme be for:

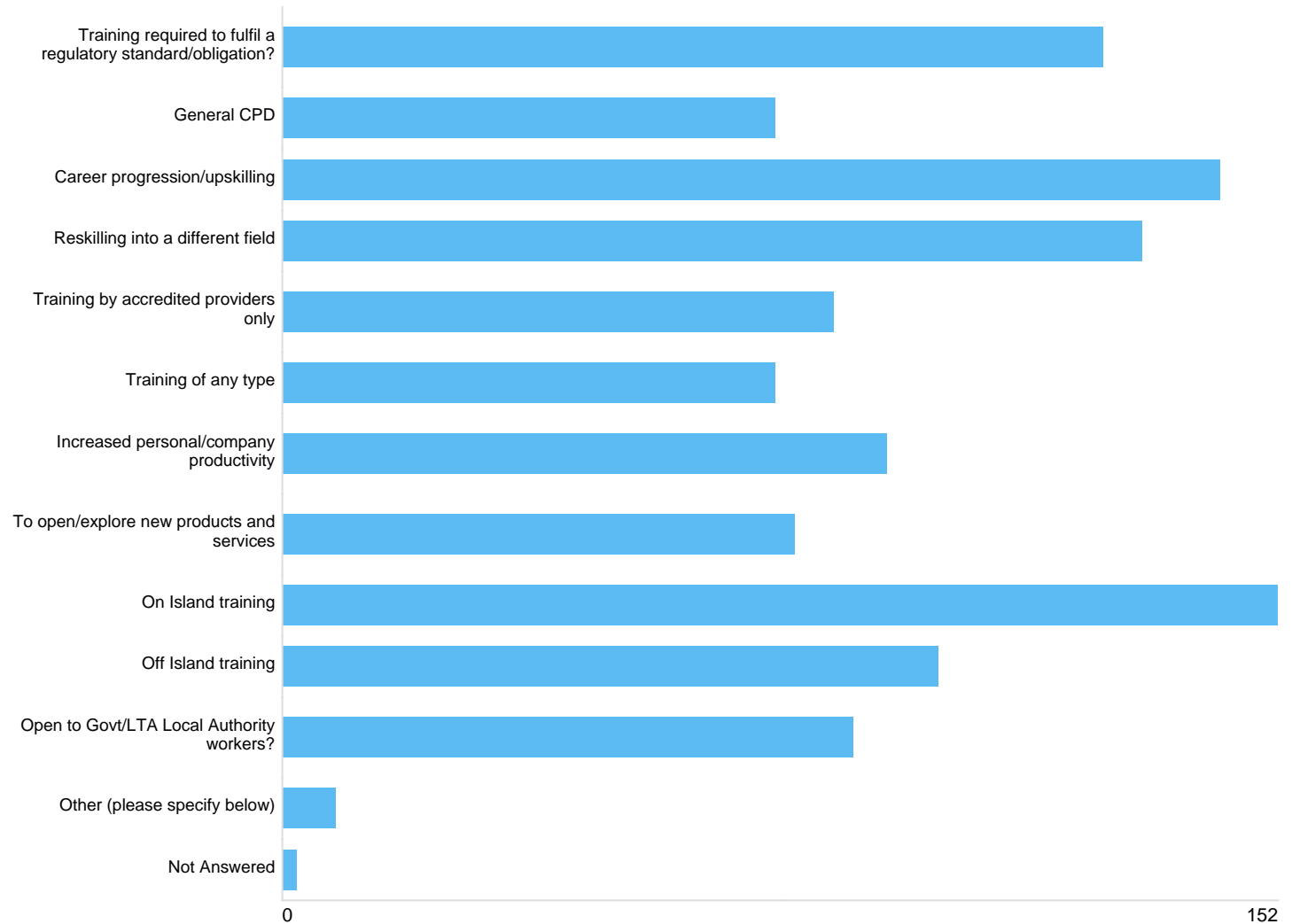
Q10 Radio buttons



Option	Total	Percent
Individuals only	18	9.28%
Employers only	1	0.52%
Both	175	90.21%
Not Answered	0	0.00%

11. Should funding be provided for (select all that apply):

Q11 Checkboxes



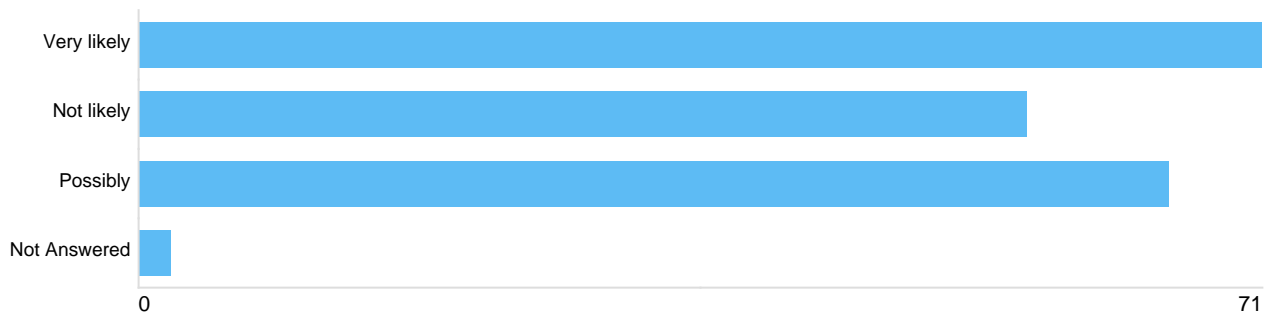
Option	Total	Percent
Training required to fulfil a regulatory standard/obligation?	125	64.43%
General CPD	75	38.66%
Career progression/upskilling	143	73.71%
Reskilling into a different field	131	67.53%
Training by accredited providers only	84	43.30%
Training of any type	75	38.66%
Increased personal/company productivity	92	47.42%
To open/explore new products and services	78	40.21%
On Island training	152	78.35%
Off Island training	100	51.55%
Open to Govt/LTA Local Authority workers?	87	44.85%
Other (please specify below)	8	4.12%
Not Answered	2	1.03%

Q11 Other

There were **14** responses to this part of the question.

12. If funding support was allowed for level 1 entry qualifications, how likely would you be to utilise level 1 funding support (or if an employer, to encourage training at this level):

Q12 Radio buttons



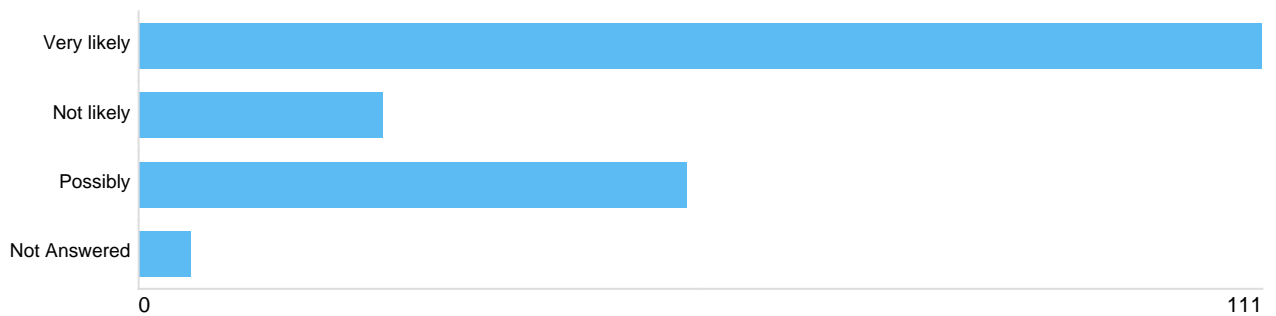
Option	Total	Percent
Very likely	71	36.60%
Not likely	56	28.87%
Possibly	65	33.51%
Not Answered	2	1.03%

Q12 Comments

There were **33** responses to this part of the question.

13. If funding support was allowed for qualifications of a vocational nature above level 5, how likely would you be to utilise funding support (or if an employer, to encourage training at this level):

Q13 Radio buttons



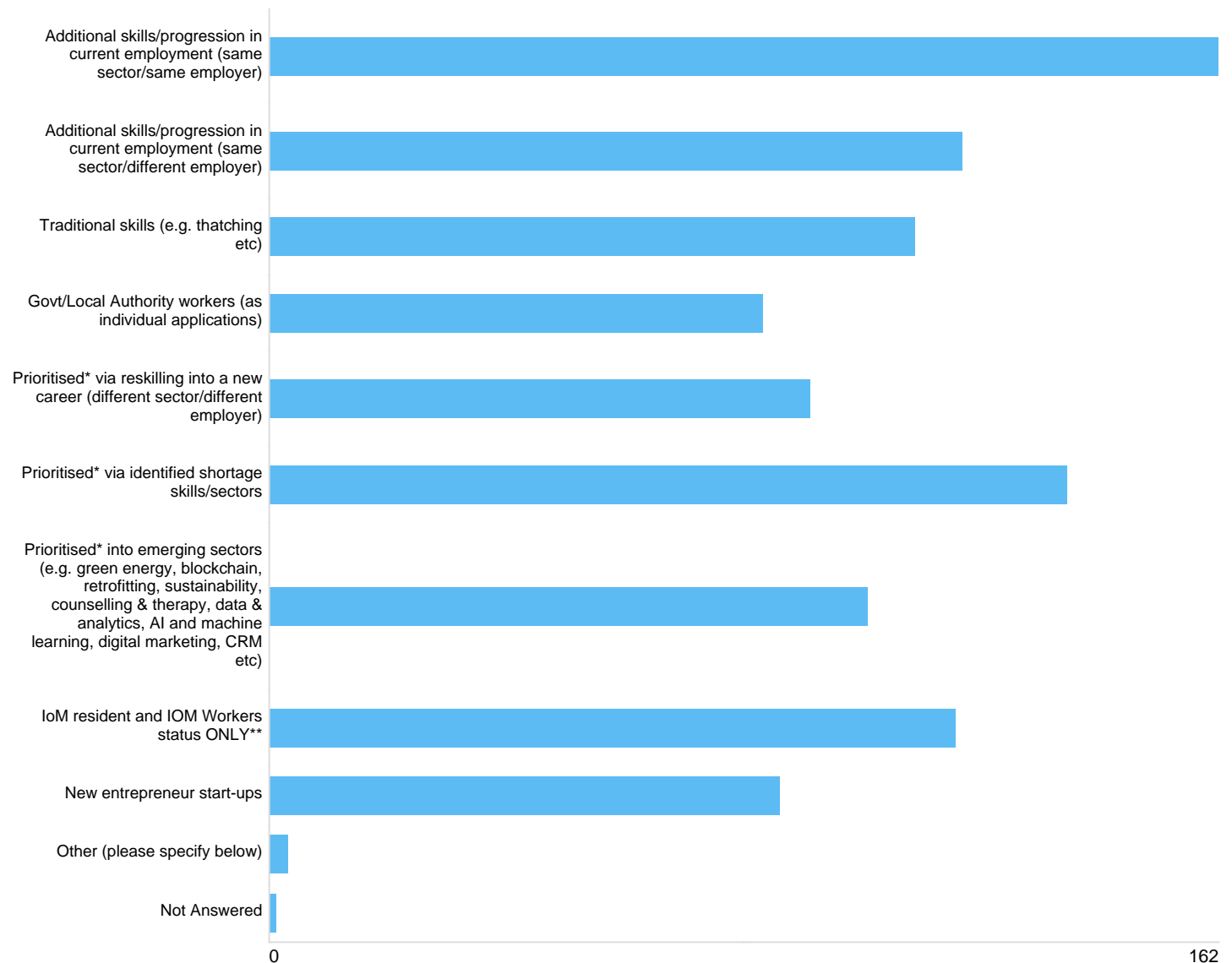
Option	Total	Percent
Very likely	111	57.22%
Not likely	24	12.37%
Possibly	54	27.84%
Not Answered	5	2.58%

Q13 Comments

There were **30** responses to this part of the question.

14. Should funding support through the Scheme be provided for (select all that apply):

Q14 Radio buttons



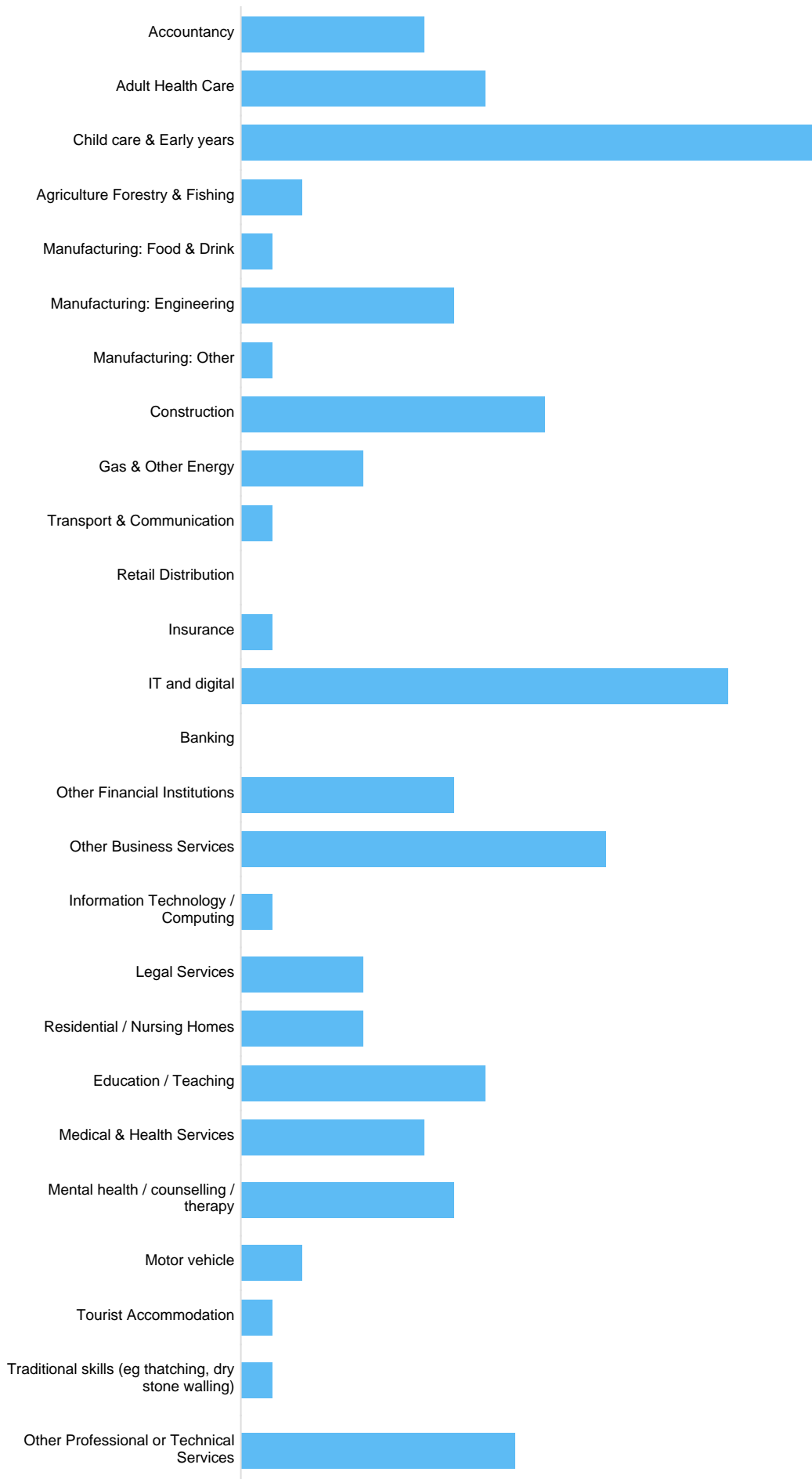
Option	Total	Percent
Additional skills/progression in current employment (same sector/same employer)	162	83.51%
Additional skills/progression in current employment (same sector/different employer)	118	60.82%
Traditional skills (e.g. thatching etc)	110	56.70%
Govt/Local Authority workers (as individual applications)	84	43.30%
Prioritised* via reskilling into a new career (different sector/different employer)	92	47.42%
Prioritised* via identified shortage skills/sectors	136	70.10%
Prioritised* into emerging sectors (e.g. green energy, blockchain, retrofitting, sustainability, counselling & therapy, data & analytics, AI and machine learning, digital marketing, CRM etc)	102	52.58%
IoM resident and IOM Workers status ONLY**	117	60.31%
New entrepreneur start-ups	87	44.85%
Other (please specify below)	3	1.55%
Not Answered	1	0.52%

Q14 Other

There were 6 responses to this part of the question.

15. Which type of training are you contemplating doing/supporting, e.g.:

Q15 Dropdown






Option	Total	Percent
Accountancy	6	3.09%
Adult Health Care	8	4.12%
Child care & Early years	19	9.79%
Agriculture Forestry & Fishing	2	1.03%
Manufacturing: Food & Drink	1	0.52%
Manufacturing: Engineering	7	3.61%
Manufacturing: Other	1	0.52%
Construction	10	5.15%
Gas & Other Energy	4	2.06%
Transport & Communication	1	0.52%
Retail Distribution	0	0.00%
Insurance	1	0.52%
IT and digital	16	8.25%
Banking	0	0.00%
Other Financial Institutions	7	3.61%
Other Business Services	12	6.19%
Information Technology / Computing	1	0.52%
Legal Services	4	2.06%
Residential / Nursing Homes	4	2.06%
Education / Teaching	8	4.12%
Medical & Health Services	6	3.09%
Mental health / counselling / therapy	7	3.61%
Motor vehicle	2	1.03%
Tourist Accommodation	1	0.52%
Traditional skills (eg thatching, dry stone walling)	1	0.52%
Other Professional or Technical Services	9	4.64%
Other Catering & Entertainment	2	1.03%
E-Gaming	1	0.52%
Miscellaneous Services	2	1.03%
Public Administration	2	1.03%
Other (please specify below)	29	14.95%
Not Answered	20	10.31%

Q15 Other

There were **48** responses to this part of the question.

16. Should greater financial assistance be provided for sectors or skills considered to be in shortage?

Q16 Radio buttons



Option	Total	Percent
Yes	148	76.29%
No	9	4.64%
Don't know	35	18.04%
Not Answered	2	1.03%

Q16 How should funding work comments/ideas

There were 66 responses to this part of the question.

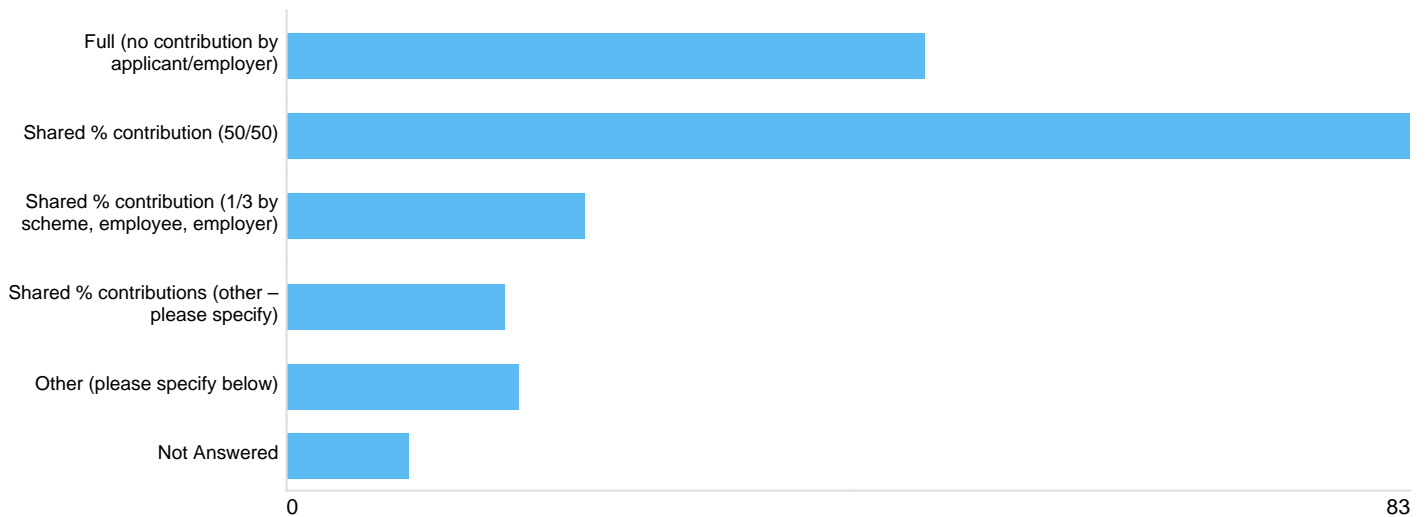
17. What sectors or skills do you consider are/are likely to be in shortage?

Q17 Comments

There were 125 responses to this part of the question.

18. What financial support should be provided by the scheme?

Q18 Radio buttons



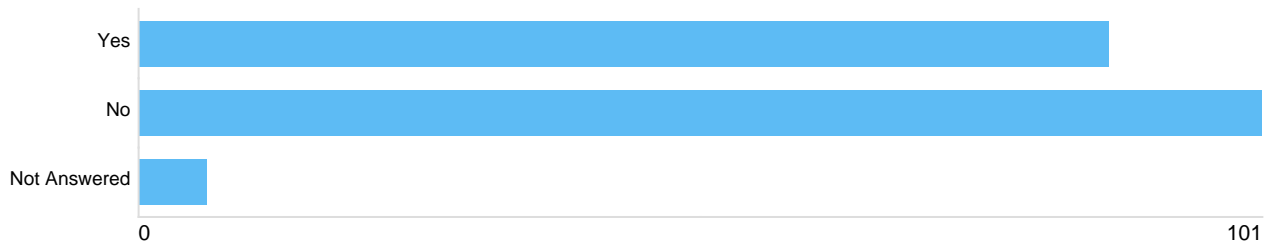
Option	Total	Percent
Full (no contribution by applicant/employer)	47	24.23%
Shared % contribution (50/50)	83	42.78%
Shared % contribution (1/3 by scheme, employee, employer)	22	11.34%
Shared % contributions (other – please specify)	16	8.25%
Other (please specify below)	17	8.76%
Not Answered	9	4.64%

Q18 Other specification

There were 43 responses to this part of the question.

19. Should support provided by the Scheme be capped per annum?

Q19 Yes/no



Option	Total	Percent
Yes	87	44.85%
No	101	52.06%
Not Answered	6	3.09%

Q19 Amount for individual

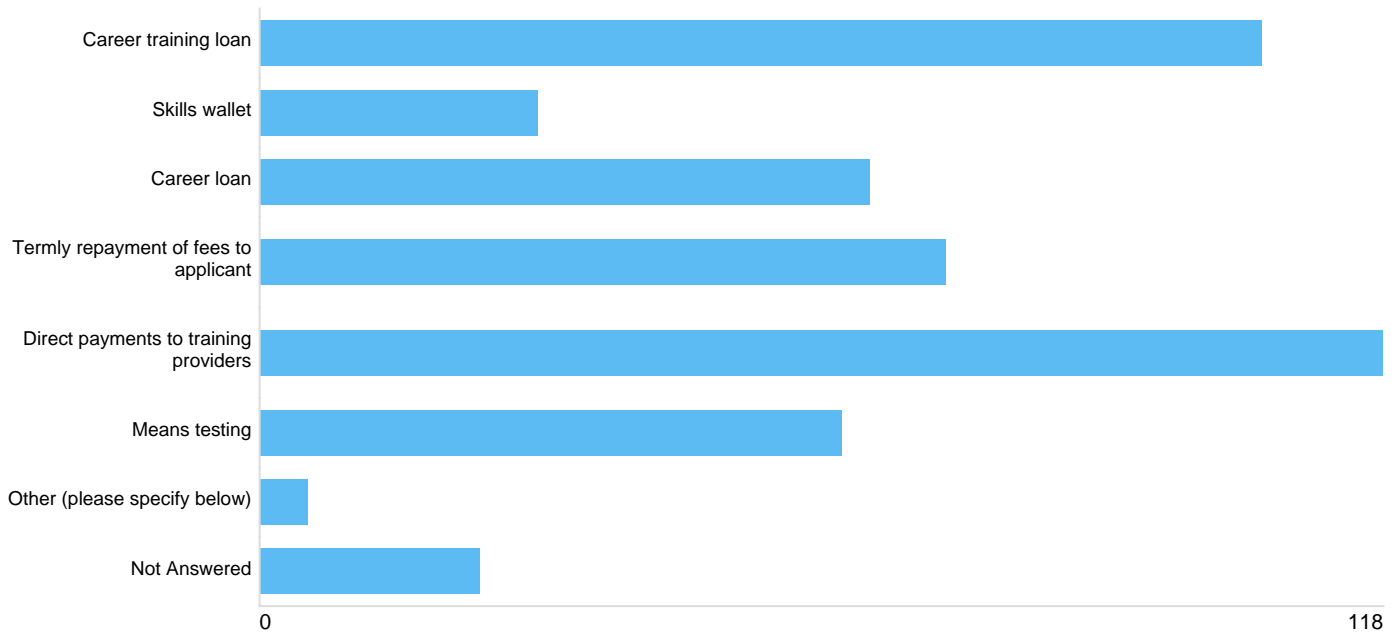
There were **62** responses to this part of the question.

Q19 Amount for employer

There were **57** responses to this part of the question.

20. Should any of the following options be considered as part of the scheme (choose all that apply):

Q20 Checkboxes



Option	Total	Percent
Career training loan	105	54.12%
Skills wallet	29	14.95%
Career loan	64	32.99%
Termly repayment of fees to applicant	72	37.11%
Direct payments to training providers	118	60.82%
Means testing	61	31.44%
Other (please specify below)	5	2.58%
Not Answered	23	11.86%

Q20 Other specification

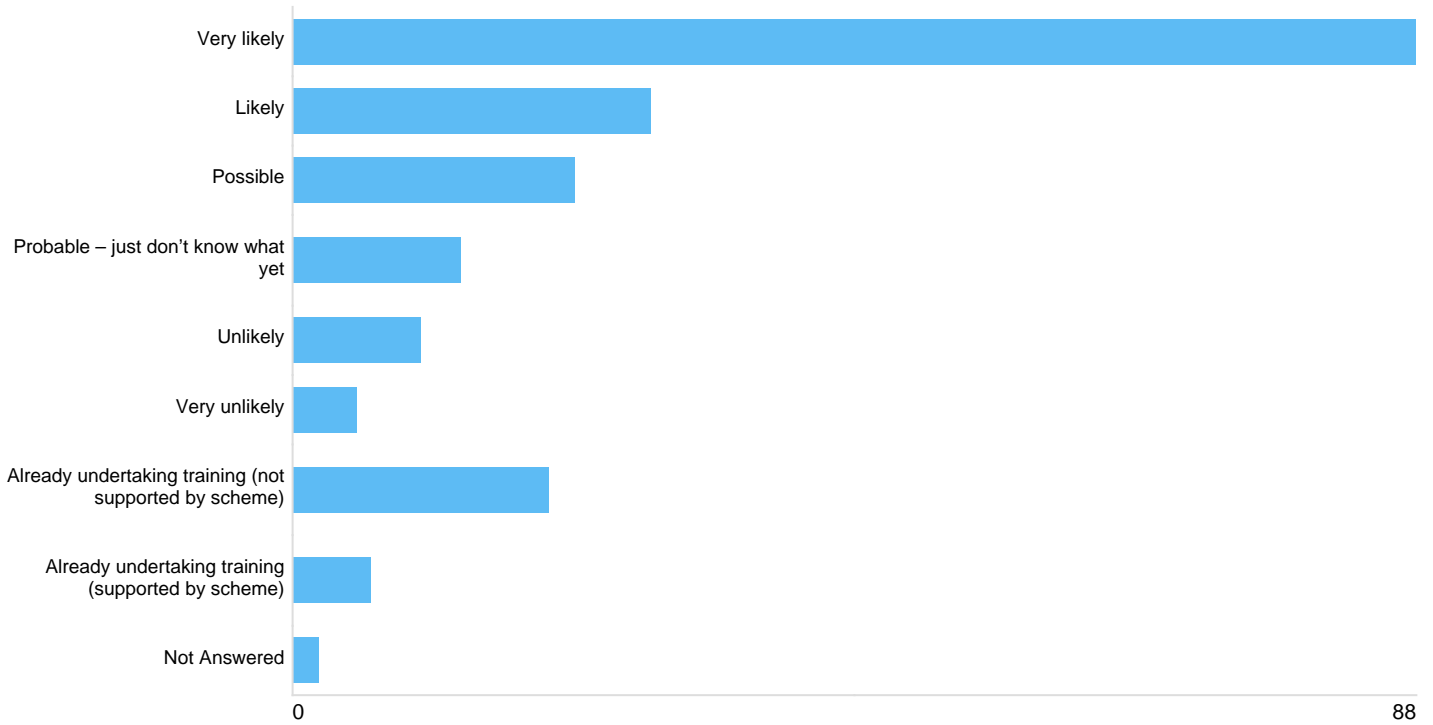
There were **8** responses to this part of the question.

Q20 Skills wallet how should it work

There were **23** responses to this part of the question.

21. How likely are you to seek additional training in the coming year (or if an employer, to encourage training)?

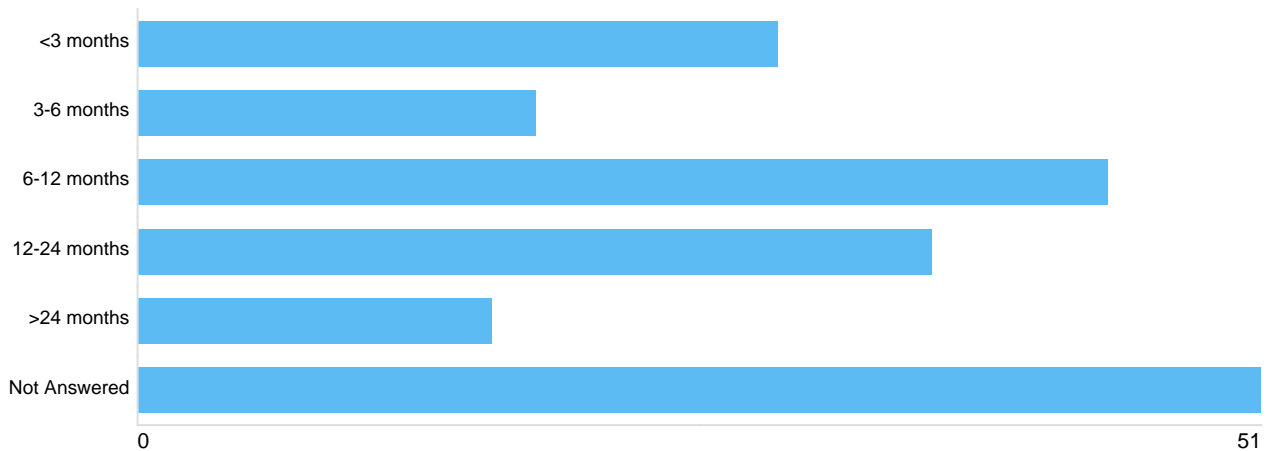
Q21 Radio buttons



Option	Total	Percent
Very likely	88	45.36%
Likely	28	14.43%
Possible	22	11.34%
Probable – just don't know what yet	13	6.70%
Unlikely	10	5.15%
Very unlikely	5	2.58%
Already undertaking training (not supported by scheme)	20	10.31%
Already undertaking training (supported by scheme)	6	3.09%
Not Answered	2	1.03%

22. If you have selected possible to very likely to the above question, how long would the training last for:

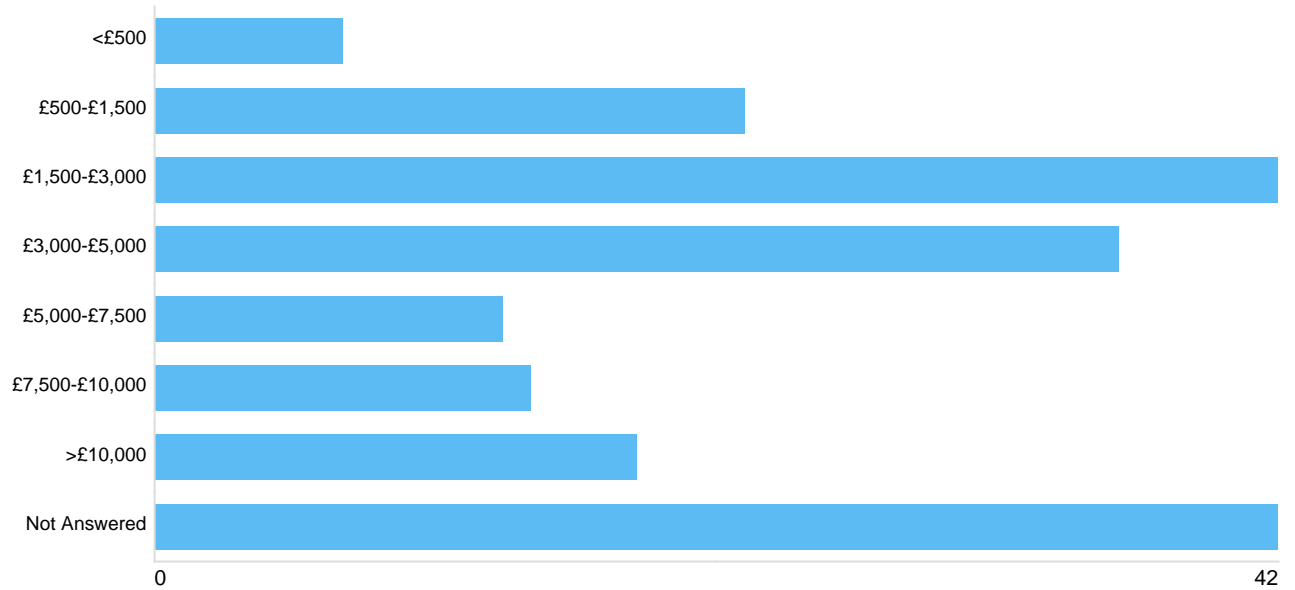
Q22 Radio buttons



Option	Total	Percent
<3 months	29	14.95%
3-6 months	18	9.28%
6-12 months	44	22.68%
12-24 months	36	18.56%
>24 months	16	8.25%
Not Answered	51	26.29%

23. How much is the proposed training likely to cost in total?

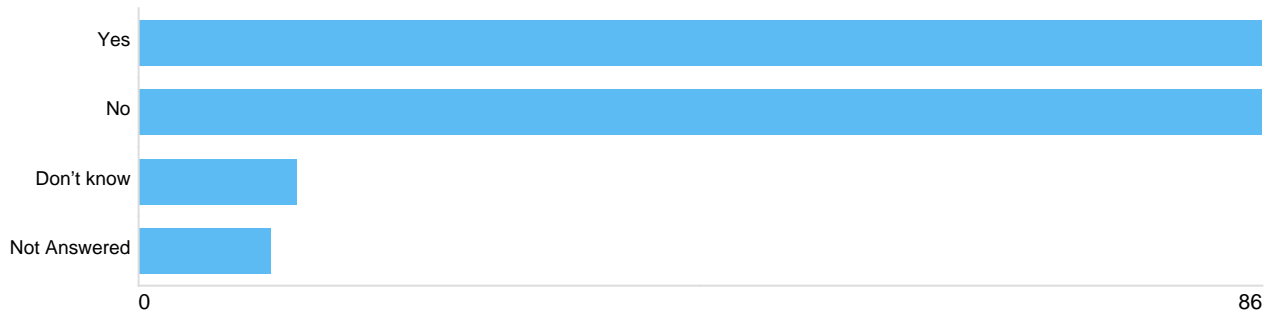
Q23 Radio buttons



Option	Total	Percent
<£500	7	3.61%
£500-£1,500	22	11.34%
£1,500-£3,000	42	21.65%
£3,000-£5,000	36	18.56%
£5,000-£7,500	13	6.70%
£7,500-£10,000	14	7.22%
>£10,000	18	9.28%
Not Answered	42	21.65%

24. Is the current economic climate (following the Covid pandemic) a factor in whether you will be seeking to study/train or re-skill?

Q24 Radio buttons



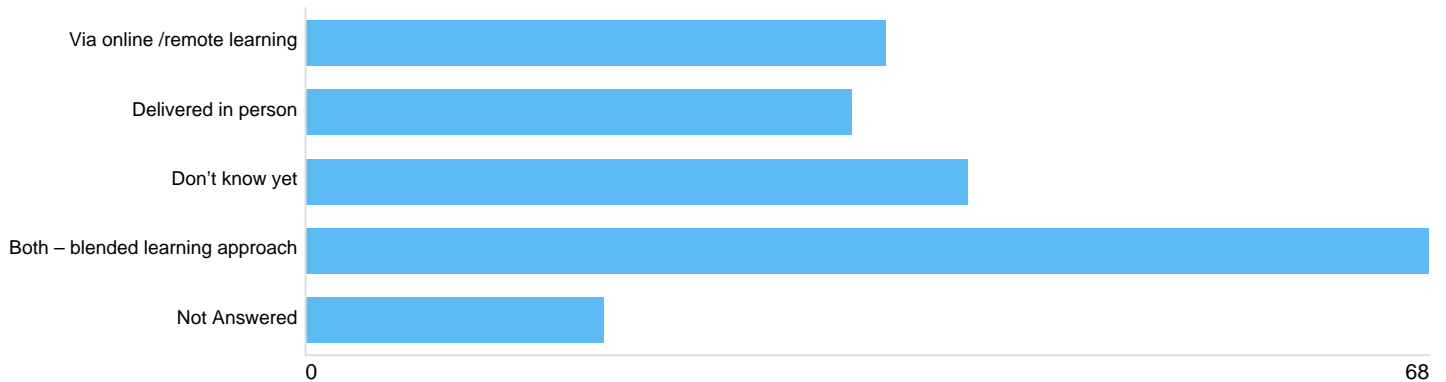
Option	Total	Percent
Yes	86	44.33%
No	86	44.33%
Don't know	12	6.19%
Not Answered	10	5.15%

Q24 Comments

There were **41** responses to this part of the question.

25. Will your proposed training be:

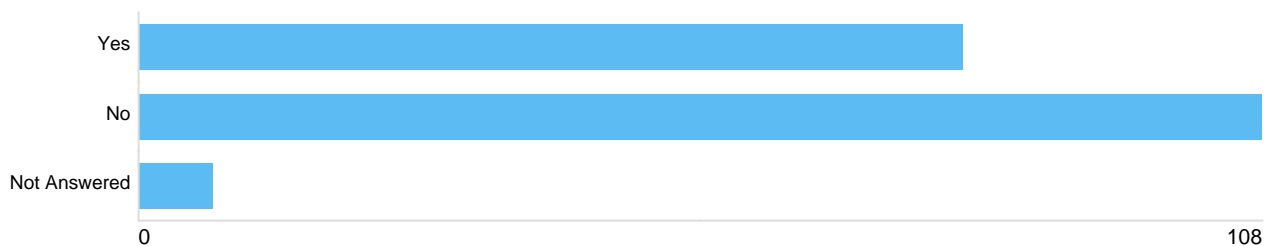
Q25 Radio button



Option	Total	Percent
Via online /remote learning	35	18.04%
Delivered in person	33	17.01%
Don't know yet	40	20.62%
Both – blended learning approach	68	35.05%
Not Answered	18	9.28%

26. Do you feel you know enough about the VTAS scheme that is administered by DESC?

Q26 Radio buttons



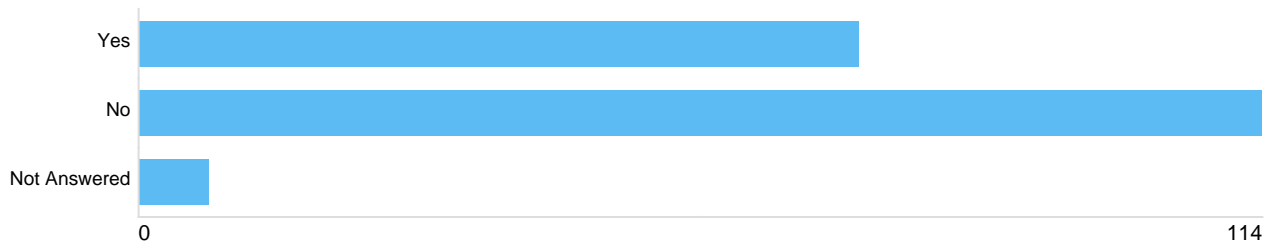
Option	Total	Percent
Yes	79	40.72%
No	108	55.67%
Not Answered	7	3.61%

Q26 Comment

There were **76** responses to this part of the question.

27. Do you feel you know enough about training opportunities in the Isle of Man?

Q27 Radio buttons



Option	Total	Percent
Yes	73	37.63%
No	114	58.76%
Not Answered	7	3.61%

Q27 If no, comments

There were **64** responses to this part of the question.

28. Any other comments?

Final comments

There were **45** responses to this part of the question.