



Graduate Survey - Graduates in 2020: Summary report

This report was created on Tuesday 10 March 2020 at 11:09.

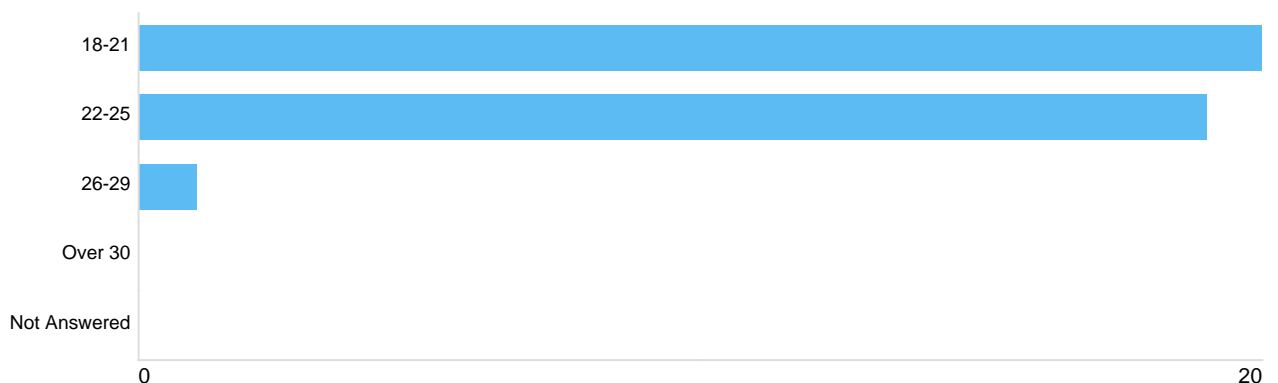
The consultation ran from 20/01/2020 to 06/03/2020.

Contents

| | |
|---|---|
| Question 1: What is your age? | 1 |
| 1-radiobuttons | 1 |
| Question 2: What is your gender? | 2 |
| 2-radiobuttons | 2 |
| 2-singleline | 2 |
| Question 3: What level is your course of study? | 2 |
| 3-radiobuttons | 2 |
| 3-singleline | 2 |
| Question 4: What subject are you studying? | 3 |
| 4-singleline | 3 |
| Question 5: What are your plans after you graduate? | 3 |
| 5-multiline | 3 |
| Question 6: As part of these plans - will you be returning to the Isle of Man? | 3 |
| 6-radiobutton | 3 |
| 6-singleline | 3 |
| Question 7: What are some of the reasons why you would return to the Isle of Man? | 4 |
| 7-checkboxes | 4 |
| 7-multiline | 4 |
| Question 8: What are some of the reasons why you would not return to the Isle of Man? | 5 |
| 8-checkboxes | 5 |
| 8-multiline | 5 |
| Question 9: Are there any incentives that would encourage you to return to the Isle of Man? | 6 |
| 9-checkboxes | 6 |
| 9-multiline | 6 |
| Question 10: In which secondary school or college did you take your A levels? | 6 |
| 10-singleline | 6 |
| Question 11: Would you be willing to be contacted for further questioning by email from The Department of Education, Sport and Culture? | 6 |
| 11-radiobuttons | 6 |
| 11-singleline | 6 |
| Question 12: May we publish your response? | 7 |
| Consent publishing | 7 |

Question 1: What is your age?

1-radiobuttons

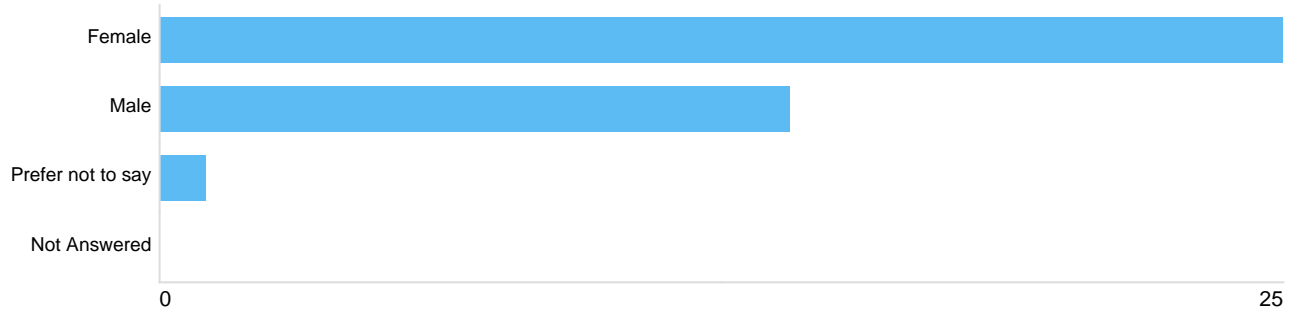




| Option | Total | Percent |
|--------------|-------|---------|
| 18-21 | 20 | 50.00% |
| 22-25 | 19 | 47.50% |
| 26-29 | 1 | 2.50% |
| Over 30 | 0 | 0% |
| Not Answered | 0 | 0% |

Question 2: What is your gender?

2-radiobuttons



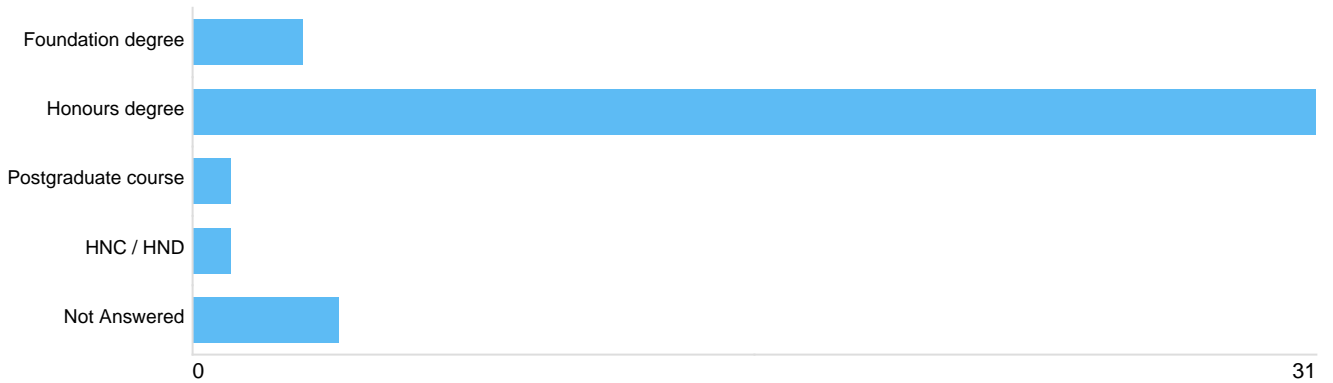
| Option | Total | Percent |
|-------------------|-------|---------|
| Female | 25 | 62.50% |
| Male | 14 | 35.00% |
| Prefer not to say | 1 | 2.50% |
| Not Answered | 0 | 0% |

2-singleline

There were **0** responses to this part of the question.

Question 3: What level is your course of study?

3-radiobuttons



| Option | Total | Percent |
|---------------------|-------|---------|
| Foundation degree | 3 | 7.50% |
| Honours degree | 31 | 77.50% |
| Postgraduate course | 1 | 2.50% |
| HNC / HND | 1 | 2.50% |
| Not Answered | 4 | 10.00% |

3-singleline

There were **6** responses to this part of the question.



Question 4: What subject are you studying?

4-singleline

There were **40** responses to this part of the question.

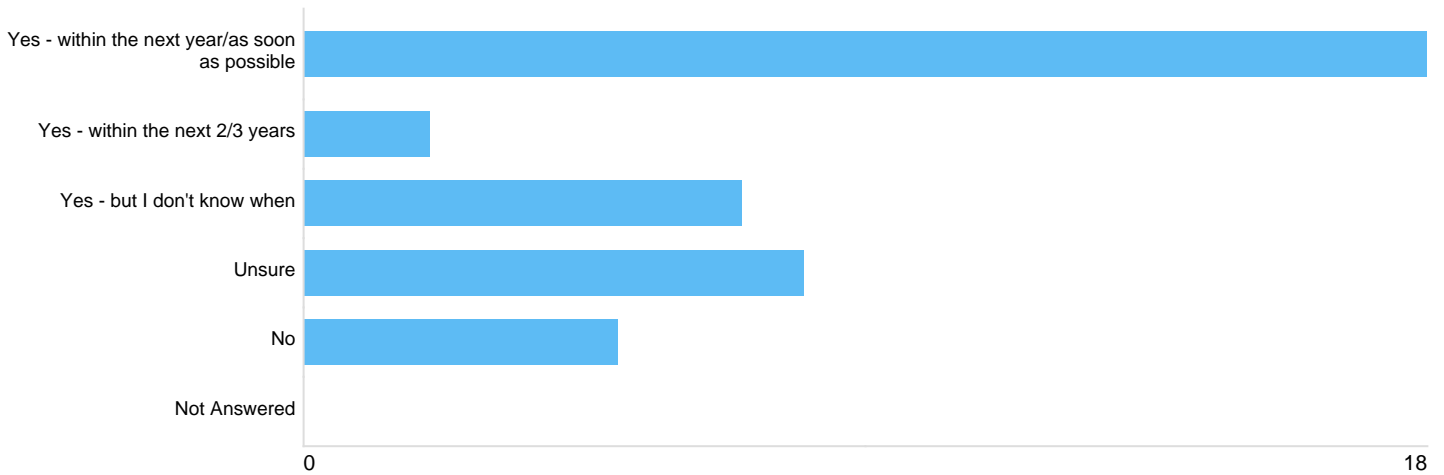
Question 5: What are your plans after you graduate?

5-multiline

There were **40** responses to this part of the question.

Question 6: As part of these plans - will you be returning to the Isle of Man?

6-radiobutton



| Option | Total | Percent |
|--|-------|---------|
| Yes - within the next year/as soon as possible | 18 | 45.00% |
| Yes - within the next 2/3 years | 2 | 5.00% |
| Yes - but I don't know when | 7 | 17.50% |
| Unsure | 8 | 20.00% |
| No | 5 | 12.50% |
| Not Answered | 0 | 0% |

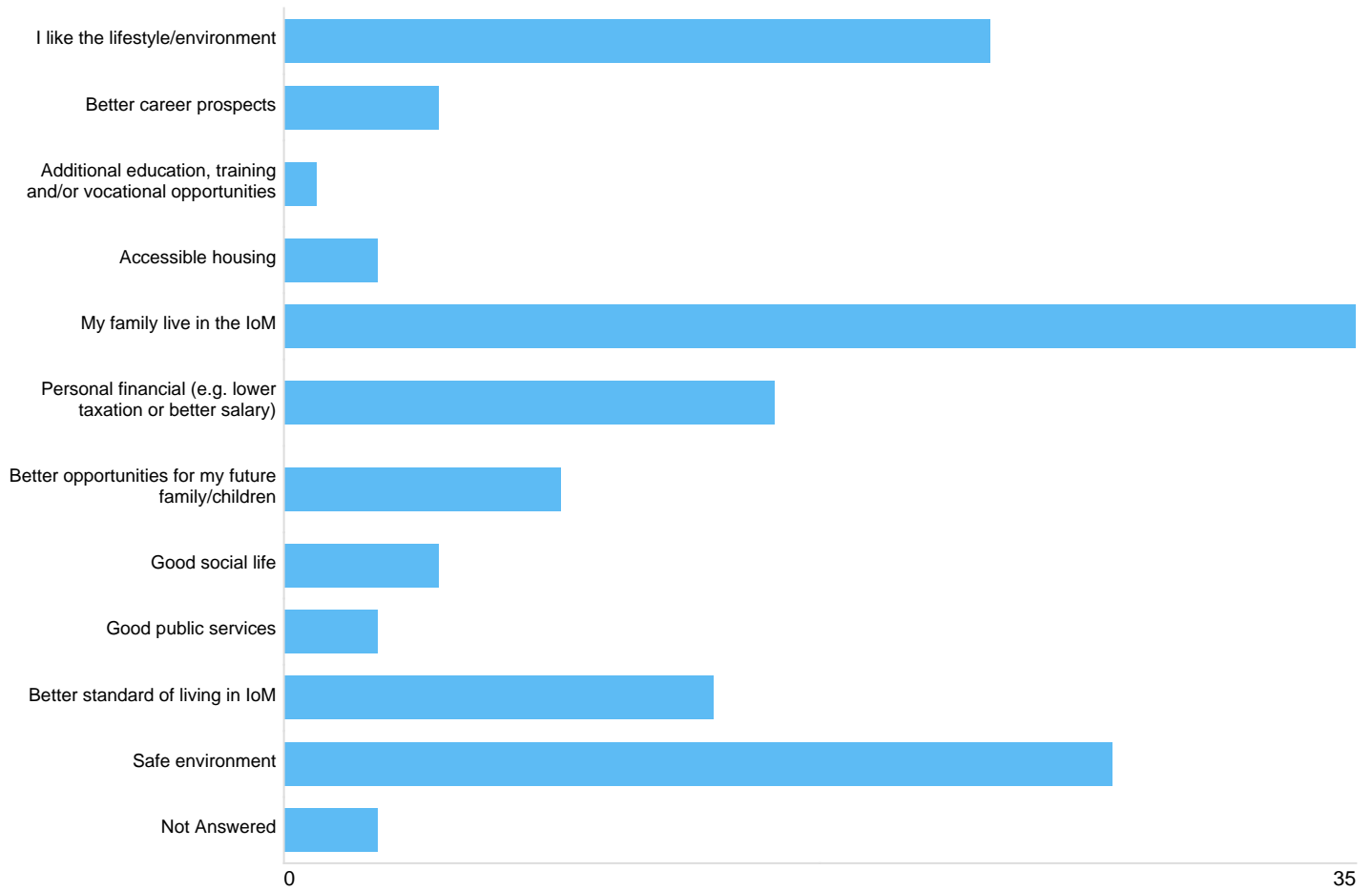
6-singleline

There were **2** responses to this part of the question.



Question 7: What are some of the reasons why you would return to the Isle of Man?

7-checkboxes



| Option | Total | Percent |
|--|-------|---------|
| I like the lifestyle/environment | 23 | 57.50% |
| Better career prospects | 5 | 12.50% |
| Additional education, training and/or vocational opportunities | 1 | 2.50% |
| Accessible housing | 3 | 7.50% |
| My family live in the IoM | 35 | 87.50% |
| Personal financial (e.g. lower taxation or better salary) | 16 | 40.00% |
| Better opportunities for my future family/children | 9 | 22.50% |
| Good social life | 5 | 12.50% |
| Good public services | 3 | 7.50% |
| Better standard of living in IoM | 14 | 35.00% |
| Safe environment | 27 | 67.50% |
| Not Answered | 3 | 7.50% |

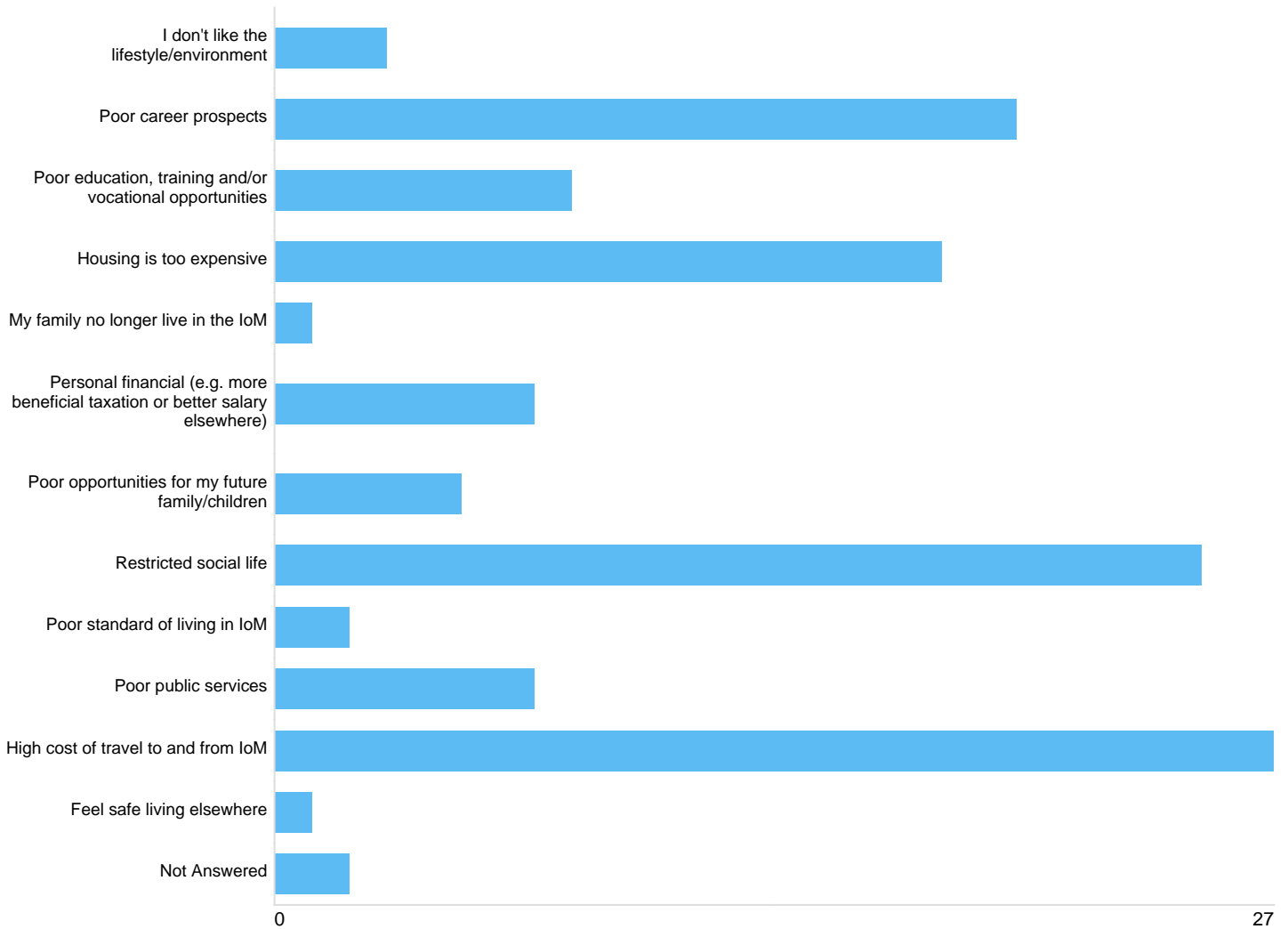
7-multiline

There were **4** responses to this part of the question.



Question 8: What are some of the reasons why you would not return to the Isle of Man?

8-checkboxes



| Option | Total | Percent |
|---|-------|---------|
| I don't like the lifestyle/environment | 3 | 7.50% |
| Poor career prospects | 20 | 50.00% |
| Poor education, training and/or vocational opportunities | 8 | 20.00% |
| Housing is too expensive | 18 | 45.00% |
| My family no longer live in the IoM | 1 | 2.50% |
| Personal financial (e.g. more beneficial taxation or better salary elsewhere) | 7 | 17.50% |
| Poor opportunities for my future family/children | 5 | 12.50% |
| Restricted social life | 25 | 62.50% |
| Poor standard of living in IoM | 2 | 5.00% |
| Poor public services | 7 | 17.50% |
| High cost of travel to and from IoM | 27 | 67.50% |
| Feel safe living elsewhere | 1 | 2.50% |
| Not Answered | 2 | 5.00% |

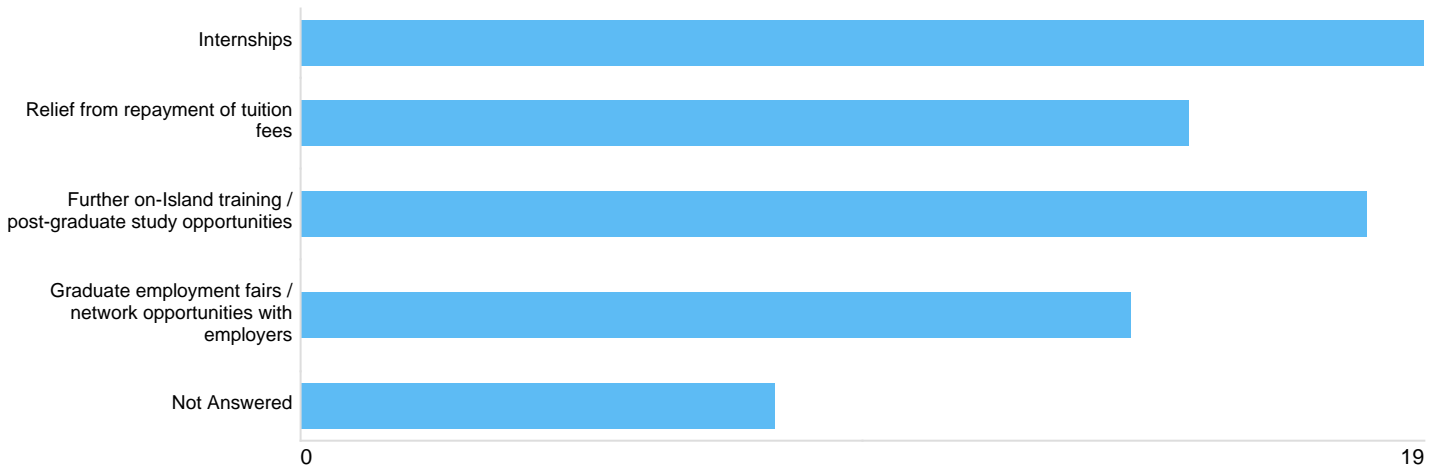
8-multiline

There were **7** responses to this part of the question.



Question 9: Are there any incentives that would encourage you to return to the Isle of Man?

9-checkboxes



| Option | Total | Percent |
|--|-------|---------|
| Internships | 19 | 47.50% |
| Relief from repayment of tuition fees | 15 | 37.50% |
| Further on-Island training / post-graduate study opportunities | 18 | 45.00% |
| Graduate employment fairs / network opportunities with employers | 14 | 35.00% |
| Not Answered | 8 | 20.00% |

9-multiline

There were **8** responses to this part of the question.

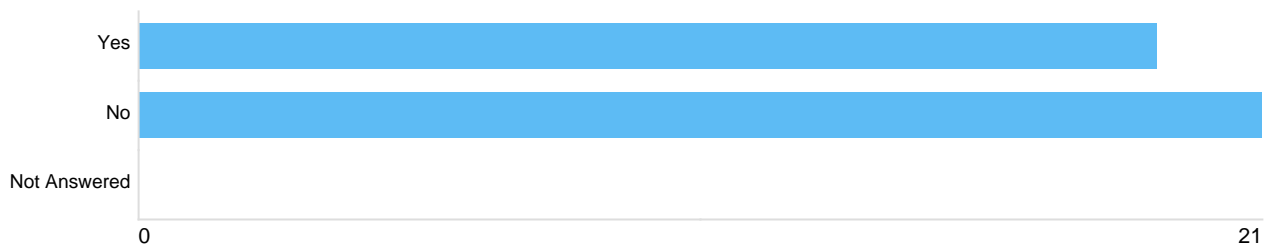
Question 10: In which secondary school or college did you take your A levels?

10-singleline

There were **40** responses to this part of the question.

Question 11: Would you be willing to be contacted for further questioning by email from The Department of Education, Sport and Culture?

11-radiobuttons



| Option | Total | Percent |
|--------------|-------|---------|
| Yes | 19 | 47.50% |
| No | 21 | 52.50% |
| Not Answered | 0 | 0% |

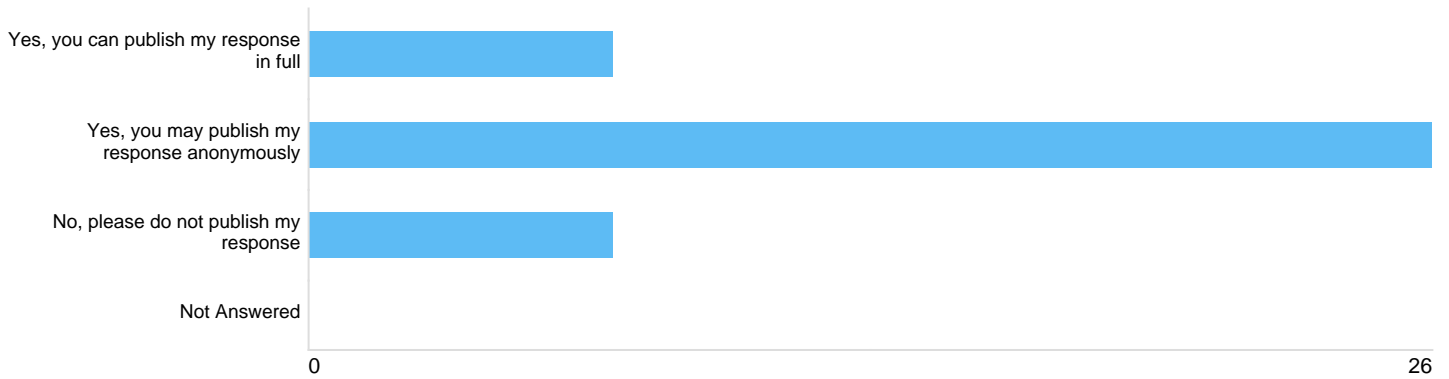
11-singleline

There were **17** responses to this part of the question.



Question 12: May we publish your response?

Consent publishing



| Option | Total | Percent |
|--|-------|---------|
| Yes, you can publish my response in full | 7 | 17.50% |
| Yes, you may publish my response anonymously | 26 | 65.00% |
| No, please do not publish my response | 7 | 17.50% |
| Not Answered | 0 | 0% |