



Graduate Survey - Graduates before 2020: Summary report

This report was created on Tuesday 17 March 2020 at 15:03.

The consultation ran from 20/01/2020 to 06/03/2020.

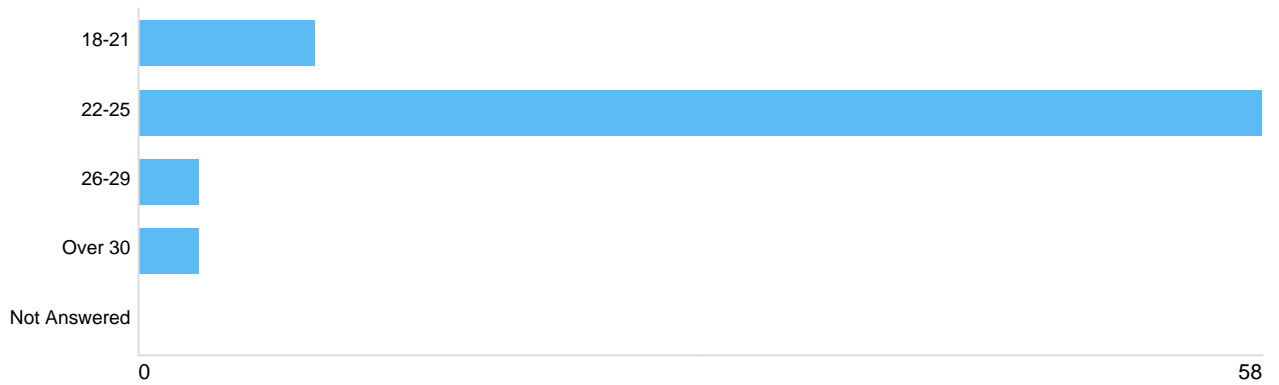
Contents

Question 1: What is your age?	2
1-radiobuttons	2
Question 2: What is your gender?	2
2-radiobuttons	2
2-singleline	2
Question 3: What level was your course of study?	3
3-radiobuttons	3
3-singleline	3
Question 4: What subject did you study?	3
4-singleline	3
Question 5: Where are you currently living?	3
5-radiobuttons	3
5-singleline	3
Question 6: Which of the following best describe your present situation?	4
6-checkboxes	4
6-multiline	4
Question 7: If living on the Isle of Man, why did you choose to return after graduating?	5
7-checkboxes	5
7-multiline	5
Question 8: If living in the UK/elsewhere, is there a particular reason you did not return to the Isle of Man?	6
8-checkboxes	6
8-multiline	6
Question 9: If living in the UK/elsewhere are there any specific incentives that would encourage you to return to the Isle of Man to live and work?	7
9-checkboxes	7
9-multiline	7
Question 10: In which secondary school or college did you take your A levels?	7
10-singleline	7
Question 11: Rate on a scale of 1 to 5 which of the following you are aware of (1 being not aware at all, 3 being somewhat aware, 5 being very aware).	8
11-matrix - Job's market & career opportunities on the Island	8
11-matrix - Jobs which are currently 'in demand' on the island	8
11-matrix - The annual Graduate Fair hosted by locate.im	9
11-matrix - The STEP Programme	9
11-matrix - Locate.im as a useful resource	10
Question 12: If you have previously participated in our 2017 survey, are you more or less likely to return to the Island based on the latest incentives to return?	10
12-radiobuttons	10
Question 13: May we contact you?	11
13-checkbox	11
13-singleline	11
Question 14: May we publish your response?	11
Consent publishing	11



Question 1: What is your age?

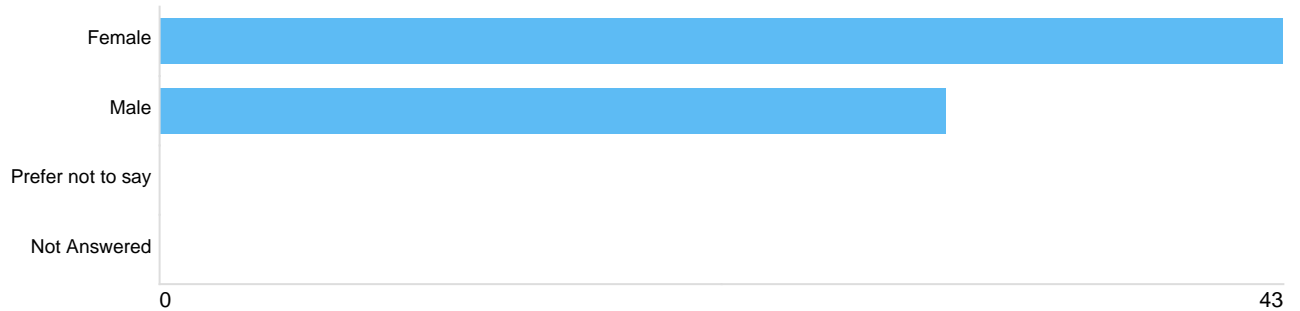
1-radiobuttons



Option	Total	Percent
18-21	9	12.33%
22-25	58	79.45%
26-29	3	4.11%
Over 30	3	4.11%
Not Answered	0	0%

Question 2: What is your gender?

2-radiobuttons



Option	Total	Percent
Female	43	58.90%
Male	30	41.10%
Prefer not to say	0	0%
Not Answered	0	0%

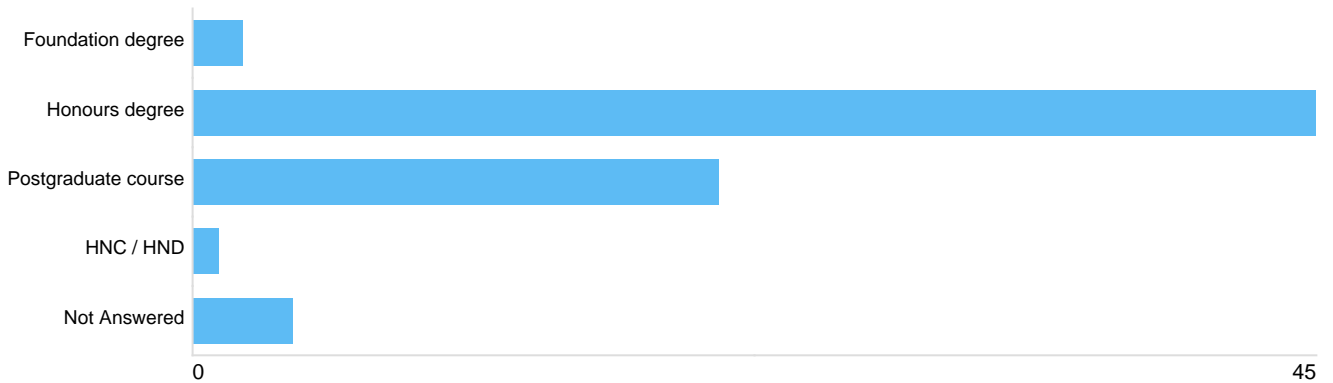
2-singleline

There were **0** responses to this part of the question.



Question 3: What level was your course of study?

3-radiobuttons



Option	Total	Percent
Foundation degree	2	2.74%
Honours degree	45	61.64%
Postgraduate course	21	28.77%
HNC / HND	1	1.37%
Not Answered	4	5.48%

3-singleline

There were 7 responses to this part of the question.

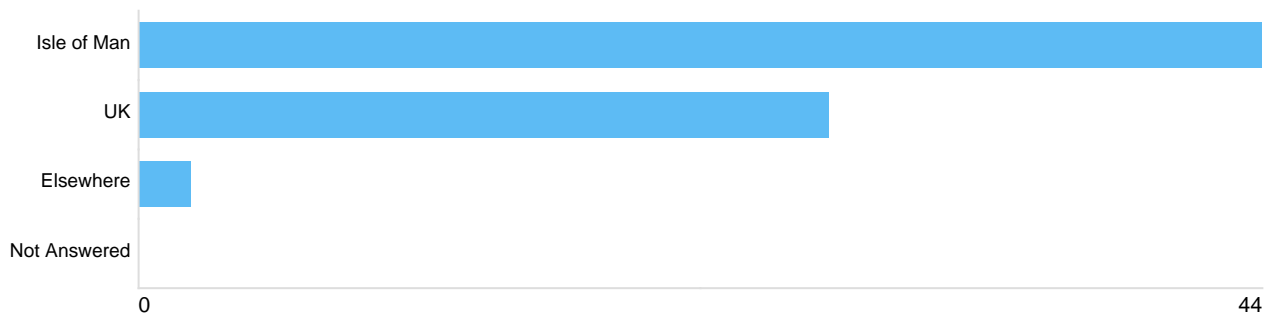
Question 4: What subject did you study?

4-singleline

There were 73 responses to this part of the question.

Question 5: Where are you currently living?

5-radiobuttons



Option	Total	Percent
Isle of Man	44	60.27%
UK	27	36.99%
Elsewhere	2	2.74%
Not Answered	0	0%

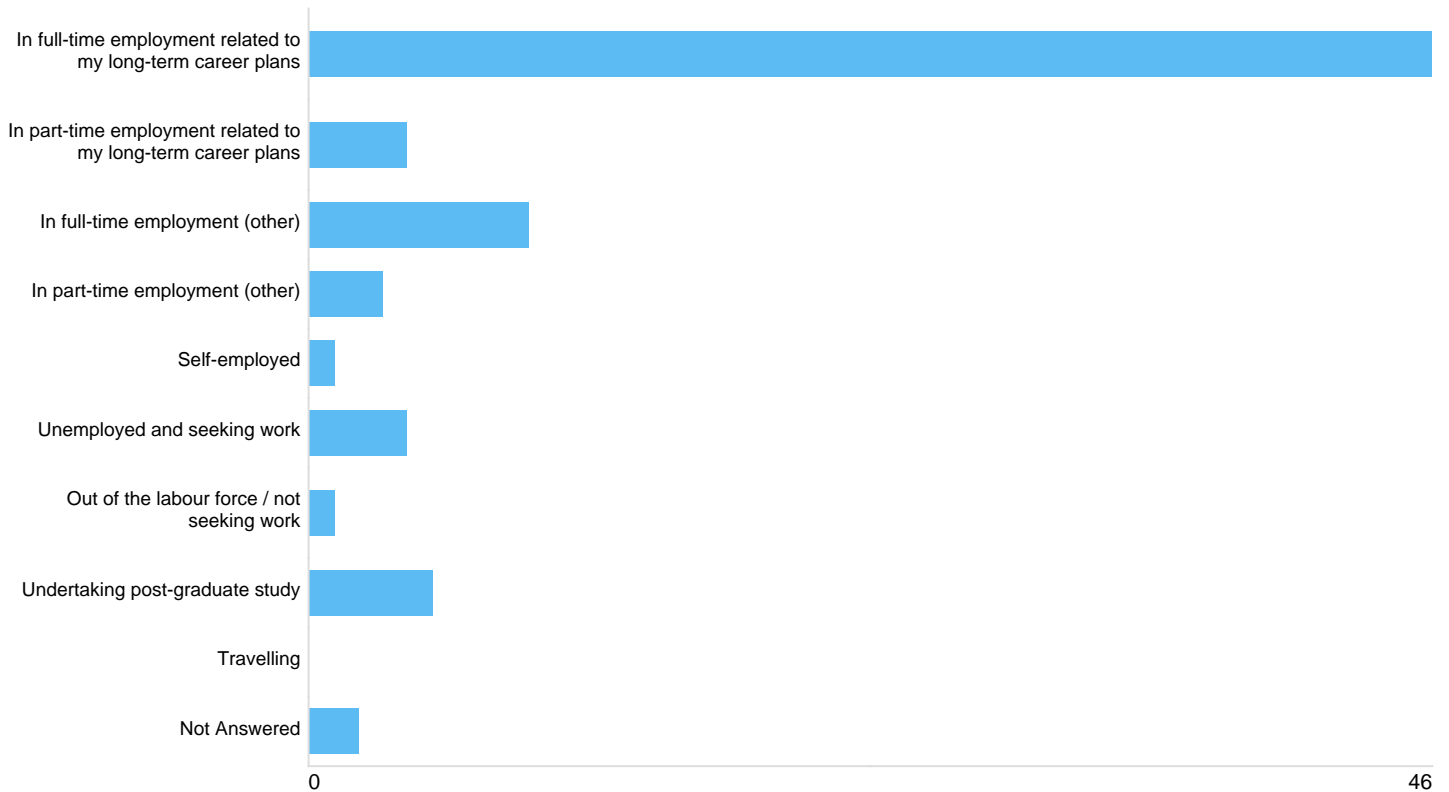
5-singleline

There were 12 responses to this part of the question.



Question 6: Which of the following best describe your present situation?

6-checkboxes



Option	Total	Percent
In full-time employment related to my long-term career plans	46	63.01%
In part-time employment related to my long-term career plans	4	5.48%
In full-time employment (other)	9	12.33%
In part-time employment (other)	3	4.11%
Self-employed	1	1.37%
Unemployed and seeking work	4	5.48%
Out of the labour force / not seeking work	1	1.37%
Undertaking post-graduate study	5	6.85%
Travelling	0	0%
Not Answered	2	2.74%

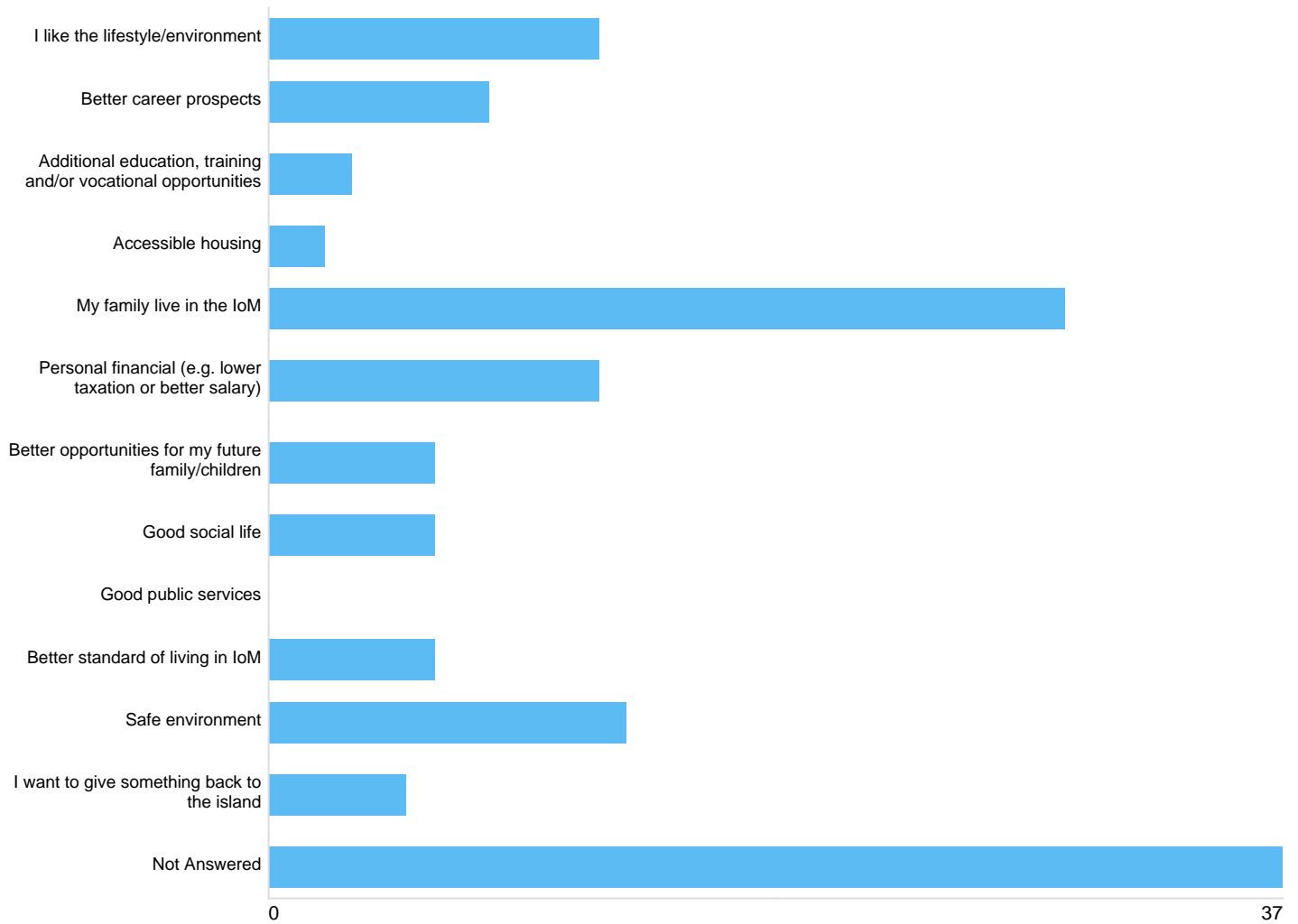
6-multiline

There were **8** responses to this part of the question.



Question 7: If living on the Isle of Man, why did you choose to return after graduating?

7-checkboxes



Option	Total	Percent
I like the lifestyle/environment	12	16.44%
Better career prospects	8	10.96%
Additional education, training and/or vocational opportunities	3	4.11%
Accessible housing	2	2.74%
My family live in the IoM	29	39.73%
Personal financial (e.g. lower taxation or better salary)	12	16.44%
Better opportunities for my future family/children	6	8.22%
Good social life	6	8.22%
Good public services	0	0%
Better standard of living in IoM	6	8.22%
Safe environment	13	17.81%
I want to give something back to the island	5	6.85%
Not Answered	37	50.68%

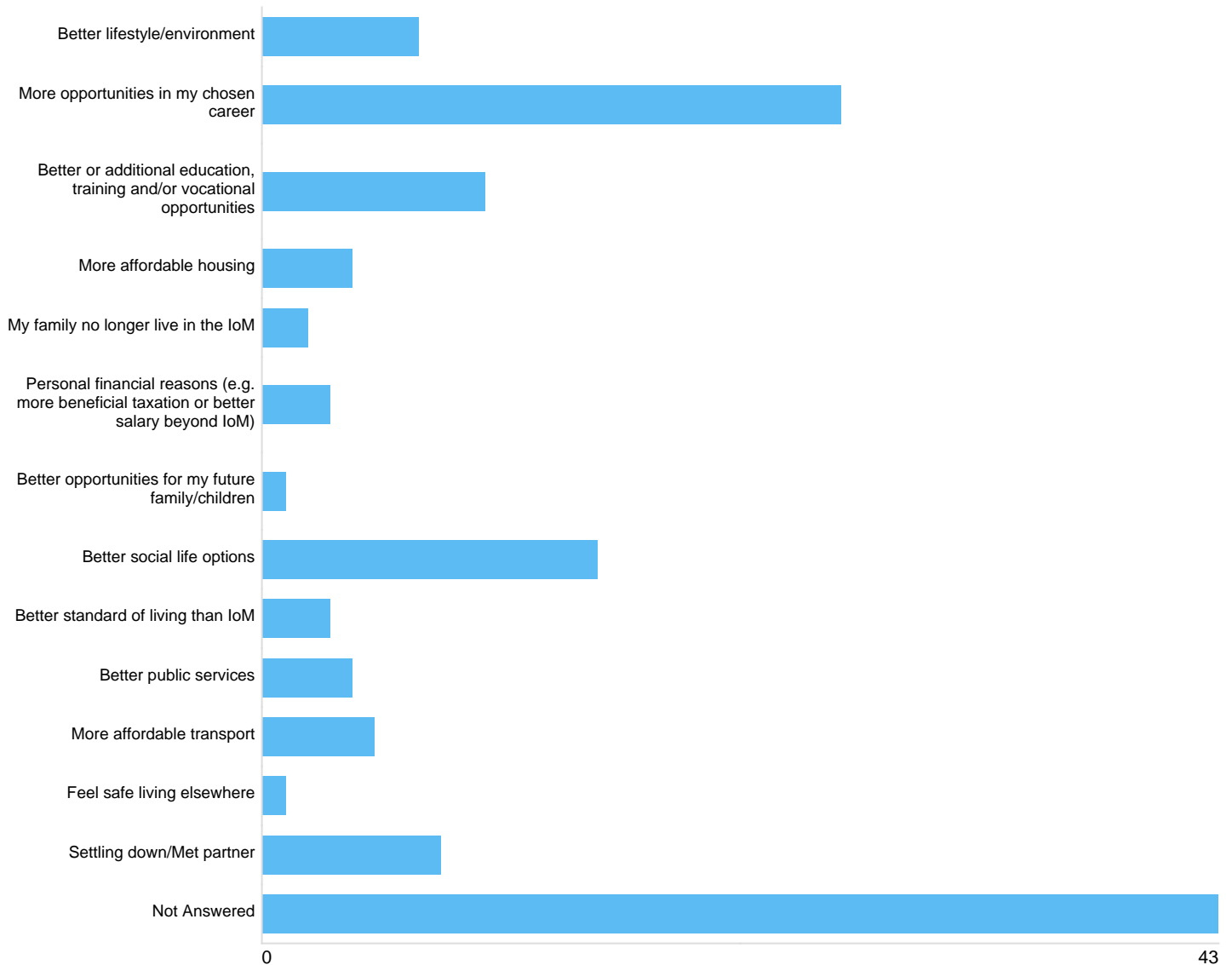
7-multiline

There were **14** responses to this part of the question.



Question 8: If living in the UK/elsewhere, is there a particular reason you did not return to the Isle of Man?

8-checkboxes



Option	Total	Percent
Better lifestyle/environment	7	9.59%
More opportunities in my chosen career	26	35.62%
Better or additional education, training and/or vocational opportunities	10	13.70%
More affordable housing	4	5.48%
My family no longer live in the IoM	2	2.74%
Personal financial reasons (e.g. more beneficial taxation or better salary beyond IoM)	3	4.11%
Better opportunities for my future family/children	1	1.37%
Better social life options	15	20.55%
Better standard of living than IoM	3	4.11%
Better public services	4	5.48%
More affordable transport	5	6.85%
Feel safe living elsewhere	1	1.37%
Settling down/Met partner	8	10.96%
Not Answered	43	58.90%

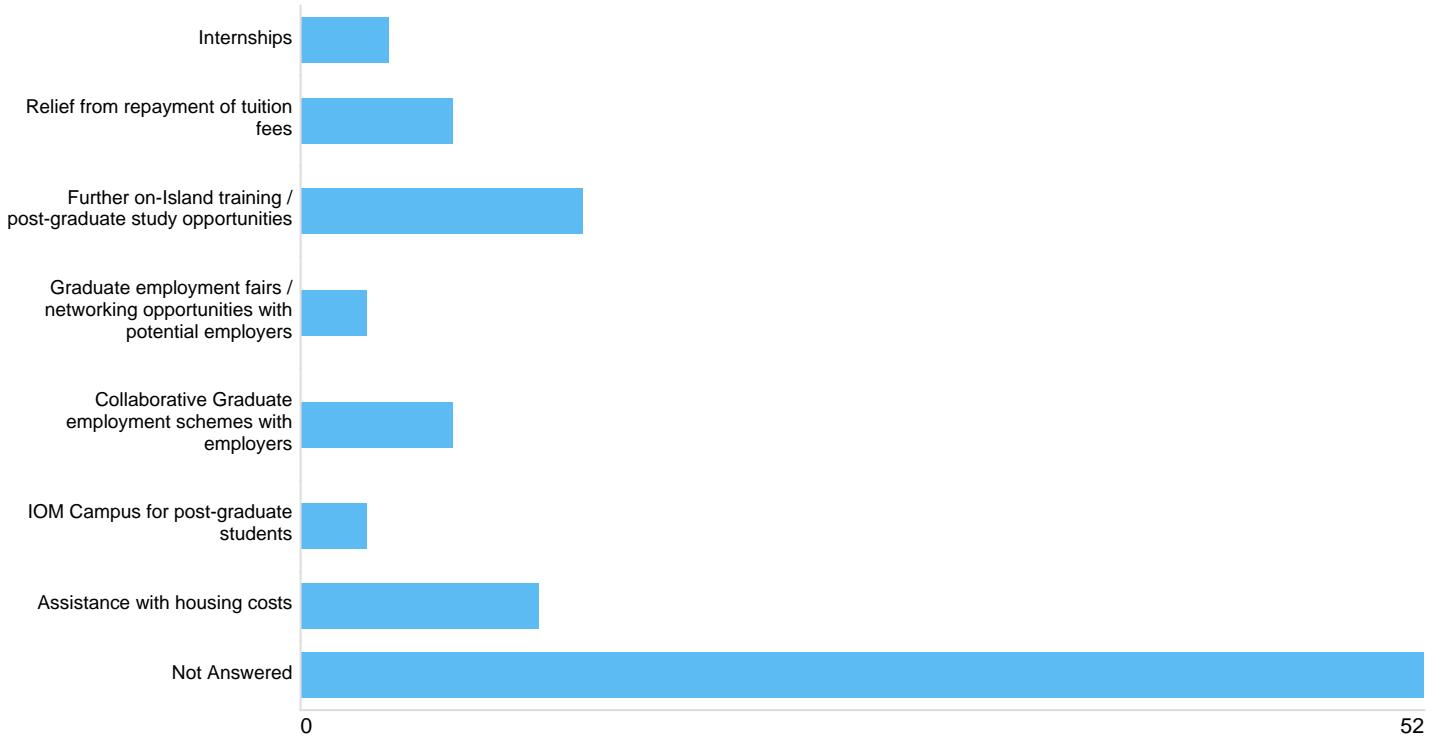
8-multiline

There was 1 response to this part of the question.



Question 9: If living in the UK/elsewhere are there any specific incentives that would encourage you to return to the Isle of Man to live and work?

9-checkboxes



Option	Total	Percent
Internships	4	5.48%
Relief from repayment of tuition fees	7	9.59%
Further on-Island training / post-graduate study opportunities	13	17.81%
Graduate employment fairs / networking opportunities with potential employers	3	4.11%
Collaborative Graduate employment schemes with employers	7	9.59%
IOM Campus for post-graduate students	3	4.11%
Assistance with housing costs	11	15.07%
Not Answered	52	71.23%

9-multiline

There were 9 responses to this part of the question.

Question 10: In which secondary school or college did you take your A levels?

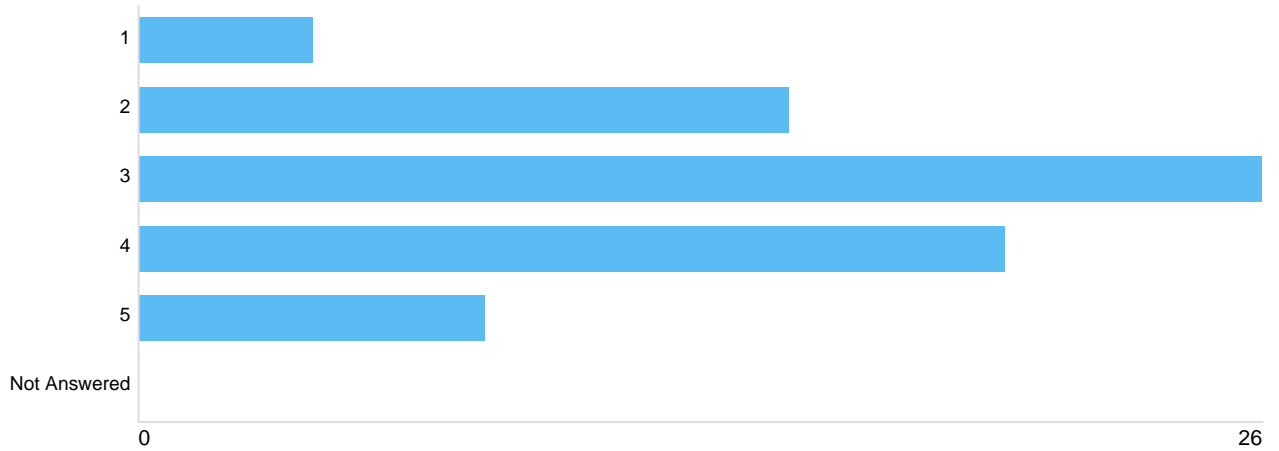
10-singleline

There were 69 responses to this part of the question.



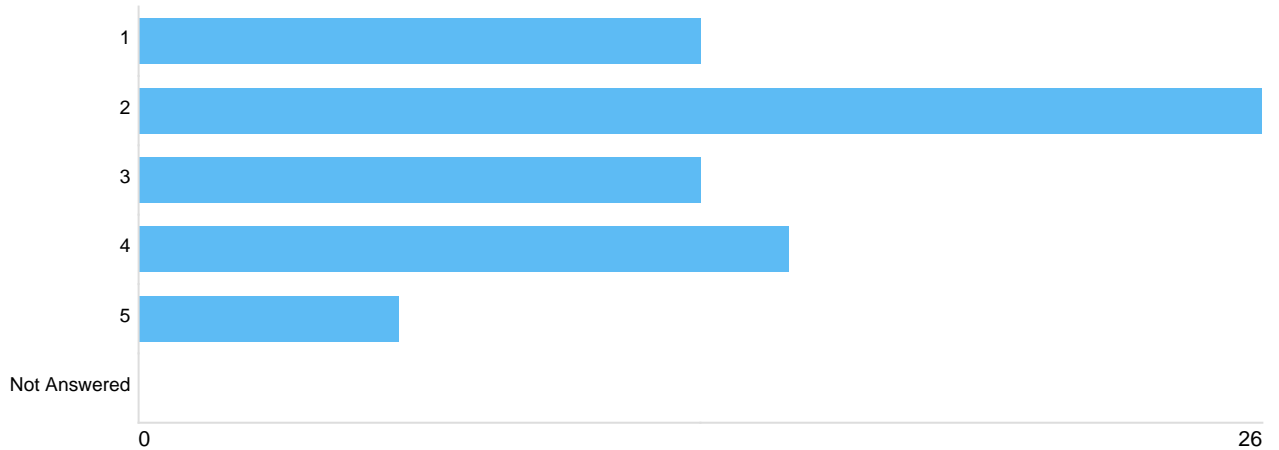
Question 11: Rate on a scale of 1 to 5 which of the following you are aware of (1 being not aware at all, 3 being somewhat aware, 5 being very aware).

11-matrix - Job's market & career opportunities on the Island



Option	Total	Percent
1	4	5.48%
2	15	20.55%
3	26	35.62%
4	20	27.40%
5	8	10.96%
Not Answered	0	0%

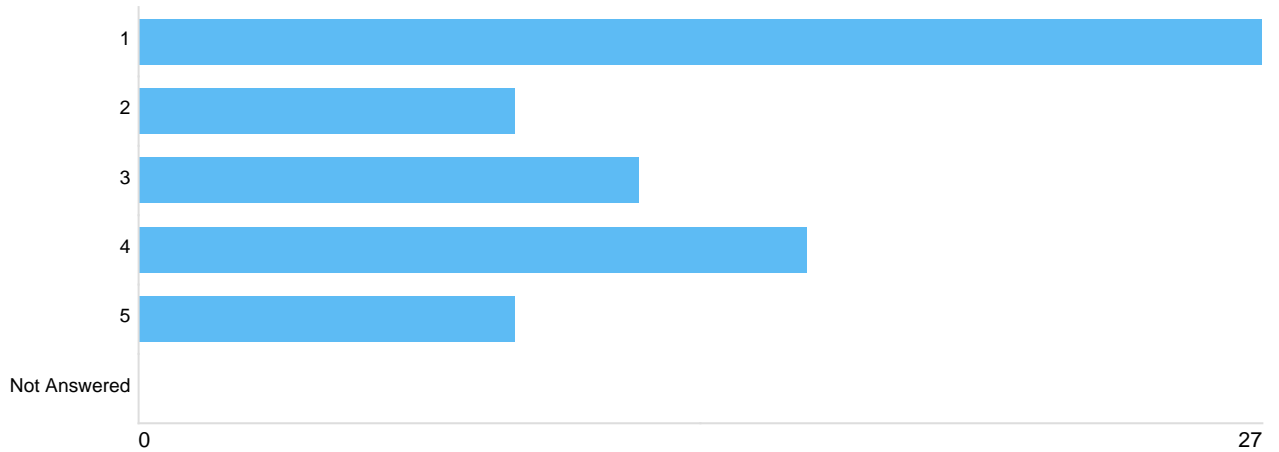
11-matrix - Jobs which are currently 'in demand' on the island





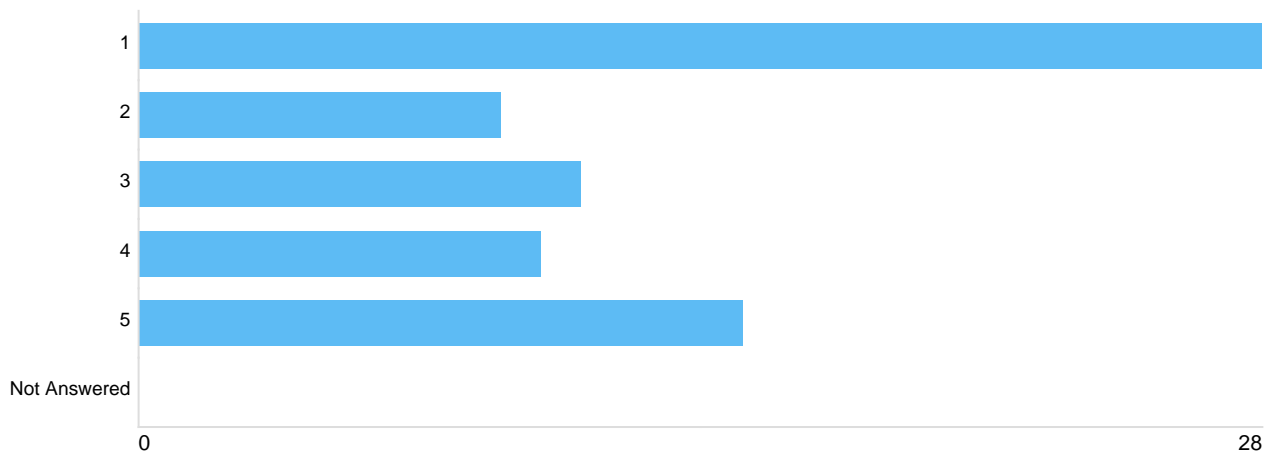
Option	Total	Percent
1	13	17.81%
2	26	35.62%
3	13	17.81%
4	15	20.55%
5	6	8.22%
Not Answered	0	0%

11-matrix - The annual Graduate Fair hosted by locate.im



Option	Total	Percent
1	27	36.99%
2	9	12.33%
3	12	16.44%
4	16	21.92%
5	9	12.33%
Not Answered	0	0%

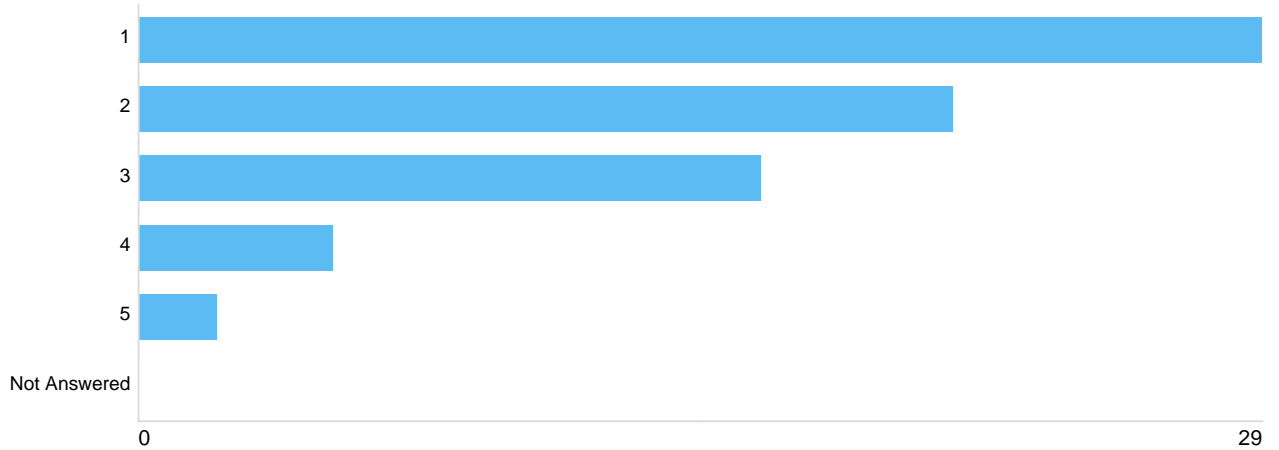
11-matrix - The STEP Programme





Option	Total	Percent
1	28	38.36%
2	9	12.33%
3	11	15.07%
4	10	13.70%
5	15	20.55%
Not Answered	0	0%

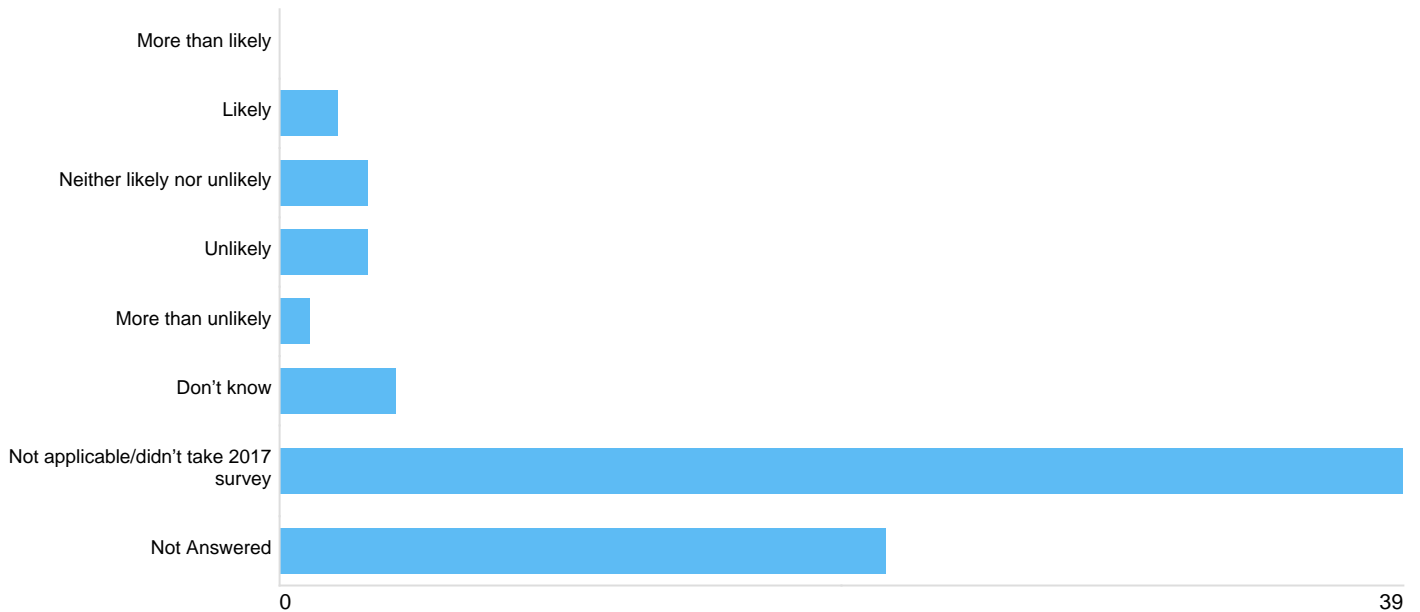
11-matrix - Locate.im as a useful resource



Option	Total	Percent
1	29	39.73%
2	21	28.77%
3	16	21.92%
4	5	6.85%
5	2	2.74%
Not Answered	0	0%

Question 12: If you have previously participated in our 2017 survey, are you more or less likely to return to the Island based on the latest incentives to return?

12-radiobuttons

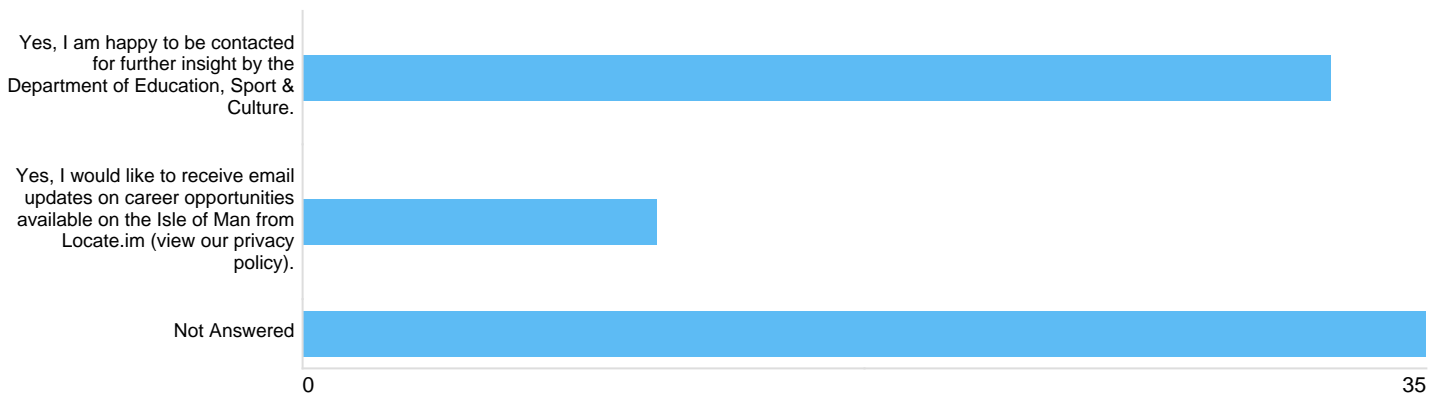




Option	Total	Percent
More than likely	0	0%
Likely	2	2.74%
Neither likely nor unlikely	3	4.11%
Unlikely	3	4.11%
More than unlikely	1	1.37%
Don't know	4	5.48%
Not applicable/didn't take 2017 survey	39	53.42%
Not Answered	21	28.77%

Question 13: May we contact you?

13-checkbox



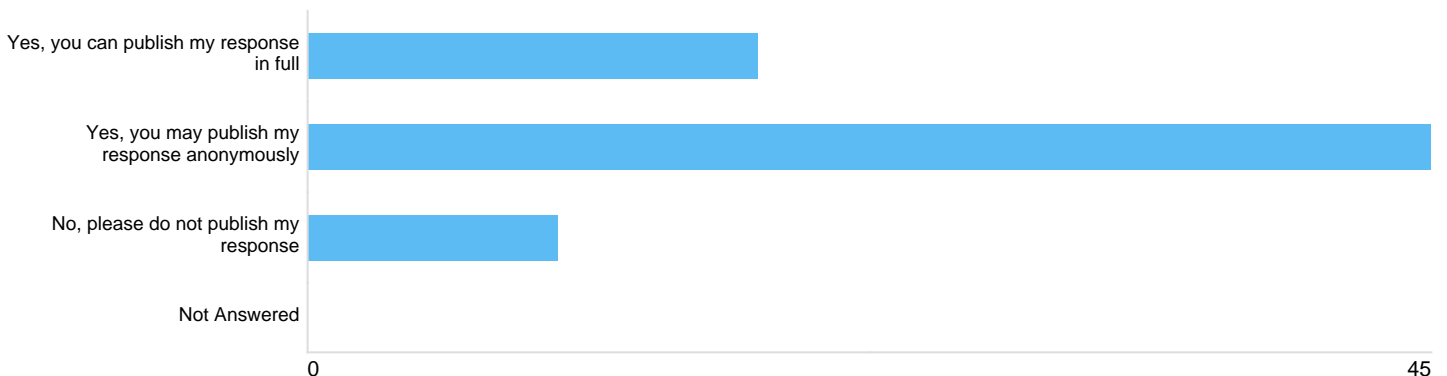
Option	Total	Percent
Yes, I am happy to be contacted for further insight by the Department of Education, Sport & Culture.	32	43.84%
Yes, I would like to receive email updates on career opportunities available on the Isle of Man from Locate.im (view our privacy policy).	11	15.07%
Not Answered	35	47.95%

13-singleline

There were **30** responses to this part of the question.

Question 14: May we publish your response?

Consent publishing



Option	Total	Percent
Yes, you can publish my response in full	18	24.66%
Yes, you may publish my response anonymously	45	61.64%
No, please do not publish my response	10	13.70%
Not Answered	0	0%