



**Department of Education, Sport
and Culture**

Rheynn Ynsee, Spoyrt as Cultoor

**KS4 Attainment in
Level 1 & 2
Qualifications 2019**

KS4 Attainment - Class of 2019

Aggregated KS4 attainment in the Island's secondary schools from examinations and assessments during Summer 2019 follow as a series of tables and graphs. These represent the individual results of around 800 Year 11 students from across the Island's state-funded Secondary schools.

The landscape for assessment and qualifications has undergone unprecedented change nationally over recent years and the results shown in the graphs that follow represent the outcomes of this changing assessment system.

Since 2018, Isle of Man schools have followed the same GCSE specifications at KS4, the bulk of which are CIE IGCSEs. There are a number of other qualifications offered alongside these which provide opportunities for young people to develop, and be assessed in a broader range of transferrable learning and employability skills. Education in Isle of Man schools is about developing the whole learner including crucial skills such as problem solving, creativity, team working and communication. Important vocational qualifications, where there is a focus on the assessment of these types of competencies or industry occupational standards, are highlighted in these tables as they give choice to individuals and support the ongoing success of the Manx economy.

In 2019, students received awards in over 60 separate qualification titles ranging from Business Studies, Engineering and Hospitality: Practical Cookery to Digital Media and Computer Science. Nearly every student was entered for GCSEs in Maths and English and the vast majority of students also had at least one entry in Science. The range of options available to 14-16 year olds in IOM schools is broad and balanced and contrasts significantly with other jurisdictions where performance measures, such as the EBacc, have resulted in a narrowing of the curriculum and significant reduction in entries in creative subjects such as Music, Drama and Art, Design and Technology subjects and ICT.

External examination results offer just one measure of the many achievements of schools and students and should not be seen as the only outcome of our education system. The Department recognises the enormous range of activities and opportunities that our schools offer that help develop confident, well-motivated, balanced young people who can work independently and as members of a team and can meet the challenges of further study or the world of work in the 21st Century.

Table 1. Average number of Level 1/2 entries per student

Year	IOM
2015	9.3
2016	9.2
2017	9.0
2018	8.5
2019	8.7

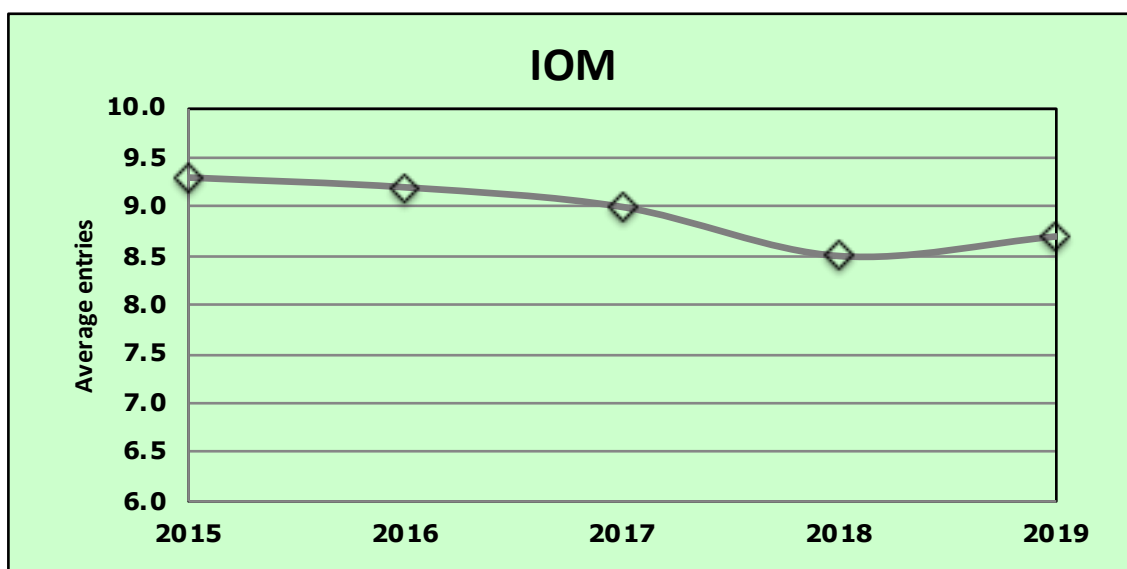


Table 2. Level 1/ 2 pass rate

Year	IOM
2015	98.9
2016	98.8
2017	98.8
2018	98.1
2019	97.6

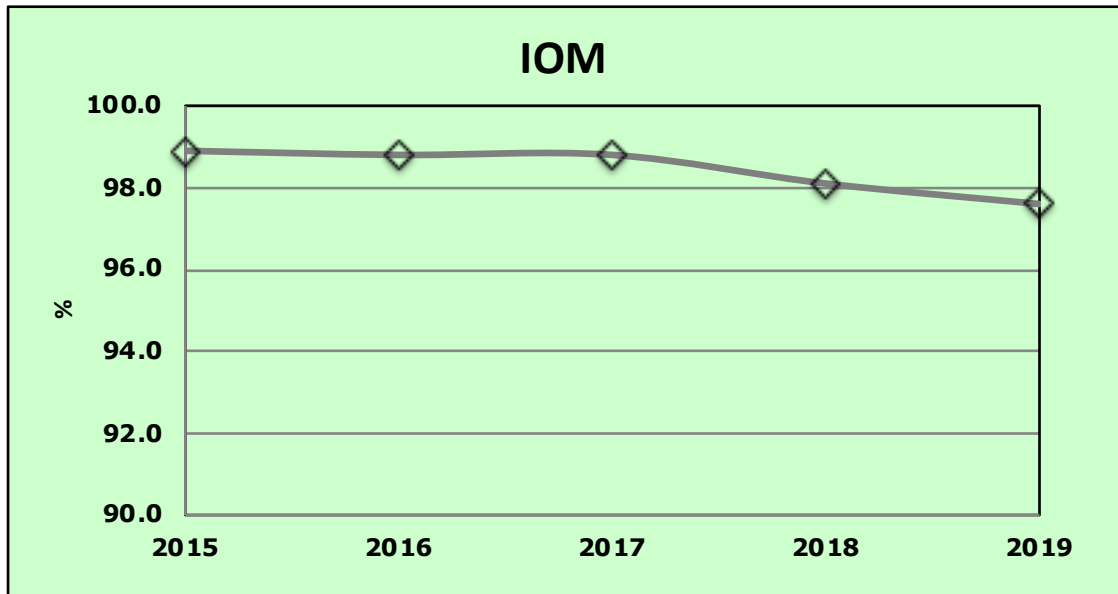


Table 3. Percentage Level 2 passes

Year	IOM
2015	73.2
2016	71.7
2017	69.1
2018	67.4
2019	72.2

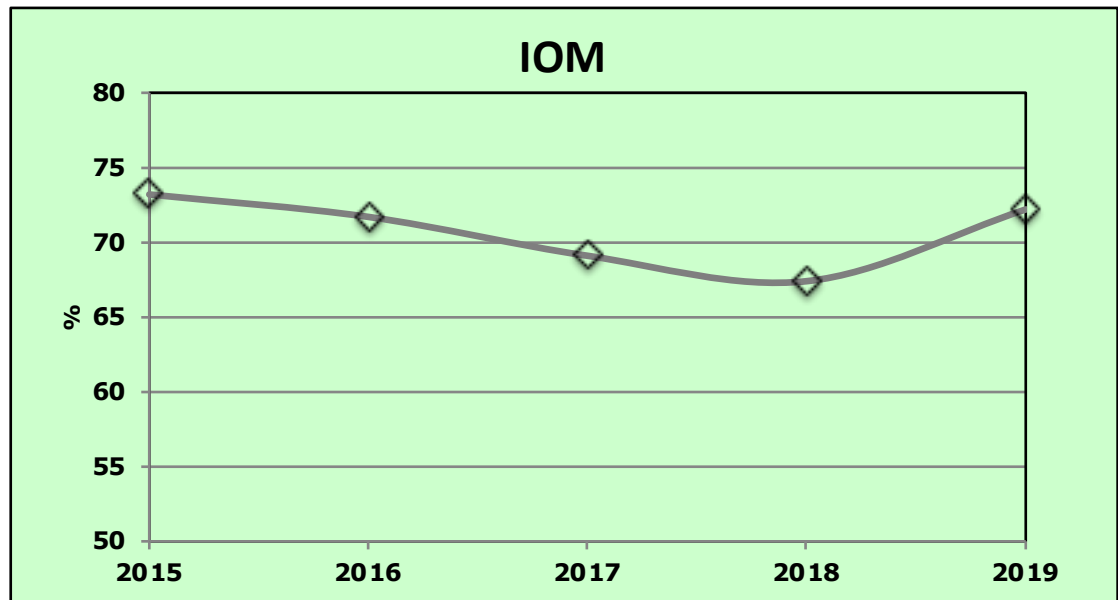


Table 4. Percentage of entries gaining grades A*-A grades in Level 2 graded qualifications

Year	IOM
2015	19.0
2016	19.6
2017	17.8
2018	15.5
2019	19.6

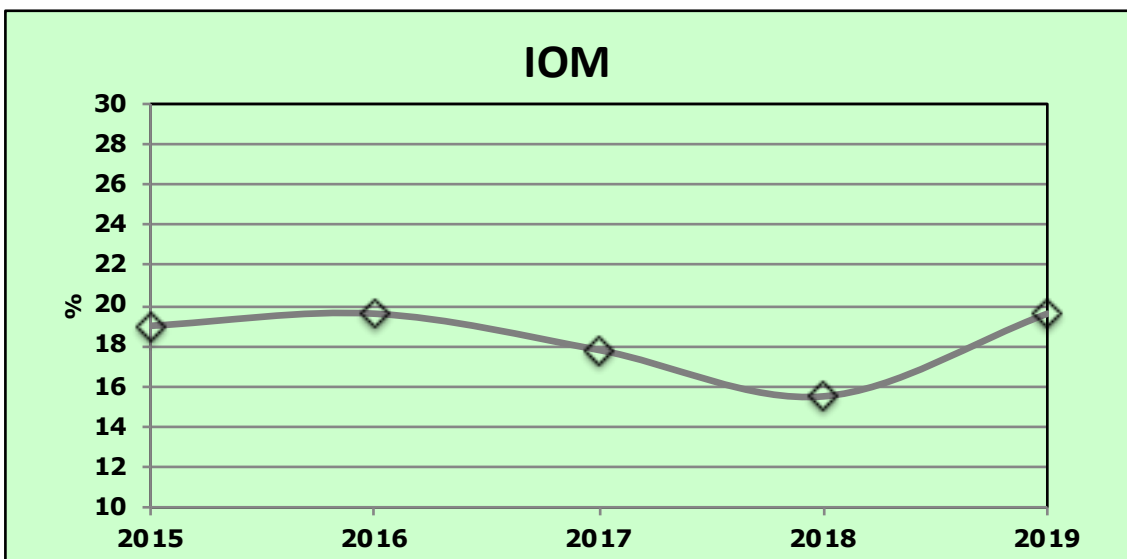


Table 5. Percentage of Year 11 gaining 5+ Level 2 passes

Year	IOM
2015	69.2
2016	69.4
2017	62.1
2018	64.0
2019	67.4

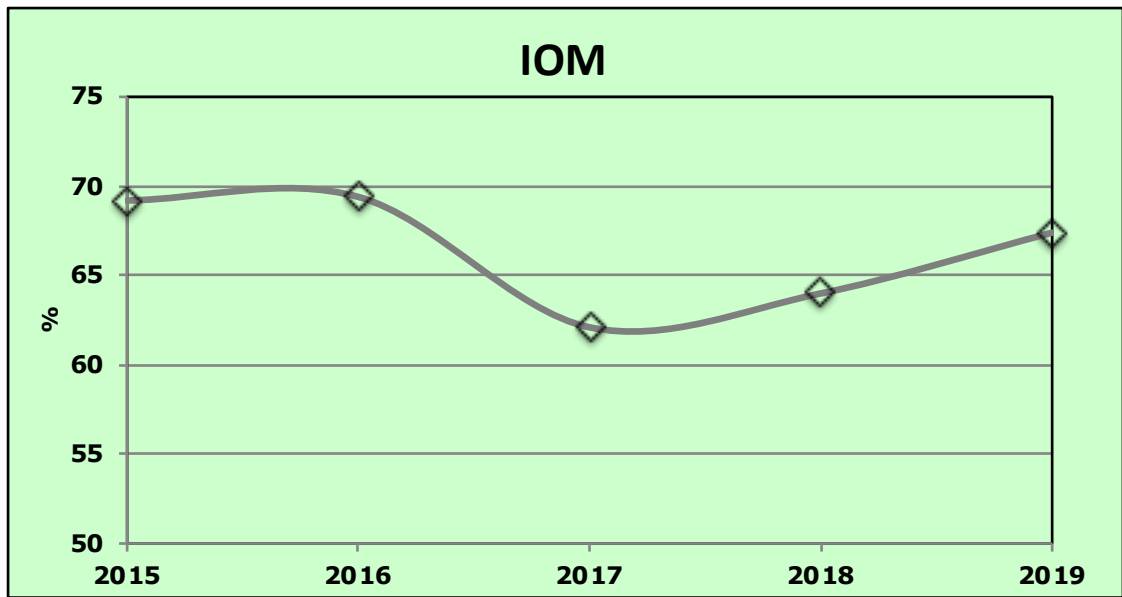


Table 6. Percentage of Year 11 gaining 5+ Level 2 passes including English and Maths

Year	IOM
2015	57.4
2016	61.7
2017	56.8
2018	58.1
2019	62.2

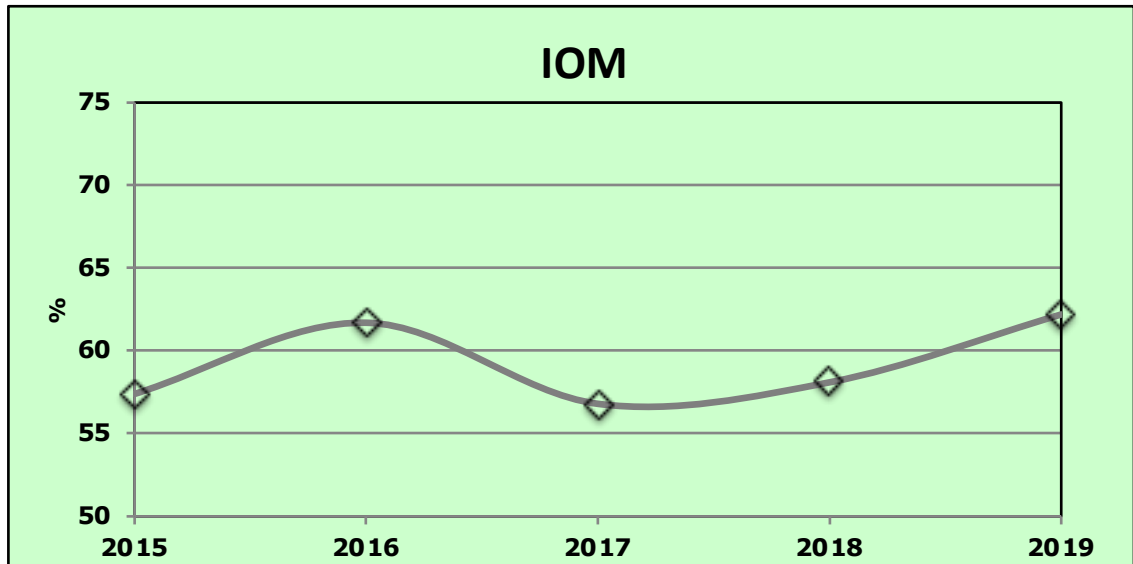


Table 7. Vocational Qualifications as a % of all Level 1 and 2 entries

Year	IOM
2018	7.1
2019	9.0

